

REVIVAL DIAGNOSTICS



HEALTH CHECK-UP SUMMARY

Name: Gnaneshwar Vanjeti

Date: 12/02/2022

Email ID :

Sex: Male Age: 28 Years Contact No: 897847857 Remarks :

Under-weight	<u>-</u>
Normal	<u>-</u>
Over-weight	<u>✓</u>

i> BMI

Height (in Cm) : <u>172</u>	Weight (in Kg) : <u>86</u>	BMI: <u>29.1</u>
Hip (in Cm) : <u>102</u>	Waist (in Cm) : <u>93</u>	Hip to Waist Ratio: <u>1.09</u>

ii> Blood Pressure & Pulse

122/80 mmHg
84 min. Regular

If high or low, whether the person is on medication : YES / NO

iii> Blood Tests & Lung Function Remarks

CVS CNS ✓ NO

If abnormal, whether the person is on medication : YES / NO

iv> Eye Test Remarks

Eye Sight: (R) 6/6 (L) 6/9
Color Vision: (A)

v> Heart Disease

Whether any specific heart ailment detected (ECG findings) :
normal

vi> Any other problems needing attention / Overall Assessment :

no

Gnaneshwar

Revival Diagnostic

401, Aqua Corridor,
B/s. Star Bazar, Surat-395009.
Mo. 91062-28601

C.K. Patel
Signature of the Doctor
Dr. Chirag Patel
M.B.B.S. G-49432

Laboratory Test Result are Subject to technical limitation and should be clinically correlate for final diagnosis

4th Floor, Aqua Corridor, Hazira Road, Adajan Paal, Surat-395009.

0261 2747788

revivaldiagnostics.surat@gmail.com

www.revivaldiagnostics.com

This medical report is not intended for medico-legal purposes.



NAME: Gnaneshwar Vongeti SEX: male
BIRTHDATE: 27/04/1993 AGE: 22

DEPARTMENT OF OPHTHALMOLOGY

EYE TEST:

1. VISION:

RIGHT EYE - 6/6
LEFT EYE - 6/9

2. COLOR VISION:

RIGHT EYE - (N)
LEFT EYE - (N)

3. FUNDUS:

RIGHT EYE - (N)
LEFT EYE - (N)

REMARKS:

Gnanesh

Revival Diagnostic
401, Aqua Corridor,
B/s. Star Bazar, Surat-395009.
Mo/91062-28601

Ophthalmologist/Optomestrist

Laboratory Test Result are Subject to technical limitation and should be clinically correlate for final diagnosis

REVIVAL DIAGNOSTICS



Dental Assessment Form

NAME Gnaneshwar Vangeti
AGE 28

DATE 12/02/2022
SEX Male

* CHIEF COMPLAINT

A CLINICAL FEATURES :- normal

- 1 CAVIES :-
- 2 MISSING TOOTH :-
- 3 MALOCCLUSION :-
- 4 FILLING :-

6 (N)

B DIAGNOSIS :- normal

C PERSONAL HISTORY :- (N)

D PROVISIONAL D/G :- (N)

E MEDICAL HISTORY :- (N)

F FINAL D/G :- (N)

G TREATMENT PLAN :- NO

CLINT SIGN

Gnaneshwar Vangeti

Revival Diagnostic
401, Aqua Corridor,
B/s. Star Bazar, Surat-395009.
Mo. 91062-28601

Laboratory Test Result are Subject to technical limitation and should be clinically correlate for final diagnosis



Name : GNANESHWAR - VANGETI
Age/Sex : 28 Yrs. Male
UHID : 15448
Ref. By Dr. : MEDI WHEEL

Date : 12-Feb-2022 8:27 am
Receipt No : 9543

CBC HAEMOGRAM

PARAMETER	RESULT	UNITS	NORMAL RANGE
Hemoglobin	: 14.2	gm/dL	13.5-18.0
RBC Count	: 4.67	m/c.mm.	4.5-6.5
WBC Count	: 9200	c. mm.	4,000 - 10,000
Platelet Count	: 2.20	c. mm.	1.5 Lac - 5.0 Lac
Blood Indices			
Hematocrit (PCV)	: 44.6	%	39-54 %
MCV	: 95.5	fl	75-96
MCH	: 30.4	pg	27-32
MCHC	: 31.8	g/dL	30-36
RDW	: 11.8	%	11- 16
ESR (WINTORBE)	: 04	mm./hr.	0-20
DIFF WBC Count			
Neutrophils	: 52	%	40-75
Lymphocytes	: 43	%	20-50
Eosinophils	: 03	%	1-6
Monocytes	: 02	%	2-10
Basophils	: 00	%	0-5
Band Form	: 00	%	0-5
Smear Study			
Platelets in Smear	: Adequate		
Malarial Parasites	: Malarial Parasites Not Detected		
Blood Group	: "O"		
RH Factor	: Positive		

Revival Diagnostic
401, Aqua Corridor,
B/s. Star Bazar, Surat-395009
Mo. 91062-28601

Pathologist
Dr. Mihir Icecreamwala

Lab Technician/Technologist
Zarna K Gandhi (Msc. Biotech)

Laboratory Test Results are Subject to technical limitation and Print Date & Time is 12-Feb-2022 11:16:00AM

Operator Name : Zarna Gandhi
4th Floor, Aqua Corridor, Hazira Road, Adajan Paal, Surat-395009.
0261 2747788 revivaldiagnostics.surat@gmail.com www.revivaldiagnostics.com

This medical report is not intended for medico-legal purposes.



Name : GNANESHWAR - VANGETI
Age/Sex : 28 Yrs./Male
UHID : 15448
Ref. By Dr. : MEDI WHEEL

Date : 12-Feb-2022 8:27 am
Rec. No : 9543

BIOCHEMISTRY

TEST	RESULTS	Unit	REFERENCE RANGE
GGT	: 34	U/L	5 - 50 U/L
SGOT	: 60	U/L	0 - 50 U/L
SGPT	: 67	U/L	0 - 50 U/L
Alkaline Phosphatase	: 99	IU/l	38 - 126 IU/l
Total Bilirubin	: 1.1	mg/dl	0.2 - 1.2 mg/dl
Direct Bilirubin	: 0.4	mg/dl	0.1 - 0.4 mg/dl
Indirect Bilirubin	: 0.7	mg/dl	0.1 - 0.8 mg/dl
Blood Urea Nitrogen (BUN)	: 09	mg/dl	9 - 20 mg/dl
Creatinine	: 0.87	mg/dl	0.5 - 1.5 mg/dl
Uric Acid	: 7.9	mg/dl	4 - 8.5 mg/dl
Blood Sugar - F	: 91	mg/dL	70 - 110 mg/dL
Urine Sugar - F	: Absent		
Urine Ketone - F	: Absent		
Blood Sugar- PP	: 114	mg/dL	80 - 140 mg/dL
Urine Sugar - PP	: Absent		
Urine Ketone - PP	: Absent		
Total Protein	: 7.2	gm/dl	6.3 - 8.2 gm/dl
S.Albumin	: 4.3	gm/dl	3.7 - 5.3 gm/dl
Globulin	: 2.9	gm/dl	2.4 - 3.2 gm/dl

Lab Technician/Technologist
Zarna K Gandhi (Msc. Biotech)

Revival Diagnostic

401, Aqua Corridor
B/s. Star Bazar, Surat-395009
Mo. 91062-28604

Pathologist
Dr. Mihir Icecreamwala

Operator Name : Zarna Gandhi

Print Date & Time : 12-Feb-2022

Laboratory Test Result are Subject to technical limitation and should be clinically correlate for final diagnosis

REVIVAL DIAGNOSTICS



A/G Ratio

: 1.48

gm/dl

1 - 2.3 gm/dl



Revival Diagnostic

401, Aqua Corridor,
B/s. Star Bazar, Surat-395009
Mo. 91062-28601

Lab Technician/Technologist
Zarna K Gandhi (Msc. Biotech)


Pathologist
Dr. Mihir Icecreamwala

Operator Name : Zarna Gandhi

Print Date & Time : 12-Feb-2022

Laboratory Test Result are Subject to technical limitation and should be clinically correlate for final diagnosis

📍 4th Floor, Aqua Corridor, Hazira Road, Adajan Paal, Surat-395009.
☎ 0261 2747788 ✉ revivaldiagnostics.surat@gmail.com 🌐 www.revivaldiagnostics.com

This medical report is not intended for medico-legal purposes.



Name : GNANESHWAR - VANGETI

Date : 12-Feb-2022

Age/Sex : 28 Yrs. Male

08:27:23AM

UHID : 15448

Receipt No : 9543

Ref. By Dr. : MEDI WHEEL

REPORT OF SERUM LIPID PROFILE

Test	Result	Reference Range
Serum Cholesterol	185	Normal : Less than 200 mg / dl
		Borderline : 200 to 239 mg / dl
		Undesirable : More than 240 mg / dl
Serum Triglyceride	196	Normal : Less than 150 mg / dl
		Borderline High : 150 to 199 mg / dl
		High : 200 - 499 mg / dl
		Very High : More than 500 mg / dl
Serum HDL - Cholesterol (Good Cholesterol)	47	Desirable : More than 55 mg / dl
		Borderline : 35 to 55 mg / dl
		Undesirable : Less than 35 mg / dl
Serum LDL - Cholesterol (Bad Cholesterol)	98.8	Optimal : Less than 100 mg / dl
		Above Optimal : 100 - 129 mg / dl
		Borderline High : 130 to 159 mg / dl
		High : 160 to 189 mg / dl
VLDL	39.2	Very High : More than 190 mg / dl
		Normal : 5 to 30 mg / dl
Chol. / HDL - Chol. Ratio	3.9	Low Risk : Less than 3.8
		Medium Risk : 3.8 to 5.9
		High Risk : More than 6
LDL / HDL - Chol. Ratio	2.1	Low Risk : Less than 3.55
		Medium Risk : 3.55 - 4
		High Risk : More than 6

Revival Diagnostic

401, Aqua Corridor
B/s. Star Bazar, Surat-395009
Mo. 91062-28401

Pathologist

Dr. Mihir Icecreamwala

Lab Technician/Technologist
Zarna K Gandhi (Msc. Biotech)

Operator Name: Zarna Gandhi

PrintDate & Time: 12-Feb-2022 12:57:00PM

Laboratory Test Result are Subject to technical limitation and should be clinically correlate for final diagnosis

4th Floor, Aqua Corridor, Hazira Road, Adajan Paal, Surat-395009.

0261 2747788

revivaldiagnostics.surat@gmail.com

www.revivaldiagnostics.com

This medical report is not intended for medico-legal purposes.



Name : GNANESHWAR - VANGETI
Age/Sex : 28 Yrs. / Male
UHID : 15448
Ref. By Dr. : MEDI WHEEL

Date : 12-Feb-2022 8:27 am
Receipt No : 9543

ROUTINE URINE EXAMINATION REPORT

PHYSICAL EXAMINATION :

Quantity : 30 ml
Colour : Pale Yellow
Appearance : Clear
Reaction : Acidic
Specific Gravity : 1.030

CHEMICAL EXAMINATION :


Proteins : Absent
Sugar : Absent
Acetone : Absent
Bile Salts : Absent
Bile Pigments : Absent
Urobilinogen : Normal
O.B.T. : Negative

MICROSCOPIC EXAMINATION :

Pus Cells : 1-2/hpf.
R. B. C. : Absent
Epithelial Cells : 1-2/hpf.
Bacteria : Absent
Casts : Absent
Crystals : Absent
Yeast cell : Absent
Mucus : Absent
Other Findings : NIL

Revival Diagnostic
401, Aqua Corridor,
B/s. Star Bazar, Surat-395009
Mo. 91062-28601

Lab Technician/Technologist
Zarna K Gandhi (Msc. Biotech)


Pathologist
Dr. Mihir Icecreamwala

Laboratory Test Result are Subject to technical limitation and should be clinically correlate for final diagnosis

Operator Name: Zarna Gandhi

PrintDate & Time: 12-Feb-2022 11:14:00AM

☎ 0261 2747788

✉ revivaldiagnostics.surat@gmail.com

🌐 www.revivaldiagnostics.com

This medical report is not intended for medico-legal purposes.



Name : GNANESHWAR - VANGETI

Date : 12-Feb-2022

Age/Sex : 28 Yrs. Male

Receipt No : 9543

UHID : 15448

Ref. By Dr. : MEDI WHEEL

REPORT OF GLYCOSYLATED HEMOGLOBIN [HbA1C]

Parameter	Result	Unit	Biological Reference Interval
Hemoglobin A1C(HbA1C)	: 5.2	%	HbA1C Degree of Glucose Control

< 5.6 % Non Diabetics
5.7 - 6.4 % Prediabetics
> = 6.5 % Diabetics

(REF : Wallace, 11th Edition)

REMARKS:

6 - 7 % Excellent Control
7 - 8 % Good Control
8 -10 % Unsatisfactory Control
> 10 % Poor Control

Method : High performance liquid chromatography (HPLC)

MEAN BLOOD GLUCOSE OVER THE PAST 60 DAYS FROM THE HbA1C RESULT : 000 mg/dl

Remarks : GHb test is useful for the long term control and monitoring of diabetes mellitus since it reflects the integration of blood glucose levels during past 4-8 weeks.

Revival Diagnostic

401, Aqua Corridor,
B/s. Star Bazar, Surat-395009
Mo. 91062-28601

Pathologist

Dr. Mihir Icecreamwala

Print Date & Time :12-Feb-2022 12:57:00PM

Lab Technician/Technologist
Zarna K Gandhi (Msc. Biotech)
Operator Name :Zarna Gandhi

Laboratory Test Result are Subject to technical limitation and should be clinically correlate for final diagnosis

4th Floor, Aqua Corridor, Hazira Road, Adajan Paal, Surat-395009.

0261 2747788

revivaldiagnostics.surat@gmail.com

www.revivaldiagnostics.com

This medical report is not intended for medico-legal purposes.



Name : GNANESHWAR - VANGETI
Age/Sex : 28 Yrs. Male
UHID : 15448
Ref. By Dr. : MEDI WHEEL

Date : 12-Feb-2022
Receipt No : 9543
Sample Received On : 12-Feb-22 8:27 am

REPORT OF TUMOR MARKERS

Test	Result	Normal Range
PROSTATE SPECIFIC ANTIGEN (PSA)	: 0.28 ng/ml	[0.0 - 2.5 ng/ml] 40 - 49 Years [0.0 - 3.5 ng/ml] 50 - 59 Years [0.0 - 4.5 ng/ml] 60 - 69 Years [0.0 - 5.5 ng/ml] 70 - 79 Years

REVIVAL
DIAGNOSTICS

Revival Diagnostic
401, Aqua Corridor,
B/s. Star Bazar, Surat-395009
Mo. 91062-28601

Pathologist

Dr. Mihir Icecreamwala

PrintDate & Time: 12-Feb-2022

Lab Technician/Technologist
Zarna K Gandhi (Msc. Biotech)
Operator Name: Zarna Gandhi

Method: - Test performed on Automated Chemiluminescence Assay [COBAS E411, ROCHE]
Corrobrative clinicopathologic correlation is essential for final diagnosis. Test reports are subjected to technical limitation and should be clinically co-related. Laboratory may be contacted if required.

Laboratory Test Result are Subject to technical limitation and should be clinically correlate for final diagnosis

📍 4th Floor, Aqua Corridor, Hazira Road, Adajan Paal, Surat-395009.

☎ 0261 2747788

✉ revivaldiagnostics.surat@gmail.com

🌐 www.revivaldiagnostics.com

This medical report is not intended for medico-legal purposes.



Name : GNANESHWAR - VANGETI

Date : 12-Feb-2022 8:27
am

Age/Sex : 28 Yrs. Male
UHID : 15448

Receipt No : 9543

Ref. By Dr. : MEDI WHEEL


THYROID TEST

TEST	RESULT	NORMAL RANGE
T3	1.01	0.87 - 1.78 ng/ml
T4	5.21	4.60 - 13.5 ug/dl
TSH	3.07	0.50 - 5.50 uIU/ml 5.5 to 15 uIU/ml - Suggested Clinical co-relation Or Repeat test with new sample as physiological factors can give falsely high TSH Above 15uIU/ml Hypothyroid

PREGNANT WOMEN normal ranges for
TSH:
1st Trimester :0.0878 - 2.8293 uIU/ml
2nd Trimester :0.1998 - 2.7915 uIU/ml
3rd Trimester :0.307 - 2.9028 uIU/ml
Ref:TIETZ Fundamentals of Clinical
Chemistry.

Revival Diagnostic
401, Aqua Corridor,
B/S. Star Bazar, Surat-395009
Mo. 91062-28601

Lab Technician/Technologist
Zarna K Gandhi (Msc. Biotech)


Pathologist
Dr. Mihir Icecreamwala

Operator Name : Zarna Gandhi
Laboratory Test Result are Subject to technical limitation and should be clinically correlate for final diagnosis

Print Date & Time : 12-Feb-2022 12:58:00PM



Name : GNANESHWAR - VANGETI
Age/Sex : 28 Yrs. Male
UHID : 15448
Ref. By Dr : MEDI WHEEL

Date : 12-Feb-2022
Rec No : 9543

CHEST RADIOGRAPH-PA VIEW

Hilar shadows are within normal limits.

Pulmonary vasculature appears normal.

Cardiac appears normal in size.

Both domesh of the diaphragm are smooth.

Both costophrenic recesses are clear.

Both lung fields appear normal.

Visualized bones and soft tissue shadows appear normal.

IMPRESSION:

NORMAL STUDY.

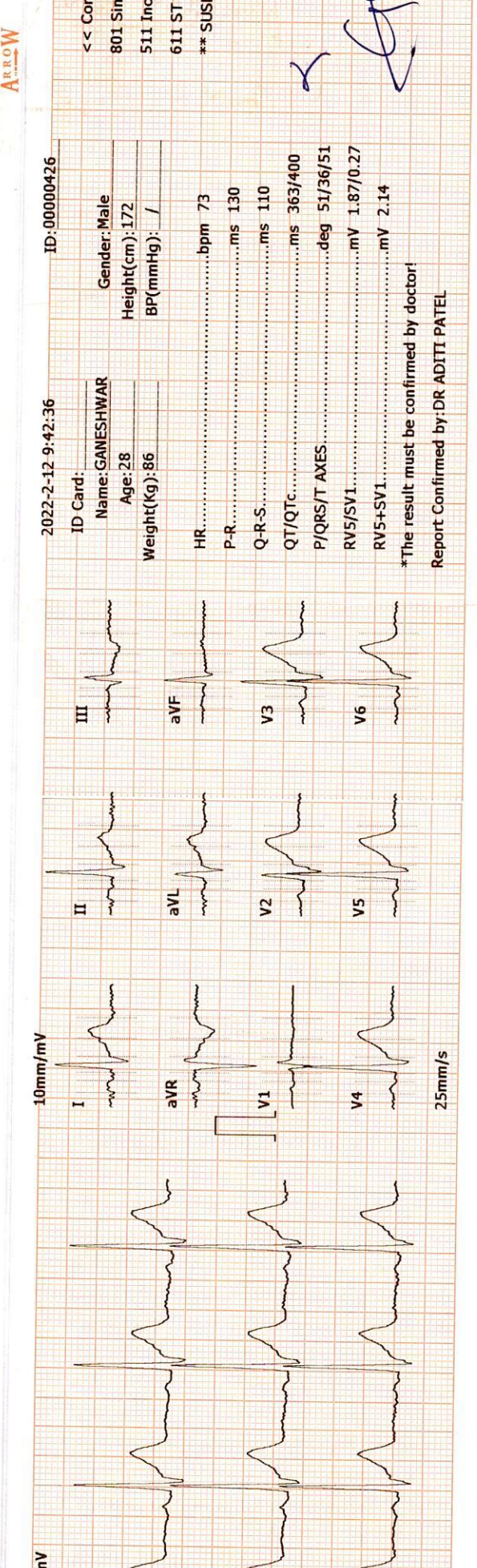
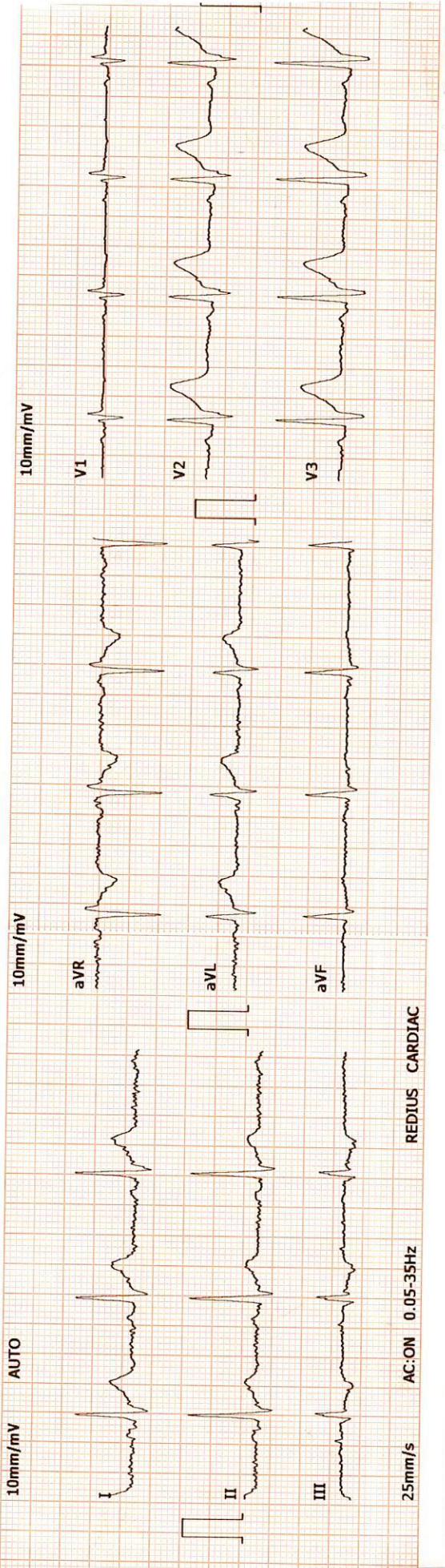
Dr. Chirag K. Patel
MBBS-DMPD
Reg. No. G-28509
DR. CHIRAG K. PATEL
Revival Diagnostics
RADIOLOGIST
4th Floor, Aqua Corridor,
Nr. Star Bazar, Hazira Main Road,
Adajan, Surat-395009.
Mo. 97266 726683

Laboratory Test Result are Subject to technical limitation and should be clinically correlate for final diagnosis

31

NAME : GNANESHWAR VANGETTI
AGE : 28 YRS / MALE
REF BY : MEDI WHEEL





2022-2-12 9:42:36 ID: 00000426

ID Card: Name: GANESHWAR Gender: Male
Age: 28 Height(cm): 172
Weight(Kg): 86 BP(mmHg): / /

HR: 73 bpm
P-R: 130 ms
Q-R-S: 110 ms
QT/QTc: 363/400 ms
P/QRS/T AXES: 51/36/51 deg
RV5/SV1: 1.87/0.27 mV
RV5+SV1: 2.14 mV

*The result must be confirmed by doctor!
Report Confirmed by: DR ADITI PATEL

<< Conclusion >>
801 Sinus Rhythm
511 Incomplete Right
611 ST Elevation
** SUSPECTED ABNOR

Signature

ARROW

Revival Diagnostic
401, Aqua Corridor,
B/s. Star Bazar, Surat-395009,
Mo. 91062-28601

DR. ADITI PATEL
M.B.B.S., D. CARD (MUM)
CLINICAL CARDIOLOGIST
REG.NO.G-42901

REVIVAL DIAGNOSTICS



Name : GNANESHWAR - VANGETI
Age/Sex : 28 Yrs. Male
UHID : 15448
Ref. By Dr : MEDI WHEEL

Date : 12-Feb-2022
Rec No : 9543

ECG

Test	Observed Value	Biological Reference Interval
------	----------------	-------------------------------

ECG

1. The rhythm is sinus.
2. Heart rate is 73 beats per minute.
3. Normal P,QRS,T wave axis.
4. Normal PR,QRS,Q.T. Duration.
5. No pathological q wave or ST-T changes seen.
6. No evidence of chamber hypertrophy or enlargement seen.

IMPRESSION : ECG WITHIN NORMAL LIMITS .


DR. ADITI PATEL
M.B.B.S., D. CARD (MUM)
CLINICAL CARDIOLOGIST
REG.NO.G-42901

Revival Diagnostic
401, Aqua Corridor,
B/s. Star Bazar, Surat-395009.
Mo. 91062-28601

Laboratory Test Result are Subject to technical limitation and should be clinically correlate for final diagnosis

REDIUS DIAGNOSTICS

4TH FLOOR, AQUA CORRIDOE, NEAR STAR BAZAR, ADAJAN- 395009, SURAT

6103/GNANESHWAR VANGETI 28 Yrs/Male 86 Kg/172 Cms

Date: 12-Feb-2022 09:44:27 AM

Ref.By : MEDI WHEEL

Summary



Protocol : BRUCE

Objective : FOR TESTING PURPOSE ONLY.

Stage	StageTime (Min:Sec)	PhaseTime (Min:Sec)	Speed (kmph)	Grade (%)	METS	H.R. (bpm)	B.P. (mmHg)	R.P.P. x100	PVC	Comments
Supine					1.0	84	122/80	102	-	
Standing					1.0	86	122/80	104	-	
HV					1.0	87	122/80	106	-	
ExStart					1.0	66	122/80	80	-	
Stage 1	3:00	3:01	2.7	10.0	4.6	142	130/80	184	-	
Stage 2	3:00	6:01	4.0	12.0	7.0	181	150/80	271	-	
PeakEx	0:05	6:06	5.5	14.0	7.1	182	150/80	273	-	
Recovery	1:00		0.0	0.0	1.1	156	165/90	257	-	
Recovery	2:00		0.0	0.0	1.0	142	150/90	213	-	
Recovery	3:00		0.0	0.0	1.0	129	150/80	193	-	
Recovery	3:08		0.0	0.0	1.0	131	135/80	176	-	

Medication : Nil

History : Nil

Test End Reason : Test Complete

Findings :

The patient exercised according to BRUCE for 6:6, achieving a work level of Max METS:7.1. Resting heart rate initially 84 bpm, rose to a max. heart rate of 182 bpm which represents 95% of maximum age predicted heart rate. Resting blood pressure 122/80 mmhg, rose to a maximum blood pressure of 150/80 mmhg. The exercise stress test was stopped due to Test Complete

Parameters :

Exercise Time : 6:06 minutes

Max HR attained : 182 bpm 95% of Max Predictable HR 192

Max BP : 150/80(mmHg)

WorkLoad attained : 7.1 (Fair Effort Tolerance)

NOsignificant ST segment changes noted during exercise or recovery.

NOAngina/Arrhythmia/S3/murmur

Final Impression : Test is negative for inducible ischaemia.

Advice/Comments:

Dr. Aditi Patel

Revival Diagnostic

401, Aqua Corridor,
B/s. Star Bazar, Surat-395009.
Mo. 91062-28601

DR. ADITI PATEL
M.B.B.S., D. CARD (MUM)
CLINICAL CARDIOLOGIST
REG.NO.G-42901

REDIUS DIAGNOSTICS

4TH FLOOR, AQUA CORRIDOE, NEAR STAR BAZAR, ADAJAN- 395009, SURAT

6103/GNANESHWAR VANGETI

28 Yrs/Male

86 Kg/172 Cms

Date: 12-Feb-2022 09:44:27 AM

HR: 85 bpm

METS: 1.0

BP: 122/80

12 Lead + Comparison

MPHR: 44% of 192

Speed: 0.0 kmph

Grade: 0.0%

Raw ECG

BRUCE

(1.0-100)Hz

Ex Time 00:31

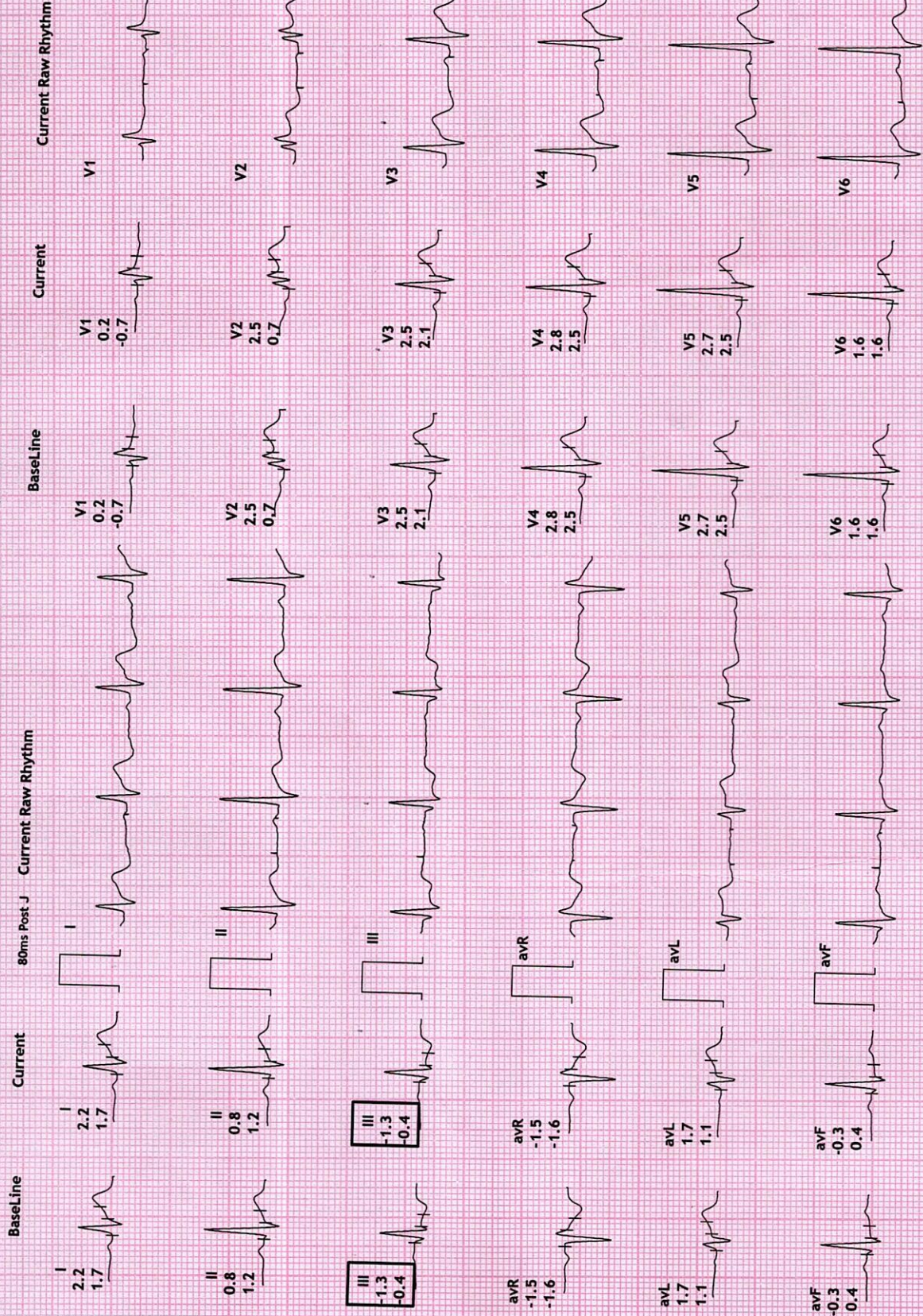
BLC : On

Notch : On

SUPINE

10.0 mm/mV

25 mm/Sec.



REDIUS DIAGNOSTICS

4TH FLOOR, AQUA CORRIDOE, NEAR STAR BAZAR, ADAJAN- 395009, SURAT

6103/GNANESHWAR VANGETI
28 Yrs/Male
86 Kg/172 Cms

Date: 12-Feb-2022 09:44:27 AM

HR: 86 bpm
METs: 1.0
BP: 122/80

MPHR: 44% of 192
Speed: 0.0 kmph
Grade: 0.0%

12 Lead + Comparison

Raw ECG
BRUCE
(1.0-100)Hz

Ex Time 00:44
BLC :On
Notch :On

STANDING
10.0 mm/mV
25 mm/Sec.



Current Raw Rhythm

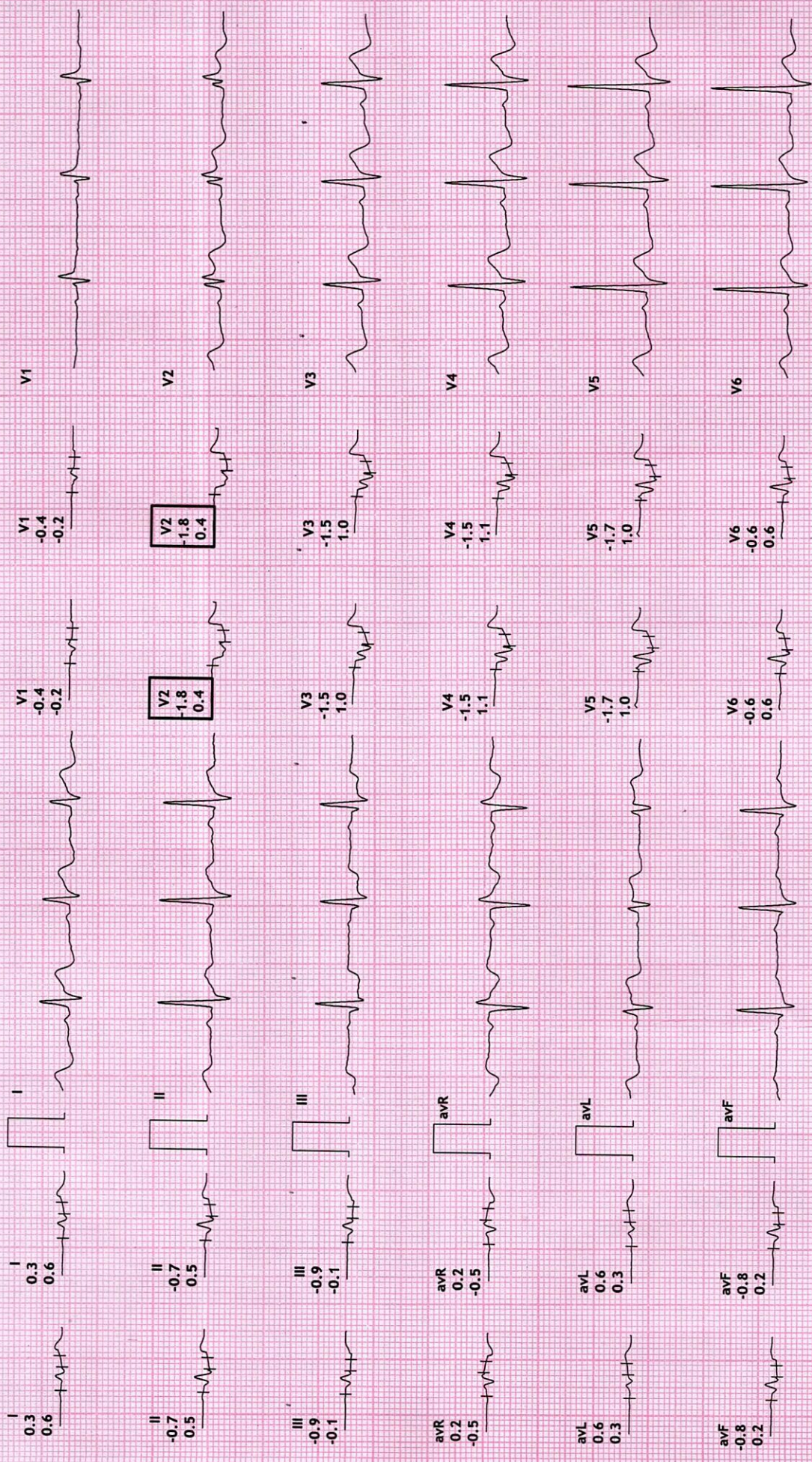
Current

BaseLine

80ms Post J

Current

BaseLine



REDIUS DIAGNOSTICS

4TH FLOOR, AQUA CORRIDOE, NEAR STAR BAZAR, ADAJAN- 395009, SURAT

6103/GNANESHWAR VANGETI

28 Yrs/Male

86 Kg/172 Cms

Date: 12-Feb-2022 09:44:27 AM

HR: 86 bpm

METS: 1.0

BP: 122/80

MPHR: 44% of 192

Speed: 0.0 kmph

Grade: 0.0%

12 Lead + Comparison

Raw ECG

BRUCE

(1.0-100)Hz

Ex Time 00:55

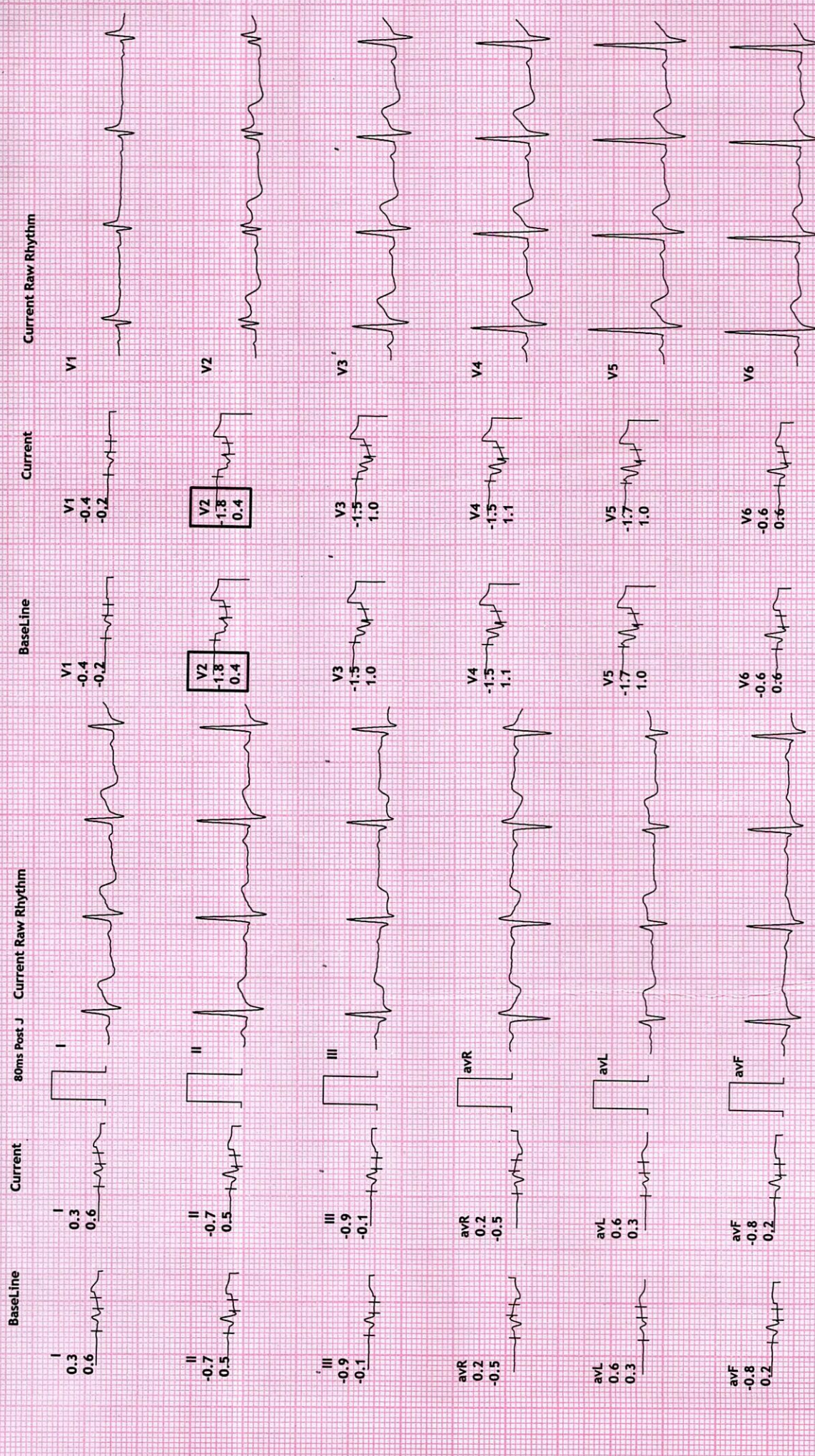
BLC :On

Notch :On

HV

10.0 mm/mV

25 mm/Sec.



REDIUS DIAGNOSTICS

4TH FLOOR, AQUA CORRIDOE, NEAR STAR BAZAR, ADAJAN- 395009, SURAT

6103/GNANESHWAR VANGETI
28 Yrs/Male
86 Kg/172 Cms

Date: 12-Feb-2022 09:44:27 AM

HR: 84 bpm
METS: 1.0
BP: 122/80


MPHR: 43% of 192
Speed: 0.0 kmph
Grade: 0.0%

Raw ECG
BRUCE
(1.0-100)Hz

12 Lead + Comparison

Ex Time 00:00
BLC :On
Notch :On

ExStrt
10.0 mm/mV
25 mm/Sec.



REDIUS DIAGNOSTICS

4TH FLOOR, AQUA CORRIDOE, NEAR STAR BAZAR, ADAJAN- 395009, SURAT

6103/GNANESHWAR VANGETI

28 Yrs/Male

86 kg/172 Cms

Date: 12-Feb-2022 09:44:27 AM

HR: 142 bpm

METS: 4.6

BP: 130/80

MPHR: 73% of 192

Speed: 2.7 kmph

Grade: 10.0%

12 Lead + Comparison

Raw ECG

BRUCE

(1.0-100)Hz

Ex Time 03:00

BLC :On

Notch :On

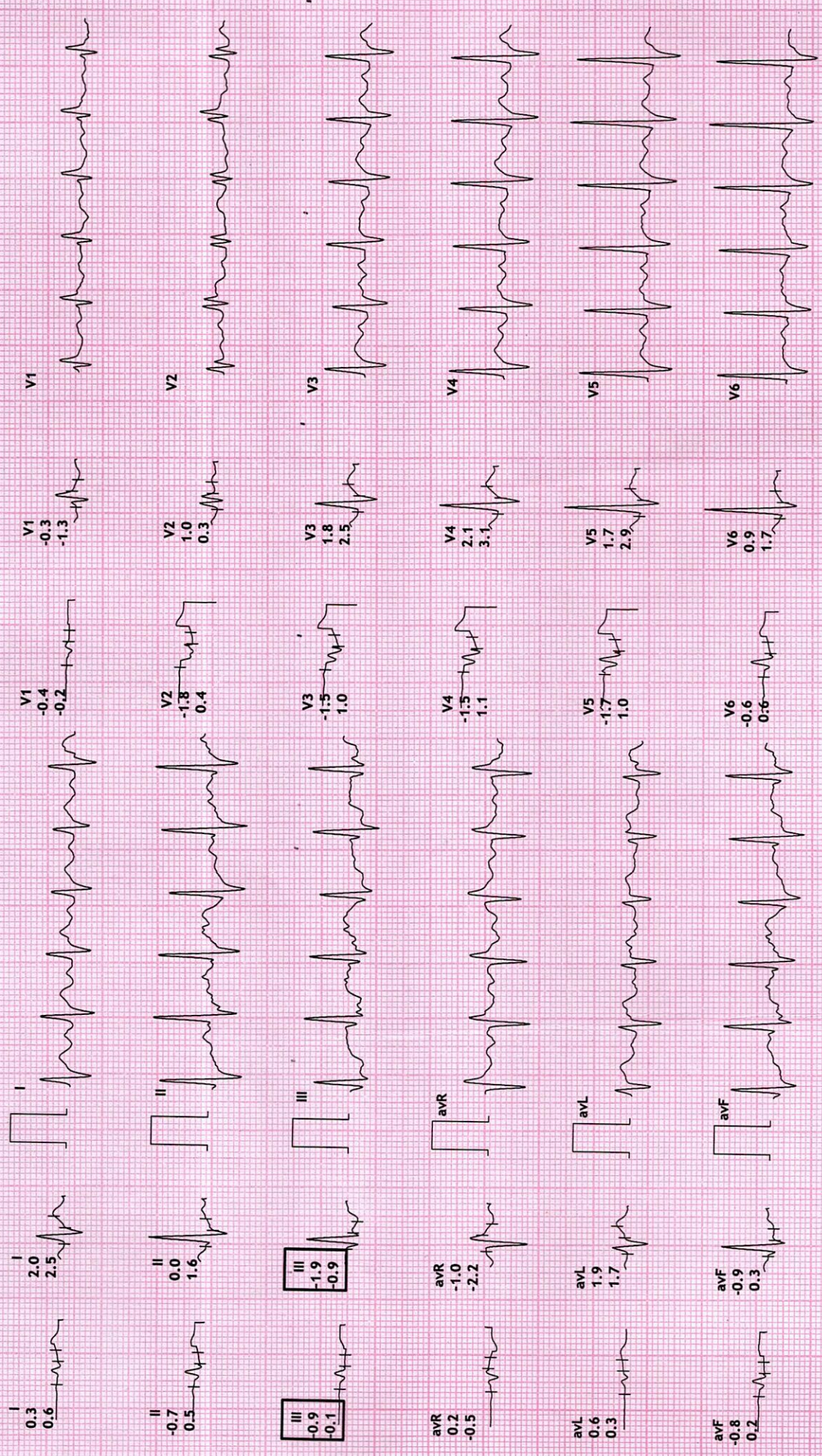
Stage 1 (03:00

10.0 mm/mV

25 mm/Sec.



Lead	Baseline	80ms Post J	Current Raw Rhythm	Baseline	Current	Current Raw Rhythm
I	0.3 0.6	I	I	V1	V1	V1
II	-0.7 0.5	II	II	V2	V2	V2
III	-0.9 -0.1	III	III	V3	V3	V3
avR	0.2 -0.5	avR	avR	V4	V4	V4
avL	0.6 0.3	avL	avL	V5	V5	V5
avF	-0.8 0.2	avF	avF	V6	V6	V6



REDIUS DIAGNOSTICS

4TH FLOOR, AQUA CORRIDOE, NEAR STAR BAZAR, ADAJAN- 395009, SURAT

6103/GNANESHWAR VANGETI
28 Yrs/Male
86 Kg/172 Cms

Date: 12-Feb-2022 09:44:27 AM

HR: 181 bpm
METS: 7.0
BP: 150/80

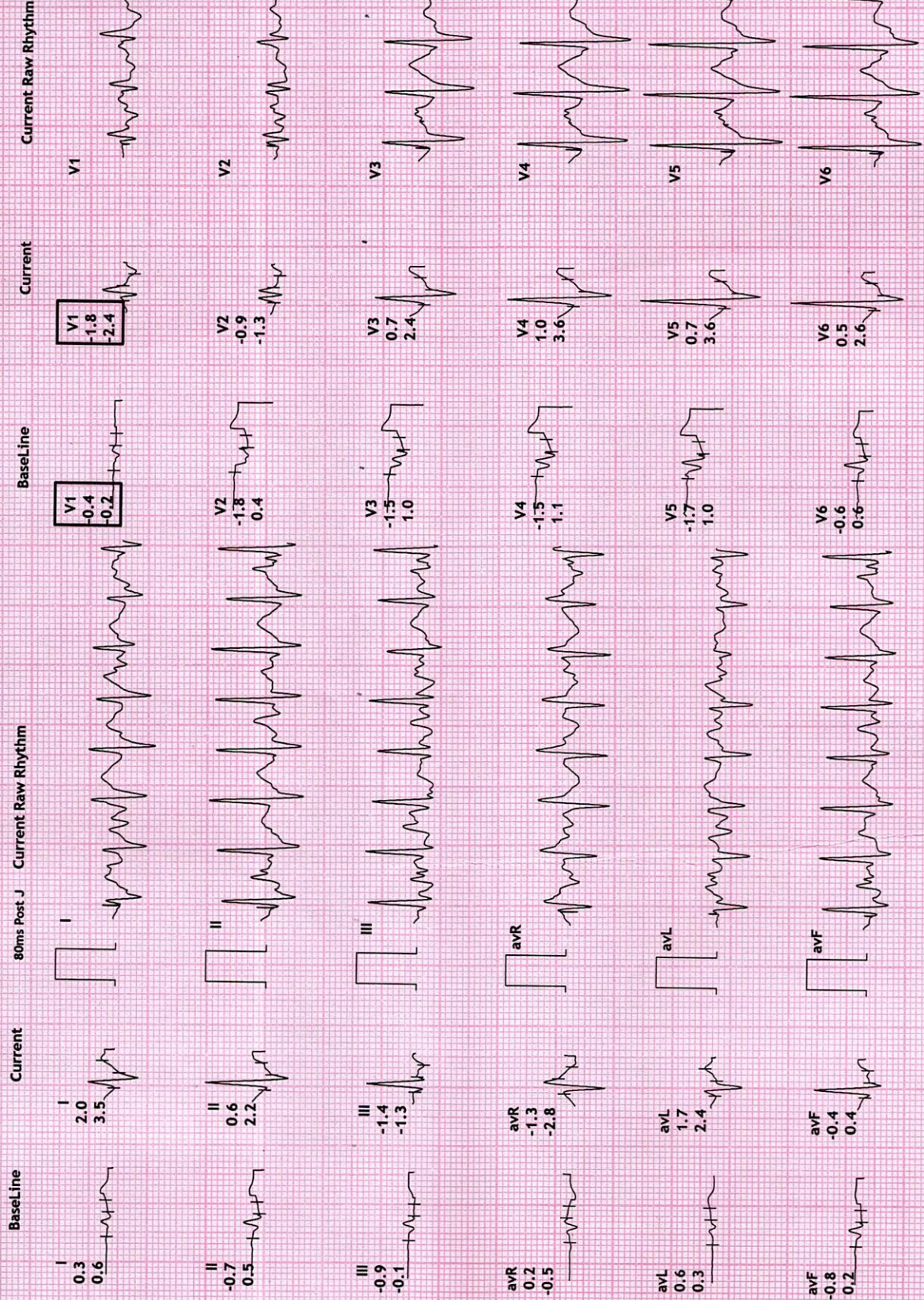
MPHR: 94% of 192
Speed: 4.0 kmph
Grade: 12.0%

12 Lead + Comparison

Raw ECG
BRUCE
(1.0-100)Hz

Ex Time 06:00
BLC :On
Notch :On

Stage 2 (03:00)
10.0 mm/mV
25 mm/Sec.



REDIUS DIAGNOSTICS

4TH FLOOR, AQUA CORRIDOE, NEAR STAR BAZAR, ADAJAN- 395009, SURAT

6103/GNANESHWAR YANGETI

28 Yrs/Male

86 Kg/172 Cms

Date: 12-Feb-2022 09:44:27 AM

HR: 182 bpm

METS: 7.1

BP: 150/80

MPHR: 94% of 192

Speed: 5.5 kmph

Grade: 14.0%

12 Lead + Comparison

Raw ECG

BRUCE

(1.0-100)Hz

Ex Time 06:05

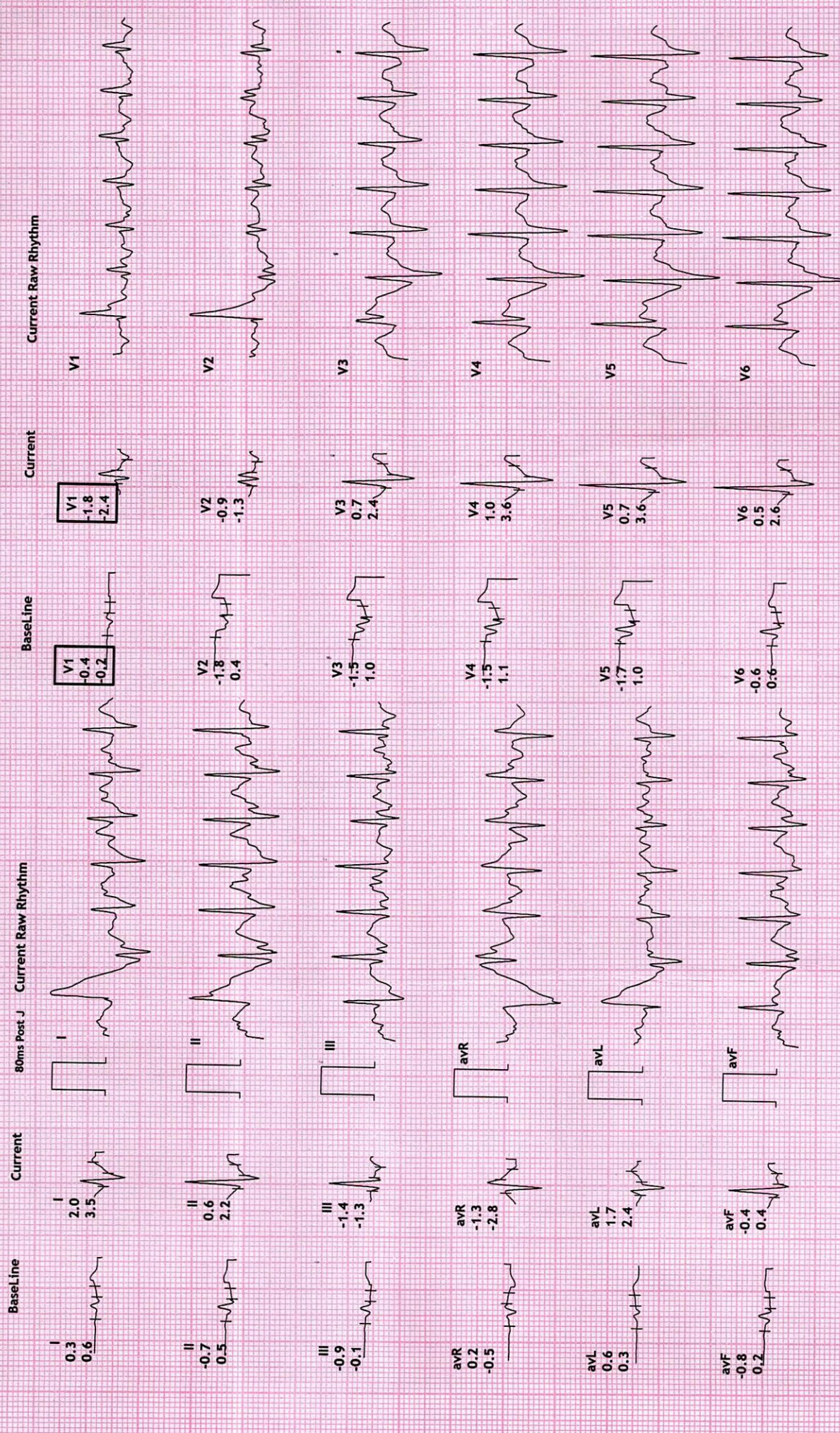
BLC :On

Notch :On

PeakEx

10.0 mm/mV

25 mm/Sec.



REDIUS DIAGNOSTICS

4TH FLOOR, AQUA CORRIDOE, NEAR STAR BAZAR, ADAJAN- 395009, SURAT

6103/GNANESHWAR VANGETI

28 Yrs/Male

86 Kg/172 Cms

Date: 12-Feb-2022 09:44:27 AM

HR: 156 bpm

METS: 1.0

BP: 165/90

MPHR: 81% of 192

Speed: 0.0 kmph

Grade: 0.0%

12 Lead + Comparison

Raw ECG

BRUCE

(1.0-100)Hz

Ex Time 06:05

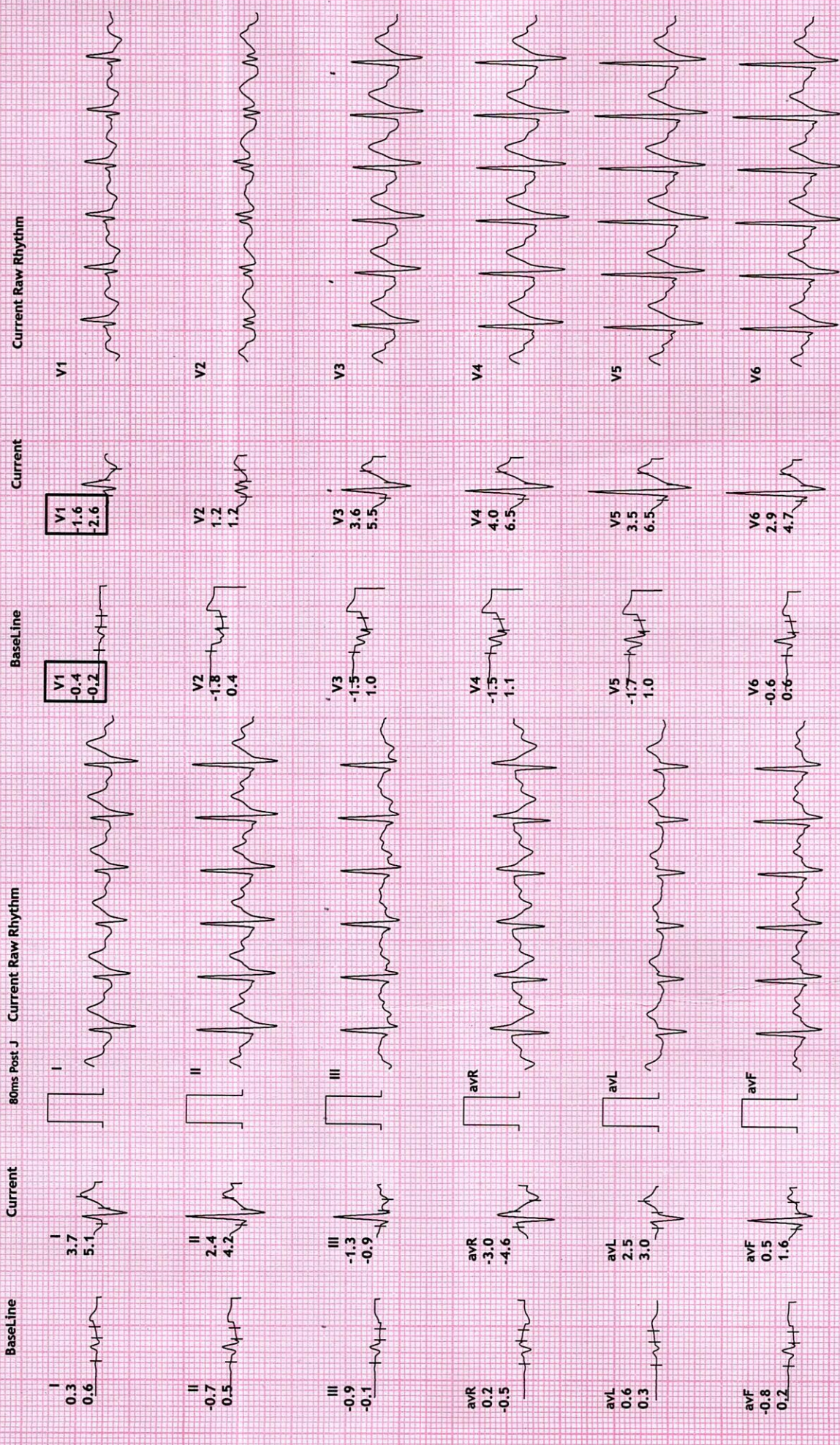
BLC :On

Notch :On

Recovery : (01

10.0 mm/mV

25 mm/Sec.



REDIUS DIAGNOSTICS

4TH FLOOR, AQUA CORRIDOE, NEAR STAR BAZAR, ADAJAN- 395009, SURAT

6103/GNANESHWAR VANGETI
28 Yrs/Male
86 Kg/172 Cms

Date: 12-Feb-2022 09:44:27 AM

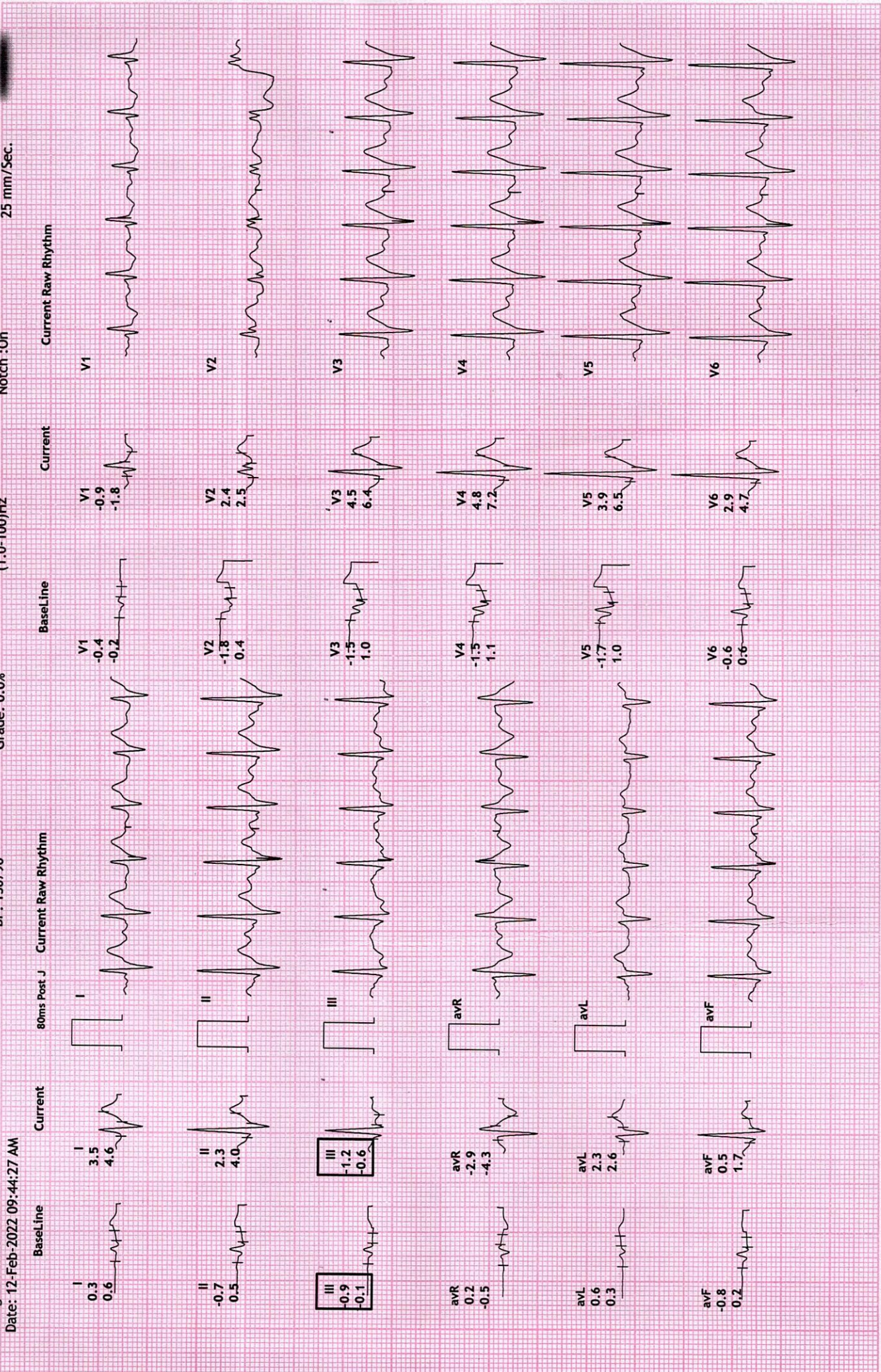
HR: 142 bpm
METS: 1.0
BP: 150/90

Raw ECG
BRUCE
(1.0-100)HZ

Ex Time 06:05
BLC :On
Notch :On

Recovery : (02)
10.0 mm/mV
25 mm/Sec.

12 Lead + Comparison



REDIUS DIAGNOSTICS

4TH FLOOR, AQUA CORRIDOE, NEAR STAR BAZAR, ADAJAN- 395009, SURAT

6103/GNANESHWAR VANGETI
28 Yrs/Male
86 Kg/172 Cms

Date: 12-Feb-2022 09:44:27 AM

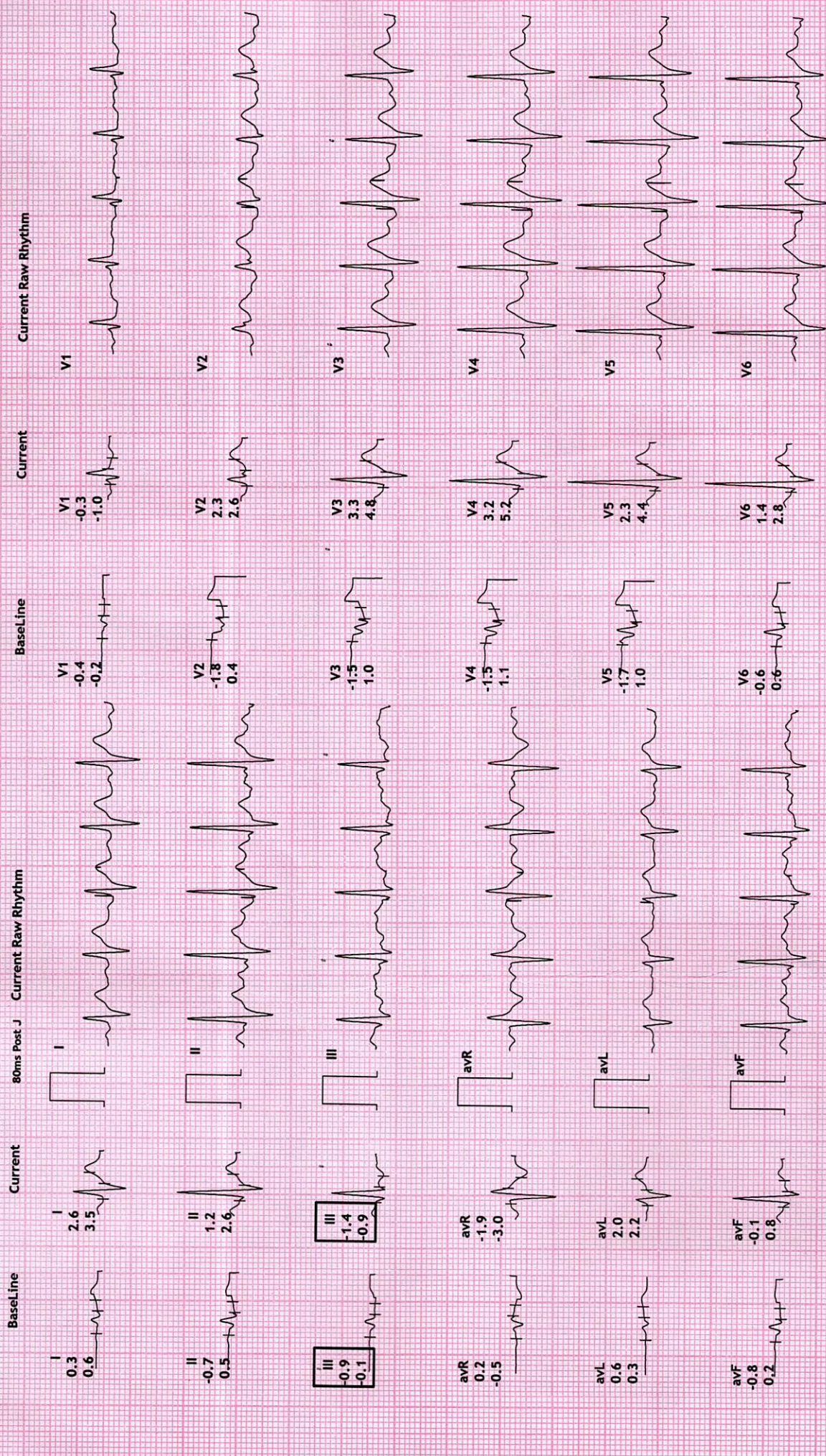
HR: 129 bpm
MPHR: 67% of 192
Speed: 0.0 kmph
Grade: 0.0%

Raw ECG
BRUCE
(1.0-100)Hz

12 Lead + Comparison

Ex Time 06:05
BLC :On
Notch :On

Recovery : (03)
10.0 mm/mV
25 mm/Sec.





NAME	GYANESHWAR VANGETI	DATE	12-Feb-2022
REFERRED BY	MEDI WHEEL	AGE / SEX	28 YRS / M

Thanks for the reference

USG ABDOMEN

LIVER: is normal in size and shows increased echotexture.

No evidence of intrahepatic biliary radicles dilatation / focal space occupying lesion.

The portal vein and common bile duct show normal caliber.

GALL BLADDER: is distended and shows smooth walls. Wall thickness is normal.

No evidence of sludge / calculus. No evidence of pericholecystic collection.

SPLEEN: Is normal in size and shows normal echo pattern.

PANCREAS: shows normal echo anatomy and its relationship with splenic vein is normal.

KIDNEYS: Both the kidneys are normal in size, shape and location and show normal cortico-medullary differentiation.

Right kidney measures- 9.6 X 4.1 cms.

Left kidney measures- 10.1 X 4.2 cms.

No evidence of hydronephrosis or calculus.

URINARY BLADDER: is distended with smooth walls.

No evidence of diverticulum or calculus.

PROSTATE: is normal in size and shows homogeneous echotexture.

No evidence of ascites / pleural effusion.

Fluid and gas filled bowel loops with normal wall thickness and peristalsis noted.

IMPRESSION:

- **Fatty Liver - Grade I**

Dr. Chirag K. Patel
MBBS-DMPD
REG. NO. G-33509
Revival Diagnostic
Ultrasonologist
4th Floor, Aqua Corridor,
Nr. Star Bazar, Hazira Main Road,
Adajan, Surat-395009.
Mo. 97266 726683

Laboratory Test Result are Subject to technical limitation and should be clinically correlate for final diagnosis

4th Floor, Aqua Corridor, Hazira Road, Adajan Paal, Surat-395009.

0261 2747788

revivaldiagnostics.surat@gmail.com

www.revivaldiagnostics.com

This medical report is not intended for medico-legal purposes.