



# OPD ASSESSMENT FORM



Name Mr. Rajesh chodhary Age.Sex 30 / M. MR.No. 5138594  
 Doctor Dr. Krunal Gajjar Date 22/06/23  
 Ht : 165 cm Wt. : 102 kg Temp : 98.6 F Pulse : 110 / min BP : 170/95 mmHg  
 SPO2 : 98 % Post of walk SPO2 : \_\_\_\_\_

**Chief Complaints :**

40 common-cold.

**Drug / Food Allergy :**

NO

Prior Medication Reviewed : Yes  No

**On examination :**

R<sub>g</sub> : BSBE , clear

(VS : NAD)

**Past History :**

**Provisional Diagnosis :**

**Nutritional Assessment :**

- Obese
- Well nourished
- Mild- moderate nourished
- Severely mal-nourished

**Treatment and further Advices :**  
(Write in Capital Letters)

R<sub>x</sub>

→ Tab. (epodem (200) 1-0-0.  
 → Syf. TUS @ D<sub>x</sub> 10 ml bd.  
 → Tab. Dolo (650) 1-0-1  
 → Tab. Tazlog (40) 1-0-0 x (01)

**Investigation advised :**

S. vit B12

K. Gajjar  
**Dr. Krunal Gajjar**  
 M.B.B.S., MD (MEDICINE)  
 CONSULTANT PHYSICIAN  
 Reg. No. G-20422

month, **SUNSHINE GLOBAL HOSPITAL**  
**SURAT.**  
 Signature

Follow Up : Date : \_\_\_\_\_



# OPD ASSESSMENT FORM



Name Mr. Rajesh Chaudhary Age.Sex 30/m MR.No. 3138594  
 Doctor Dr. Shailaja Desai Date 22/6/23  
 Ht : \_\_\_\_\_ Wt.: \_\_\_\_\_ Temp : \_\_\_\_\_ Pulse : \_\_\_\_\_ BP : \_\_\_\_\_  
 SPO2 : \_\_\_\_\_ Post of walk SPO2 : \_\_\_\_\_

**Chief Complaints :**

Routine dental checkup

**Drug / Food Allergy :**

Prior Medication Reviewed : Yes  No

**On examination :**

to stain calculus

**Past History :**

**Provisional Diagnosis :**

**Nutritional Assessment :**

- Obese
- Well nourished
- Mild- moderate nourished
- Severely mal-nourished

**Treatment and further Advices :  
(Write in Capital Letters)**

**Investigation advised :**

R<sub>x</sub>

1) scaling

Dr. Shailaja Desai  
 D.D.S. (Dental Surgeon)  
 A-9793  
 Dental Surgeon  
 Sunshine Global Hospital, Surat  
 Signature

Follow Up : \_\_\_\_\_ Date : \_\_\_\_\_





# OPD ASSESSMENT FORM



Name Mr Rakesh Choudhary Age.Sex 30/M MR.No. 3138594  
 Doctor Dr Hardik Shroff Date 22/06/23  
 Ht : \_\_\_\_\_ Wt. : \_\_\_\_\_ Temp : \_\_\_\_\_ Pulse : \_\_\_\_\_ BP : \_\_\_\_\_  
 SPO2 : \_\_\_\_\_ Post of walk SPO2 : \_\_\_\_\_

Chief Complaints : \_\_\_\_\_ Drug / Food Allergy : \_\_\_\_\_

No complaint

Prior Medication Reviewed : Yes  No

On examination : BE - Ant-Seq MAD Past History : \_\_\_\_\_

MR 67-6 NIG

Provisional Diagnosis : Fundi centered

Nutritional Assessment : BE MAD

- Obese
- Well nourished
- Mild- moderate nourished
- Severely mal-nourished

MA opthalmic

Treatment and further Advices :  
(Write in Capital Letters)

Investigation advised : \_\_\_\_\_

Rx

Dr. Hardik Shroff  
DOMS, DNB (Ophthalmology)

Regd. No. G-28902

SUNSHINE GLOBAL HOSPITAL  
Piplod, SURAT

Follow Up : EOS Date : \_\_\_\_\_



S138594



ECHO CARDIOGRAPHIC REPORT

Patient's Name : Mr. Rajesh Choudhary Date : 22/06/2013 12:PM

Sex : M Age : 30 Ref. by Dr. : \_\_\_\_\_ Done by Dr. Surendra Singh

LV Size : (n) LVEF : 76 % (VISUAL)

DIASTOLIC DYSFUNCTION : No LVH : No

RWMA : ANTERIOR WALL  
ANTERIOR SEPTUM  
IVS  
LV APEX  
POSTERIOR WALL  
LATERAL WALL  
INFERIOR WALL  
No RWMA

MITRAL VALVE : (n) AORTIC VALVE  
PULMONARY VALVE : (n) TRICUSPID VALVE (n)

PAH : - PASP : 10 mmHg  
RA : (n) LA :  
RV : (n) IVC : (n)

IAS :  
IVS : Intact

IVS (s) 1.4 cm LV(s) 3.0 cm PW(s) 1.4 cm LVEF = 63 %  
IVS (d) 1.1 cm LV (d) 4.1 cm PW (d) 1.1 cm FS = 37 %

CONCLUSION :

MVE 0.82 m/s  
A 0.41 m/s  
DecT 123 ms  
Slope - 6.7 m/s<sup>2</sup>

e' 0.07  
G201-102

AO - 2.9 cm  
LA - 3.4 cm  
No reg / int / PE





<b>PAT. NAME :</b> Rajesh Choudhary	<b>Date :</b> 22/06/2023
<b>REF. DOCTOR :</b> Hosp. Dr.	<b>AGE :</b> 30 Yrs / M
<b>INV. :</b> USG Abdomen & Pelvis	<b>MR NO. :</b> S138594

**Findings:**

Liver is enlarge in size (16.7 cm), shape and shows moderate increase in parenchymal echopattern. No e/o any focal or diffuse lesion noted. Intrahepatic biliary radicals are normal.

Gall bladder is distended and appears normal. No e/o calculus, sludge or mass lesion is seen. CBD and Portal Vein appears normal is size and calibre.


Pancreas appears normal in size and shows normal echopattern to the extent assessed. Spleen appears normal in size, shape and homogenous echopattern.

Both kidneys appear normal in size, shape and echopattern. The corticomedullary differentiation is well maintained. No e/o any calculus or hydronephrosis is seen.

Aorta and para-aortic regions appears normal. No e/o any lymphadenopathy.  
Urinary bladder appears well distended and normal.  
Prostate appears normal in size, shape and echopattern.  
No e/o free fluid in pelvis.

**IMPRESSION:**

- **Hepatomegaly with grade II fatty liver.**

  
**Dr. Sneha Dumaswala**  
MBBS, DNB-Radiodiagnosis  
Consultant Radiologist  
G-21796






PAT. NAME : Rajesh Choudhary	Date : 22/06/2023
REF. DOCTOR : Hosp. Dr.	AGE : 30 Yrs / M
INV. : Radiograph of Chest PA	MR NO. : S138594

**Clinical Details:** HC

**Observation:**

- Both the lung fields appears normal.
- Both costophrenic angles appear clear.
- Both the hila appears normal.
- Trachea appears in midline.
- Cardiac size and other mediastinal shadows appears normal.
- Both domes of diaphragm appear normal.
- Bony thorax appears normal.

  
**Dr. Sneha Dumaswala**  
MBBS, DNB-Radiodiagnosis  
Consultant Radiologist  
G-21796

Transcribed By: Asha

Page: 1 out of 1  
Date & Time of report: 22/06/2023 – 11:01 AM

**Surat:**

**Piplod**  
Beside Big Bazar, Gaurav Path,  
Dumas Road, Surat - 395007  
T: + 91 0261 4111000  
F: + 91 0261 4111001

**Vadodara :**

**Manjalpur**  
Nr. Shreyas Vidyalaya, Nalini House,  
Manjalpur, Vadodara - 390 011.  
T: +91 265 3300400, 2633200, 2632044  
F: +91 265 2632400

**Vadodara :**

**Tilak Road**  
Anant Apartment, B/s. Aradhna Cinema,  
Tilak Road, Vadodara - 390 001.  
T: +91 265 2429282, 2429262  
F: +91 265 434073





MR No. : S138594  
Patient Name : Mr. Rajesh Choudhary  
Ref By : Dr. Hospital A Doctor  
Collection Date : 22/06/2023 10:03AM  
Age : 30 Y Sex : Male  
Report Date : 22/06/2023 12:40 PM

**HAEMATOLOGY**

Parameter	Result	Units	Normal Range
<b>CBC with ESR</b>			
HAEMOGLOBIN	14.2	gm/dl	13.0 - 17.0
PCV	43.8	%	40 - 50
RBC COUNT	<b>4.36</b>	mill/cmm	4.5 - 5.5
MCV	<b>100.5</b>	fl	76 - 96
MCH	<b>32.6</b>	pg	26 - 32
MCHC	32.4	%	32 - 36
RDW	13.9	%	11 - 15
PLATELET COUNT	2.87	lacs/cmm	1.5 - 4.5
WBC COUNT	7920	/cmm	4000 - 11000
ESR	06	mm/hr	0 - 10
<b>DIFFERENTIAL WBC COUNT</b>			
NEUTROPHIL	<b>71</b>	%	40 - 70
LYMPHOCYTES	<b>18</b>	%	20 - 40
EOSINOPHILS	03	%	1 - 6
MONOCYTES	08	%	2 - 11
BASOPHILS	00	%	0 - 2
<b>PERIPHERAL SMEAR</b>			
RBC MORPHOLOGY	Normochromic Normocytic, Macrocytosis(+),		
WBC MORPHOLOGY	Neutrophilia		
PLATELET ON SMEAR	Adequate		
HEMOPARASITES	Not Seen		

SYSMEX XN-550

\*\*\*\*\* End Report \*\*\*\*\*

*Sc*  
**Dr. Shobha Choksi**  
MD, DCP (Pathology)

Reg. No.: G-9074

*g*  
**Surat:**  
Piplod  
22/06/2023 12:40PM  
Beside Big Bazar, Gaurav Path,  
Dumas Road, Surat - 395007  
T: +91 0261 4111000  
F: +91 0261 4111001

**Vadodara :**  
Manjalpur  
Nr. Shreyas Vidyalaya, Nalini House,  
Manjalpur, Vadodara - 390 011.  
T: +91 265 3300400, 2633200, 2632044  
F: +91 265 2632400

**Vadodara :**  
Tilak Road  
Anant Apartment, B/s. Aradhna Cinema,  
Tilak Road, Vadodara - 390 001.  
T: +91 265 2429282, 2429262  
F: +91 265 434073





MR No. : S138594  
Patient Name : Mr. Rajesh Choudhary  
Ref By : Dr. Hospital A Doctor  
Collection Date : 22/06/2023 10:03AM  
Age : 30 Y Sex : Male  
Report Date : 22/06/2023 12:38 PM


**HAEMATOLOGY**

<u>Parameter</u>	<u>Result</u>	<u>Normal Range</u>
<b>BLOOD GROUP &amp; RH FACTOR</b>		
BLOOD GROUP	"O"	
RH FACTOR	POSITIVE	

**BIOCHEMISTRY**

<b>BUN [BLOOD UREA NITROGEN]</b>			
BUN	9.8	mg/dl	8 - 23
<b>FASTING BLOOD SUGAR (FBS)</b>			
FASTING BLOOD GLUCOSE (Hexokinase)	96	mg/dl	74 - 110
FASTING URINE GLUCOSE	Absent		
FASTING URINE KETONE	Absent		

\*\*\*\*\* End Report \*\*\*\*\*

  
**Dr. Shobha Choksi**  
MD, DCP (Pathology)  
Reg. No.: G-9074

  
**Surat:**  
Piplod  
22/06/2023 12:38PM  
Beside Big Bazar, Gaurav Pathi,  
Dumas Road, Surat - 395007  
T: +91 0261 4111000  
F: +91 0261 4111001

**Vadodara :**  
Manjalpur  
Nr. Shreyas Vidyalaya, Nalini House,  
Manjalpur, Vadodara - 390 011.  
T: +91 265 3300400, 2633200, 2632044  
F: +91 265 2632400

**Vadodara :**  
Tilak Road  
Anant Apartment, B/s. Aradhna Cinema,  
Tilak Road, Vadodara - 390 001.  
T: +91 265 2429282, 2429262  
F: +91 265 434073

Page 1 of 1

Sunshine Global Hospital, Vadodara & Surat are NABH Accredited

**Toll Free No-1800 270 6666**

info@sunshineglobalhospitals.com | www.sunshineglobalhospitals.com





MR No. : S138594  
 Patient Name : Mr. Rajesh Choudhary  
 Ref By : Dr. Hospital A Doctor  
 Collection Date : 22/06/2023 10:03AM  
 Age : 30 Y Sex : Male  
 Report Date : 22/06/2023 12:33 PM

**BIOCHEMISTRY**

Parameter	Result	Units	Normal Range
<b>LIPID PROFILE</b>			
SERUM CHOLESTEROL CHOD PAP	127	mg/dl	50 - 200
HDL CHOLESTEROL Direct	31	mg/dl	40 - 60
LDL CHOLESTEROL Direct	65.1	mg/dl	0 - 100
SERUM TRIGLYCERIDE GPO PAP	155	mg/dl	50 - 150
VLDL Calc	31	mg/dl	0 - 30
CHOLESTEROL / HDL RATIO	4.1		0 - 5
LDL / HDL RATIO	2.1		0 - 3

- LDL Cholesterol level is primary goal for treatment and varies with risk category and assessment.
- Risk assessment from HDL and Triglyceride has been revised. Also LDL goals have changed.
- Details on test interpretation available from the lab.

TEST	NEAR OPTIMAL (Moderate Risk)	BORDER LINE (Risk)	HIGH (Risk)	VERY HIGH
CHOLESTROL	160-199	200-239	240-279	280
HDL	50-59	40-49	< 40	
LDL	100-129	130-159	160-190	>190
TRIGLYCERIDES	150-169	170-199	240-499	>500
CHO/HDL RATIO	3.3-4.4	4.4-11.0	>11.0	
LDL/HDL RATIO	0.5-3.0	3.0-6.0	>6.0	

\*\*\*\*\* End Report \*\*\*\*\*

*Dr. Shobha Choksi*  
**Dr. Shobha Choksi**  
 MD, DCP (Pathology)

Reg. No.: G-9074

**Surat:**  
 Piplod  
 Be 2, Big Bazaar, Gaurav Path,  
 Dumas Road, Surat - 395007  
 T: + 91 0261 4111000  
 F: + 91 0261 4111001

**Vadodara :**  
 Manjalpur  
 Nr. Shreyas Vidyalaya, Nalini House,  
 Manjalpur, Vadodara - 390 011.  
 T: +91 265 3300400, 2633200, 2632044  
 F: +91 265 2632400

**Vadodara :**  
 Tilak Road  
 Anant Apartment, B/s. Aradhna Cinema,  
 Tilak Road, Vadodara - 390 001.  
 T: +91 265 2429282, 2429262  
 F: +91 265 434073






MR No. : S138594  
Patient Name : Mr. Rajesh Choudhary  
Ref By : Dr. Hospital A Doctor  
Collection Date : 22/06/2023 10:03AM  
Age : 30 Y Sex : Male  
Report Date : 22/06/2023 12:36 PM

**BIOCHEMISTRY**

<u>Parameter</u>	<u>Result</u>	<u>Units</u>	<u>Normal Range</u>
<b>LIVER FUNCTION TEST</b>			
ALKALINE PHOSPHATASE (IFCC)	95	U/L	35 - 130
BILIRUBIN TOTAL Diazo	0.6	mg/dl	0.0 - 1.2
BILIRUBIN DIRECT Diazo	0.2	mg/dl	0.0 - 0.4
BILIRUBIN INDIRECT (Calc)	0.4	mg/dl	0.0 - 0.8
SGPT (IFCC)	<b>103</b>	U/L	5 - 41
SGOT (IFCC)	<b>59</b>	U/L	5 - 40
SERUM TOTAL PROTEIN Biuret	7.2	gm/dl	6.6 - 8.7
SERUM ALBUMIN BCG	4.8	gm/dl	3.5 - 5.2
SERUM GLOBULIN Calc	2.4	gm/dl	1.5 - 3.5
SERUM A/G RATIO Calc	2	gm/dl	1.5 - 2.5
<b>SERUM CREATININE</b>			
SERUM CREATININE (JAFEE)	0.7	mg/dl	0.7 - 1.2
<b>SERUM URIC ACID</b>			
SERUM URIC ACID (Uricase)	6.2	mg/dl	3.4 - 7.0

\*\*\*\*\* End Report \*\*\*\*\*

  
Dr. Shobha Choksi  
MD, DCP (Pathology)

Reg. No.: G-9074

**Surat:**  
Piplod  
22/06/2023 12:37PM  
Beside Big Bazar, Gaurav Path,  
Dumas Road, Surat - 395007  
T: +91 0261 4111000  
F: +91 0261 4111001

**Vadodara :**  
Manjalpur  
Nr. Shreyas Vidyalaya, Nalini House,  
Manjalpur, Vadodara - 390 011.  
T: +91 265 3300400, 2633200, 2632044  
F: +91 265 2632400

**Vadodara :**  
Tilak Road  
Anant Apartment, B/s. Aradhna Cinema, Page 1 of 1  
Tilak Road, Vadodara - 390 001.  
T: +91 265 2429282, 2429262  
F: +91 265 434073

Sunshine Global Hospital, Vadodara & Surat are NABH Accredited

**Toll Free No-1800 270 6666**

info@sunshineglobalhospitals.com | www.sunshineglobalhospitals.com





<b>MR No.</b> : S138594	<b>Collection Date</b> : 22/06/2023 10:03AM
<b>Patient Name</b> : Mr. Rajesh Choudhary	<b>Age</b> : 30 Y <b>Sex</b> : Male
<b>Ref By</b> : Dr. Hospital A Doctor	<b>Report Date</b> : 22/06/2023 12:34 PM

**CLINICAL CHEMISTRY**

<u>Parameter</u>	<u>Result</u>	<u>Units</u>	<u>Normal Range</u>
<b>THYROID FUNCTION TEST [TFT]</b>			
TOTAL T3 (CLIA)	1.32	ng/ml	0.846 - 2.02
TOTAL T4 (CLIA)	8.99	ug/dl	5.1 - 14.0
TSH (CLIA)	1.46	uIU/ml	0.2 - 4.5

Note:-  
Thyroid stimulating hormone (TSH) is synthesized and secreted by the anterior pituitary in response to a negative feedback mechanism involving concentrations of FT3 (free T3) and FT4 (freeT4). Additionally the hypothalamic tripeptide, thyrotropin releasing hormone (TSH) directly stimulates TSH production. TSH stimulates thyroid cell production and hypertrophy also stimulate the thyroid gland to synthesize and secrete T3 and T4.  
Quantification of TSH significant to differentiate primary (thyroid) from secondary (pituitary) and tertiary (hypothalamus) hypothyroidism. In primary hypothyroidism, TSH levels are significantly elevated while in secondary and tertiary hypothyroidism, TSH levels are low.

\*\*\*\*\* End Report \*\*\*\*\*

*SL*  
**Dr. Shobha Choksi**  
**MD, DCP (Pathology)**  
**Reg. No.: G-9074**

**Surat:**  
**Piplod**  
B-27, Gaurav Road, Gaurav Road, Surat - 395007  
**T:** +91 0261 4111000  
**F:** +91 0261 4111001

**Vadodara :**  
**Manjalpur**  
Nr. Shreyas Vidyalaya, Nalini House, Manjalpur, Vadodara - 390 011.  
**T:** +91 265 3300400, 2633200, 2632044  
**F:** +91 265 2632400

**Vadodara :**  
**Tilak Road**  
Anant Apartment, B/s. Aradhna Cinema, Tilak Road, Vadodara - 390 001.  
**T:** +91 265 2429282, 2429262  
**F:** +91 265 434073






MR No. : S138594	Collection Date : 22/06/2023 10:03AM
Patient Name : Mr. Rajesh Choudhary	Age : 30 Y Sex : Male
Ref By : Dr. Hospital A Doctor	Report Date : 22/06/2023 12:39 PM

**BIOCHEMISTRY**

<u>Parameter</u>	<u>Result</u>	<u>Units</u>	<u>Normal Range</u>
<b>ALBUMIN-CREATININE RATIO</b>			
URINE ALBUMIN/MICROALBUMIN (Immunoturbidimetry)	9.5	mg/L	
URINE CREATININE (JAFJE)	208.7	mg/dl	
ALBUMIN-CREATININE RATIO (Calculated)	4.5	mg/gm	Normal: <30; Microalbuminuria: 30-299; Clinical Albuminuria: >300

\*\*\*\*\* End Report \*\*\*\*\*

  
**Dr. Shobha Choksi**  
**MD, DCP (Pathology)**

**Reg. No.: G-9074**

**Surat:**  
**Piplod**  
22/06/2023 12:39PM  
Beside Big Bazar, Gaurav Path,  
Dumas Road, Surat - 395007  
T : + 91 0261 4111000  
F : + 91 0261 4111001

**Vadodara :**  
**Manjalpur**  
Nr. Shreyas Vidyalaya, Nalini House,  
Manjalpur, Vadodara - 390 011.  
T : +91 265 3300400, 2633200, 2632044  
F : +91 265 2632400

**Vadodara :**  
**Tilak Road**  
Anant Apartment, B/s. Aradhna Cinema,  
Tilak Road, Vadodara - 390 001.  
T : +91 265 2429282, 2429262  
F : +91 265 434073

Page 1 of 1





<b>MR No.</b> : S138594	<b>Collection Date</b> : 22/06/2023 10:03AM
<b>Patient Name</b> : Mr. Rajesh Choudhary	<b>Age</b> : 30 Y <b>Sex</b> : Male
<b>Ref By</b> : Dr. Hospital A Doctor	<b>Report Date</b> : 22/06/2023 12:43 PM

**CLINICAL PATHOLOGY**

<b>Parameter</b>	<b>Result</b>	<b>Normal Range</b>
<b>URINE ROUTINE &amp; MICROSCOPIC EXAMINATION</b>		
TYPE OF SPECIMEN - URINE	Random	
<b>PHYSICAL EXAMINATION</b>		
QUANTITY	30	ml
COLOUR	Pale Yellow	
APPEARANCE	Clear	
REACTION (pH)	6.0	
SPECIFIC GRAVITY	1.030	
<b>CHEMICAL EXAMINATION</b>		
PROTEIN	Absent	
GLUCOSE	Absent	
KETONE	Absent	
BILE SALT	Absent	
BILE PIGMENT	Absent	
OCCULT BLOOD	Absent	
<b>MICROSCOPIC EXAMINATION</b>		
PUS CELLS	2-3	/hpf
EPITHELIAL CELLS	1-2	/hpf
RBC	Absent	/hpf
CASTS	Absent	
CRYSTALS	Absent	
BACTERIA	Absent	
YEAST CELLS	Absent	

\*\*\*\*\* End Report \*\*\*\*\*

*SC*  
**Dr. Shobha Choksi**  
**MD, DCP (Pathology)**

**Reg. No.: G-9074**

**Surat:**  
Piplod  
Beside Big Bazar, Gaurav Path,  
Dumas Road, Surat - 395007  
T: + 91 0261 4111000  
F: + 91 0261 4111001

**Vadodara :**  
Manjalpur  
Nr. Shreyas Vidyalaya, Nalini House,  
Manjalpur, Vadodara - 390 011.  
T: +91 265 3300400, 2633200, 2632044  
F: +91 265 2632400

**Vadodara :**  
Tilak Road  
Anant Apartment, B/s. Aradhna Cinema,  
Tilak Road, Vadodara - 390 001.  
T: +91 265 2429282, 2429262  
F: +91 265 434073



DOB:

yr, MALE 30/M

Mr. Rajesh chodhary

Vent rate: 105 BPM  
PR int: 149 ms  
QRS dur: 85 ms  
QT/QTc: 308/359 ms  
P-R-T axes: 40 30 5

SINUS TACHYCARDIA  
NONSPECIFIC T-WAVE ABNORMALITY  
ABNORMAL RHYTHM ECG  
INTERPRETATION BASED ON A DEFAULT AGE OF 40 YEARS  
Reviewed by -----

