




Holistic Health Care

# S. R. MEDICAL INSTITUTE & RESEARCH CENTRE

(A Unit of Katyayani Health Care Pvt. Ltd.)  
Lauries Complex, Namner Road, Near Sai Ka Takiya X-ing, AGRA-1  
Phone : (0562) 4301222 Mob.9359901993



e-mail : srhospital198@gmail.com katyayanisr\_group@hotmail.com  
website: www.srhospital.org  
CIN: U85199UP1997PTC021892

## PATHOLOGY REPORT

Balance 3220

Date	20/07/2021	Srl No.	4	Company	TPA
Name	MRS. NISHI BEG	Age	30 Yrs.	Sex	F
Ref. By	C/O BANK OF BARODA				

Test Name	Value	Unit	Reference Value
<b>HAEMATOLOGY</b>			
HAEMOGLOBIN (Hb)	11.8	gm/dl	11.5 - 16.4
TLC (Total Leucocyte Count)	7100	/cumm	4000 - 11000
DIFFERENTIAL LEUCOCYTE COUNT			
NEUTROPHIL	56	%	45 - 75
LYMPHOCYTE	40	%	20 - 45
EOSINOPHIL	02	%	1 - 6
MONOCYTE	02	%	1 - 10
R B C (Red Blood Cell Count)	4.11	Millions/cmm	4.2 - 5.4
PLATELET COUNT	167	x10 <sup>3</sup> /uL	150 - 450
Hct (Hematocrit/PCV)	36.2	%	38 - 47
M C V (Mean Corp Volume)	88.078	fL	80.0 - 99.9
M C H (Mean Corp Hb)	28.71	pg	27.0 - 31.0
M C H C (Mean Corp Hb Conc)	32.597	g/DL	33.0 - 37.0
E.S.R. (Wintrobe)	24	mm/1st hr.	0.00 - 20
BLOOD GROUP ABO	'B'		
RH TYPING	POSITIVE		

The upper agglutination tes for grouping has some limitations.  
For further confirmation Reserve typing Card ( Dia clon ABO/D ) Method is suggested.

### GLYCATED HAEMOGLOBIN (HbA1c)

INVESTIGATION	OBSERVED VALUE	UNIT
GLYCOSYLATED HAMOGLOBIN (HbA1c)	: 5.6	%
AVERAGE BLOOD SUGAR	:	MG/ DL

**Dr. Tanuja Goyal**  
M.B.B.S., M.D. Path  
Consultant Pathologist

**Not valid for Medicolegal purpose**

All tests have Technical Limitations. Colloborative, Clinicopathological Interpretation is indicated in case of disparity test maybe repeated immediately. Report are to be interpreted by qualified medical specialist. In case of any discrepancy due to machine error or typing error, Please get it rectified immediately.



# S. R. MEDICAL INSTITUTE & RESEARCH CENTRE

(A Unit of Katyayani Health Care Pvt. Ltd.)

Lauries Complex, Namner Road, Near Sai Ka Takiya X-ing, AGRA-1

Phone : (0562) 4301222 Mob.9359901993



Holistic Health Care

e-mail : srhospital198@gmail.com katyayanisr\_group@hotmail.com

website: www.srhospital.org

CIN: U85199UP1997PTC021892

## PATHOLOGY REPORT

Balance 3220

Date	20/07/2021	Srl No.	4	Company	TPA
Name	MRS. NISHI BEG	Age	30 Yrs.	Sex	F
Ref. By	C/O BANK OF BARODA				

Test Name	Value	Unit	Reference Value
-----------	-------	------	-----------------

REFERANGE RANGE ( HBA1C ) :

GOOD CONTROL	: 4.5 - 6.4 %
FAIR CONTROL	: 6.5 - 7.4 %
POOR CONTROL	: ABOVE 7.5 %

REFERANCE RANGE ( AVERAGE BLOOD SUGAR ) :

EXCELLENT CONTROL	: 90-120 MG/DL
GOOD CONTROL	: 121-150 MG/DL
AVERAGE CONTROL	: 151-180 MG /DL
ACTION SUGGESTED	: 181-210 MG/DL
PANIC VALUE	: > 211 MG/DL

NOTE : AVERAGGE BLOOD SUGAR VALUES IS CALCULATED FROM HBA1C VALUE AND IT INDICATED AVERAGE BLOOD

### BIOCHEMISTRY

BLOOD GLUCOSE FASTING	84	mg/dl	70 - 110
BLOOD UREA	26.4	mg/dl	13 - 45
SERUM CREATININE	0.74	mg/dl	0.5 - 1.0
SERUM URIC ACID	4.43	mg/dl	2.5 - 6.0
SERUM BILIRUBIN	0.70	mg/dl	0.0 - 1.2
CONJUGATED (D. Bilirubin )	<b>0.30</b>	mg/dl	0.00 - 0.2
UNCONJUGATED (I. D. Bilirubin )	0.4	mg/dl	0.00 - 0.7
SGOT/AST	27.7	U/L	0 - 35
SGPT/ALT	26.7	U/L	0 - 34
ALKALINE PHOSPHATASE	104.0	IU/L	25 - 140
Gamma GT	26.3	U/L	7 - 35
TOTAL PROTEIN	7.36	gm/dl	6.4 - 8.0
ALBUMIN	4.23	gm/ dl	3.5 - 5.5
GLOBULIN	3.13	gm/dl	2.3 - 3.6

**Dr. Tanuja Goyal** Contd...3

M.B.B.S., M.D. Path  
Consultant Pathologist

**Not valid for Medicolegal purpose**

All tests have Technical Limitations. Colloborative, Clinicopathological Interpretation is indicated in case of disparity test maybe repeated immediately. Report are to be interpreted by qualified medical specialist. In case of any discrepancy due to machine error or typing error, Please get it rectified immediately.



# S. R. MEDICAL INSTITUTE & RESEARCH CENTRE

(A Unit of Katyayani Health Care Pvt. Ltd.)  
Lauries Complex, Namner Road, Near Sai Ka Takiya X-ing, AGRA-1  
Phone : (0562) 4301222 Mob.9359901993



Holistic Health Care

e-mail : srhospital198@gmail.com katyayanisr\_group@hotmail.com  
website: www.srhospital.org  
CIN: U85199UP1997PTC021892

## PATHOLOGY REPORT

Balance 3220

Date	20/07/2021	Srl No.	4	Company	TPA
Name	MRS. NISHI BEG	Age	30 Yrs.	Sex	F
Ref. By	C/O BANK OF BARODA				

Test Name	Value	Unit	Reference Value
A/G RATIO	1.351		1.0 - 2.3
<b><u>LIPID PROFILE</u></b>			
SERUM CHOLESTEROL	176.7	mg/dl	0 - 200 Normal Risk <200 mg/dl Bordarline Risk 200-239 mg/dl High Risk > 239 mg/dl
SERUM TRIGLYCERIDES	93.4	mg/dl	40 - 140 Normal Risk <150 mg/dl Border Line: 150-199 High Risk: 200-499 Very High Risk: >499
HDL CHOLESTEROL	35.8	mg/dl	42 - 88
LDL CHOLESTEROL	140.9	mg/dl	100 - 160
V L D L	18.68	mg/dl	0.00 - 35
TOTAL / HDL CHOLESTEROL RATIO	4.936		0.00 - 4.9
LDL / HDL CHOLESTEROL RATIO	3.936		0.00 - 3.5

## URINE EXAMINATION REPORT

### PHYSICAL EXAMINATION

COLOUR	STRAW TURBID
VOLUME	30 ml.
SPECIFIC GRAVITY	1.020
DEPOSIT	PRESENT

### CHEMICAL EXAMINATION

REACTION	5.0
ALBUMIN	TRACES
SUGAR	NIL

**Dr. Tanuja Goyal** Contd.  
M.B.B.S., M.D. Path  
Consultant Pathologist

**Not valid for Medicolegal purpose**


All tests have Technical Limitations. Colloborative, Clinicopathological Interpretation is indicated in case of disparity test maybe repeated immediately. Report are to be interpreted by qualified medical specialist. In case of any discrepancy due to machine error or typing error, Please get it rectified immediately.



Holistic Health Care

# S. R. MEDICAL INSTITUTE & RESEARCH CENTRE

(A Unit of Katyayani Health Care Pvt. Ltd.)  
Lauries Complex, Namner Road, Near Sai Ka Takiya X-ing, AGRA-1  
Phone : (0562) 4301222 Mob.9359901993



e-mail : srhospital198@gmail.com katyayanisr\_group@hotmail.com  
website: www.srhospital.org  
CIN: U85199UP1997PTC021892

## PATHOLOGY REPORT

Balance 3220

Date	20/07/2021	Srl No.	4	Company	TPA
Name	MRS. NISHI BEG	Age	30 Yrs.	Sex	F
Ref. By	C/O BANK OF BARODA				


Test Name	Value	Unit	Reference Value
BILE SALTS (BS)	ABSENT		
BILE PIGMENT (BP)	ABSENT		
PHOSPHATE	ABSENT		
<b>MICROSCOPIC EXAMINATION</b>			
PUS CELLS	6-8	/HPF	
EPITHELIAL CELLS	18-20	/HPF	
RBC'S	NIL	/HPF	
CASTS	NIL		
CRYSTALS	NIL		
OTHERS	BACTERIA PRESENT		

### ENDOCRINOLOGY

#### THYROID FUNCTION TEST

TOTAL T3	87.5	ng/dL	60.00 - 181.00
TOTAL T4	6.83	ug/dL	4.5 - 10.9
THYROID STIMULATING HORMONE (TSH) CLIA	4.72	uIU/mL	0.35 - 5.50

\*\* End of Report \*\*

  
**Dr. Tanuja Goyal**

M.B.B.S., M.D. Path  
Consultant Pathologist

Reported by: RAM

**Not valid for Medicolegal purpose**

Checked by:

All tests have Technical Limitations. Collaborative, Clinicopathological Interpretation is indicated in case of disparity test maybe repeated immediately. Report are to be interpreted by qualified medical specialist. In case of any discrepancy due to machine error or typing error, Please get it rectified immediately.



# S. R. MEDICAL INSTITUTE & RESEARCH CENTRE

(A Unit of Katyayani Health Care Pvt. Ltd.)  
Lauries Complex, Namner Road, Near Sai Ka Takiya X-ing, AGRA-1  
Phone : (0562) 4301222 Mob.9359901993  
CIN: U85199UP1997PTC021892



## ULTRASOUND SCAN REPORT

Name –	Nishi beg Y /F	21-7-21
REF. BY –	B.O.B .	

- LIVER** Is normal in size. Parenchyma hypoechic. There are no hypo- or hyperechoic areas seen. Intrahepatic and extrahepatic vasculature and biliary system is normal . .
- G. B. –** is normal in size .No calculi or mass seen.  
C.B.D. is not dilated .no calculus or mass seen.
- KIDNEYS –** Both kidney are normal in size , shape and location . It is of normal echogenicity. Corticomedullary junction and pelvicalyceal system are normal
- PANCREAS .** Normal in size , shape and echotexture , Pancreatic duct is not dilated .
- SPLEEN –** Is normal in size .shape and echotexture.is normal. .
- U.B.** Is normal No calculus seen .  
No retro-peritoneal mass or Lymphadenopathy seen.  
No free fluid seen in peritoneal cavity..

**IMPRESSION - No obvious abnormality seen**