

Shaikh, Kasim
Patient ID ACSH36466
04.03.2023
1:38:29pm

12-Lead Report

RECOVERY
#1
03:50

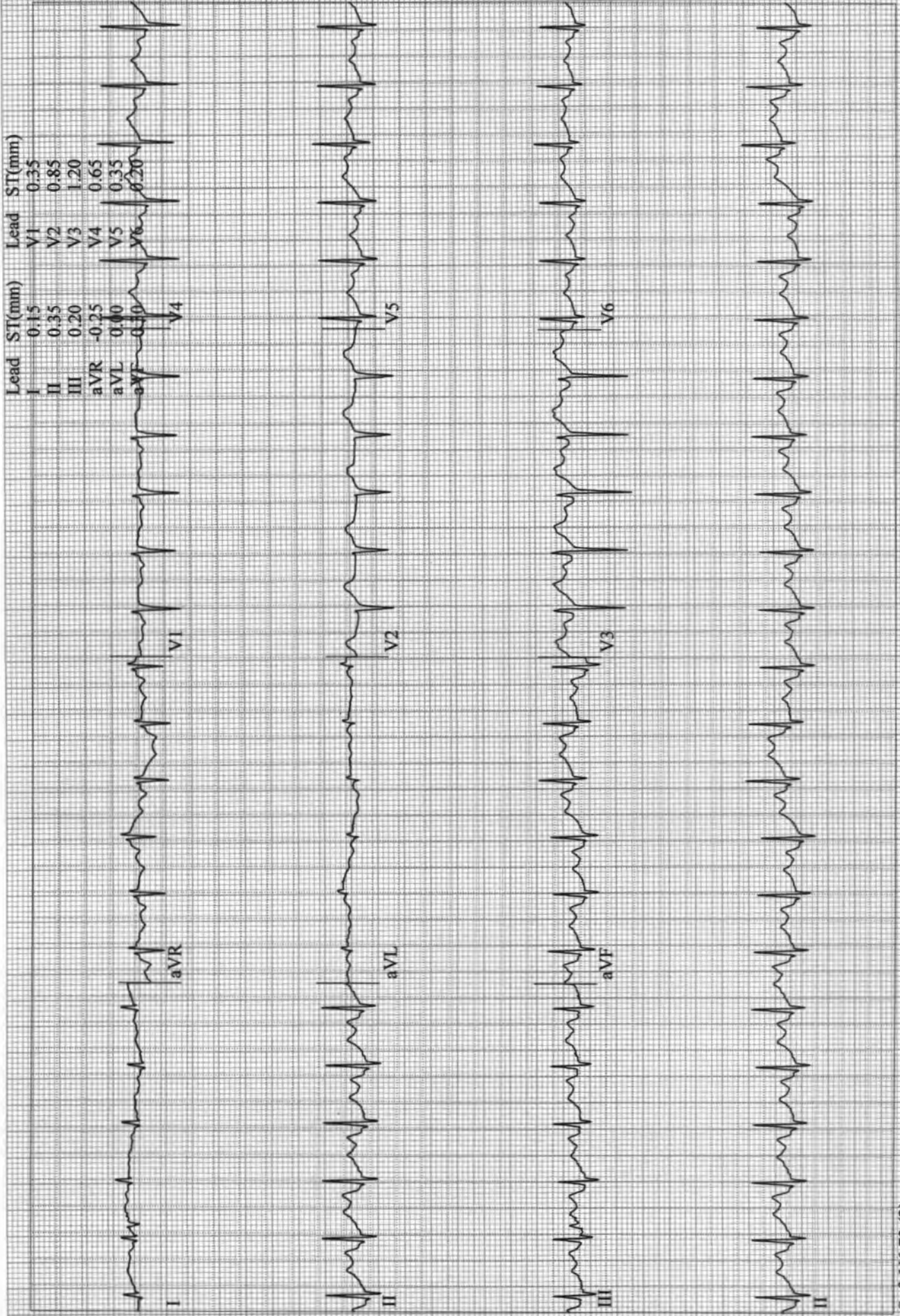
137 bpm

BRUCE
0.0 mph
0.0 %

ASIAN HOSPITAL

Measured at 60ms Post J (10mm/mV)
Auto Points

Lead	ST(mm)	Lead	ST(mm)
I	0.15	V1	0.35
II	0.35	V2	0.85
III	0.20	V3	1.20
aVR	-0.25	V4	0.65
aVL	0.00	V5	0.35
aVF	0.10	V6	0.20



Shaikh, Kasim
Patient ID ACSH36466
04.03.2023
1:37:29pm

12-Lead Report

RECOVERY
#1
02:50

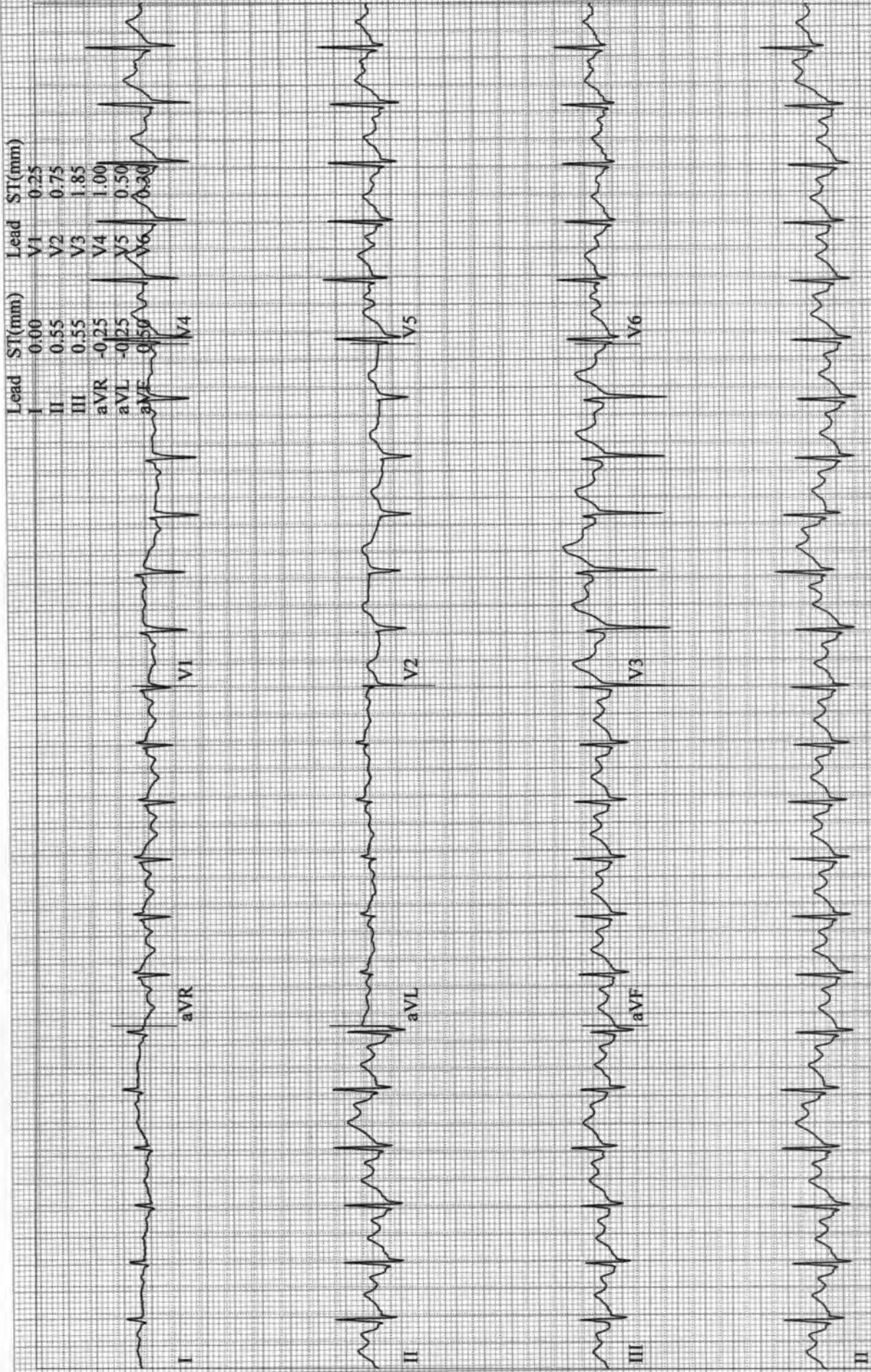
142 bpm
149/76 mmHg

BRUCE
0.0 mph
0.0 %

ASIAN HOSPITAL

Measured at 60ms Post J (10mm/mV)
Auto Points

Lead	ST(mm)	Lead	ST(mm)
I	0.00	V1	0.25
II	0.55	V2	0.75
III	0.55	V3	1.85
aVR	-0.25	V4	1.00
aVL	-0.25	V5	0.50
aVF	0.50	V6	0.30



Shaikh, Kasim
Patient ID ACSH36466
04.03.2023
1:36:29pm

12-Lead Report

RECOVERY
#1
01:50

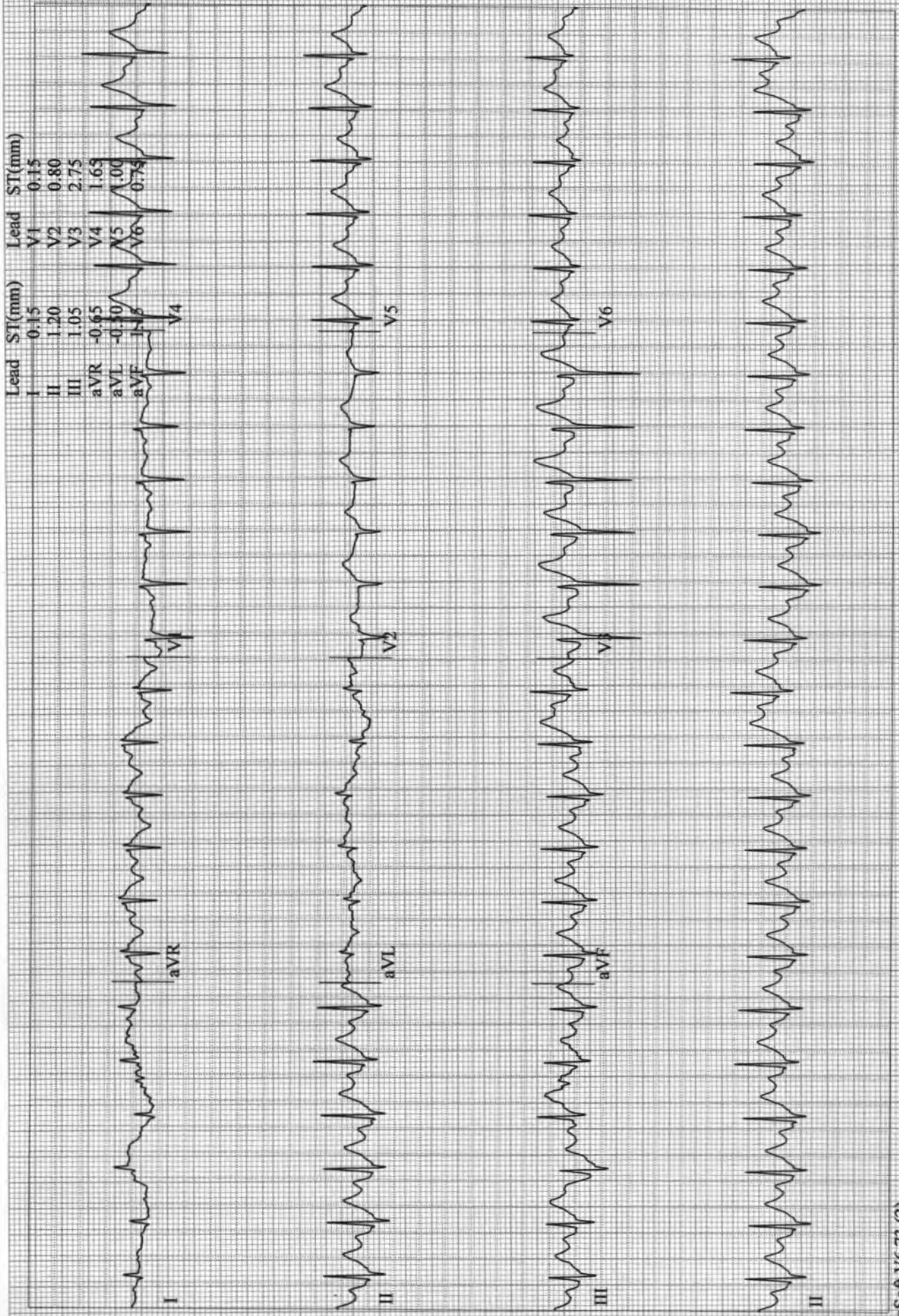
148 bpm

BRUCE
0.0 mph
0.0 %

ASIAN HOSPITAL

Measured at 60ms Post J (10mm/mV)
Auto Points

Lead	ST(mm)	Lead	ST(mm)
I	0.15	V1	0.15
II	1.20	V2	0.80
III	1.05	V3	2.75
aVR	-0.65	V4	1.65
aVL	-0.70	V5	1.00
aVF	1.15	V6	0.75



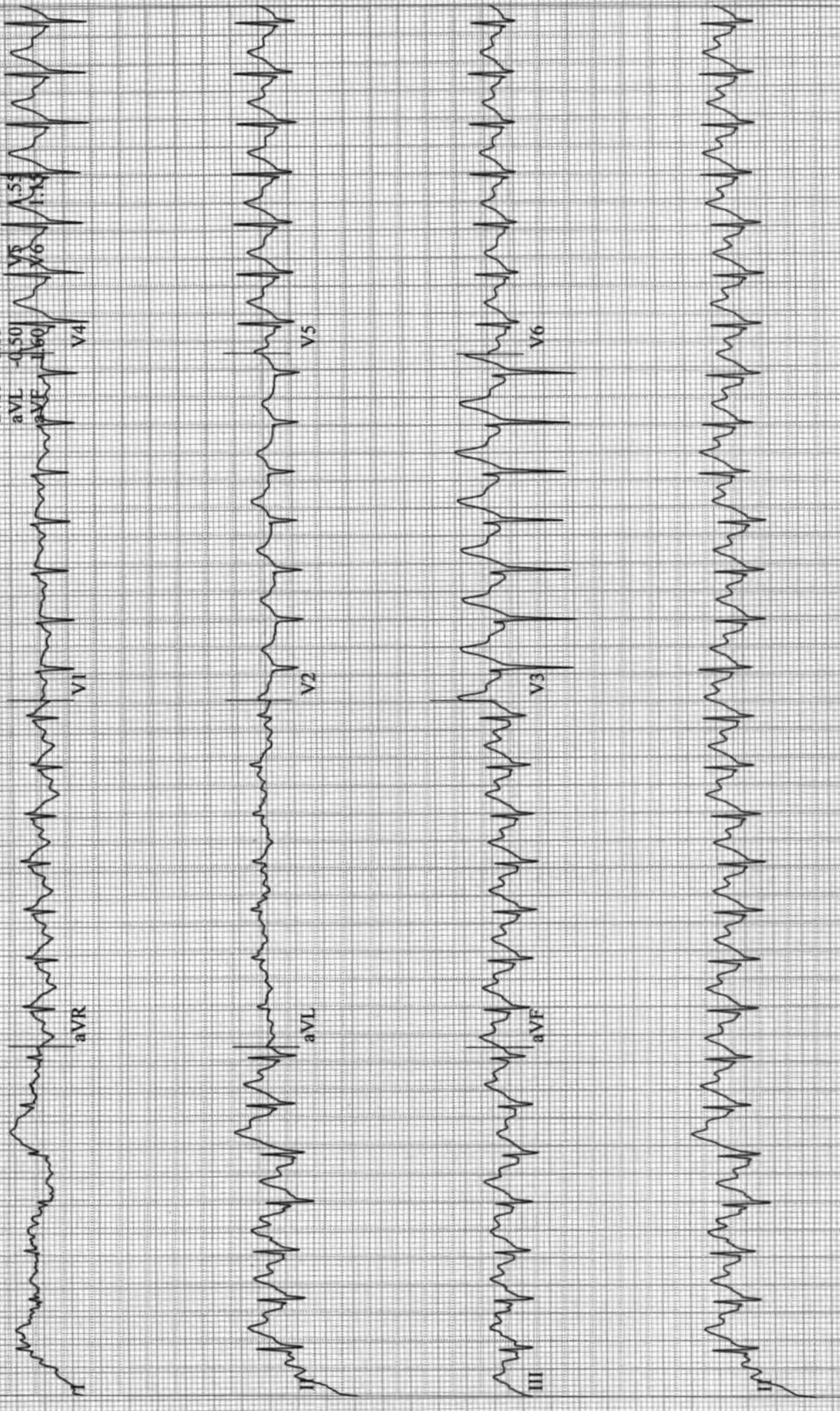
Shaikh, Kasim
Patient ID ACSH36466
04.03.2023
1:35:29pm

12-Lead Report
RECOVERY
#1
00:50

173 bpm

ASIAN HOSPITAL
BRUCE
0.0 mph
0.0 %
Measured at 60ms Post J (10mm/mV)
Auto Points

Lead	ST(mm)	Lead	ST(mm)
I	0.30	V1	-0.10
II	1.75	V2	1.10
III	1.45	V3	3.45
aVR	-1.05	V4	2.35
aVL	-0.50	V5	1.53
aVF	1.60	V6	1.13



Shaikh, Kasim

Patient ID ACSH36466

04.03.2023

1:34:38pm

12-Lead Report (PEAK EXERCISE)

EXERCISE

BRUCE

3.4 mph

14.0 %

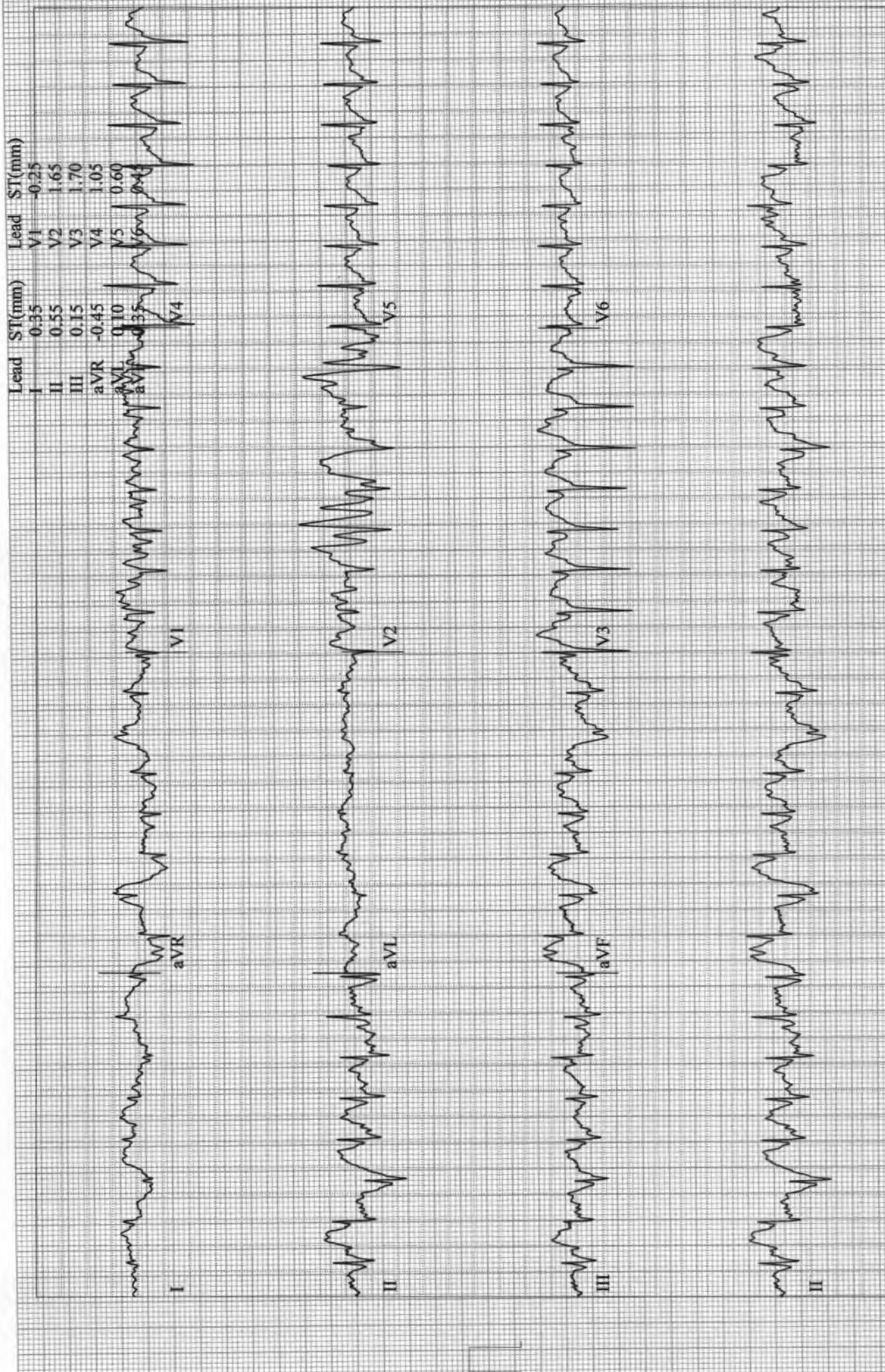
190 bpm

139/76 mmHg

Measured at 60ms Post J (10mm/mV)

Auto Points

Lead	ST(mm)	Lead	ST(mm)
I	0.35	V1	-0.25
II	0.55	V2	1.65
III	0.15	V3	1.70
aVR	-0.45	V4	1.05
aVL	0.10	V5	0.60
aVF	0.35	V6	0.35



Shaikh, Kasim
Patient ID ACSH36466
04.03.2023
1:34:29pm

12-Lead Report

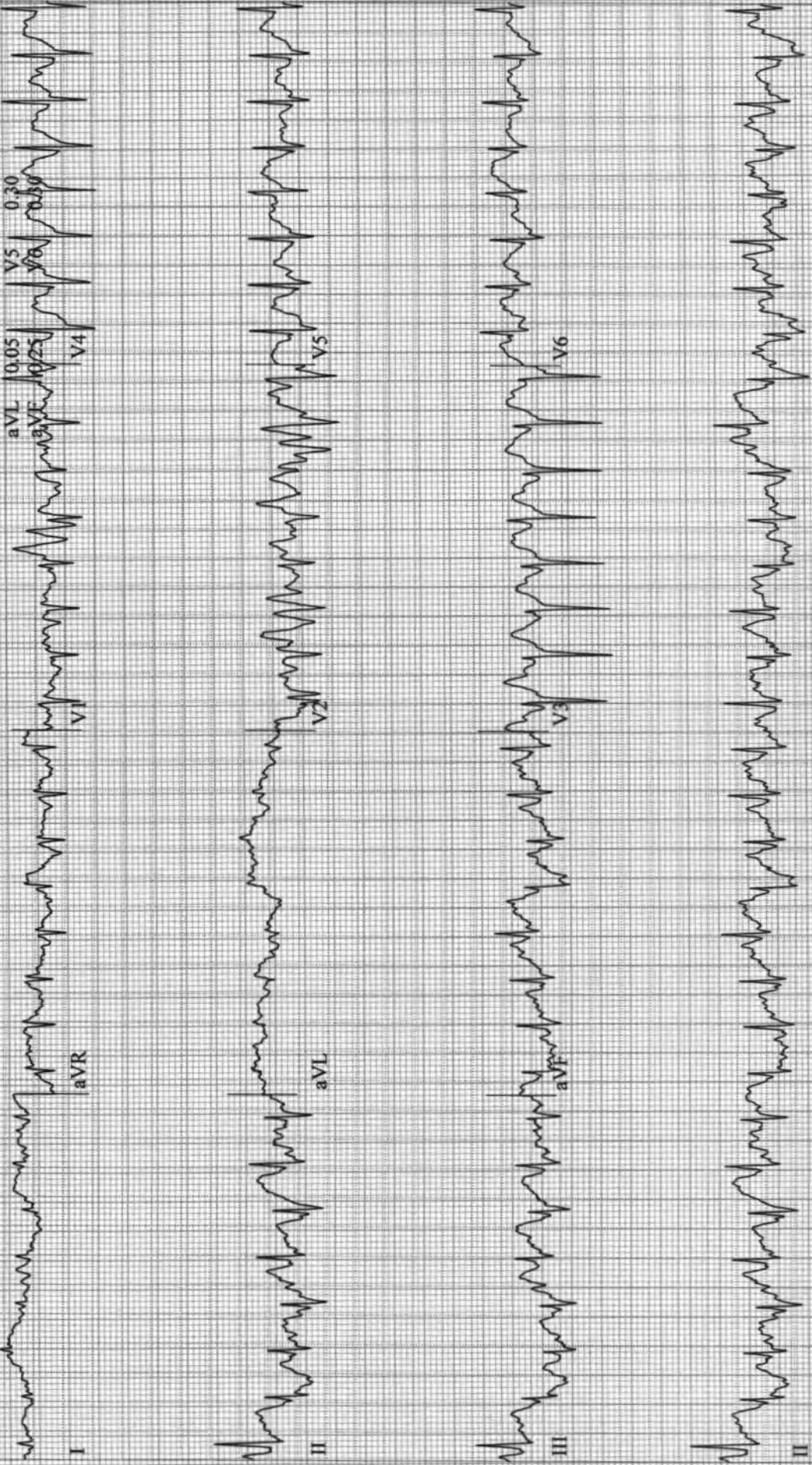
EXERCISE
STAGE 3
08:50
BRUCE
3.4 mph
14.0 %

166 bpm
139/76 mmHg

ASIAN HOSPITAL

Measured at 60ms Post J (10mm/mV)
Auto Points

Lead	ST(mm)	Lead	ST(mm)
I	0.25	V1	0.20
II	0.40	V2	0.90
III	0.10	V3	1.40
aVR	-0.30	V4	0.70
aVL	0.05	V5	0.30
aVF	0.25	V6	0.50



Shaikh, Kasim
Patient ID ACSH36466
04.03.2023
1:31:29pm

12-Lead Report

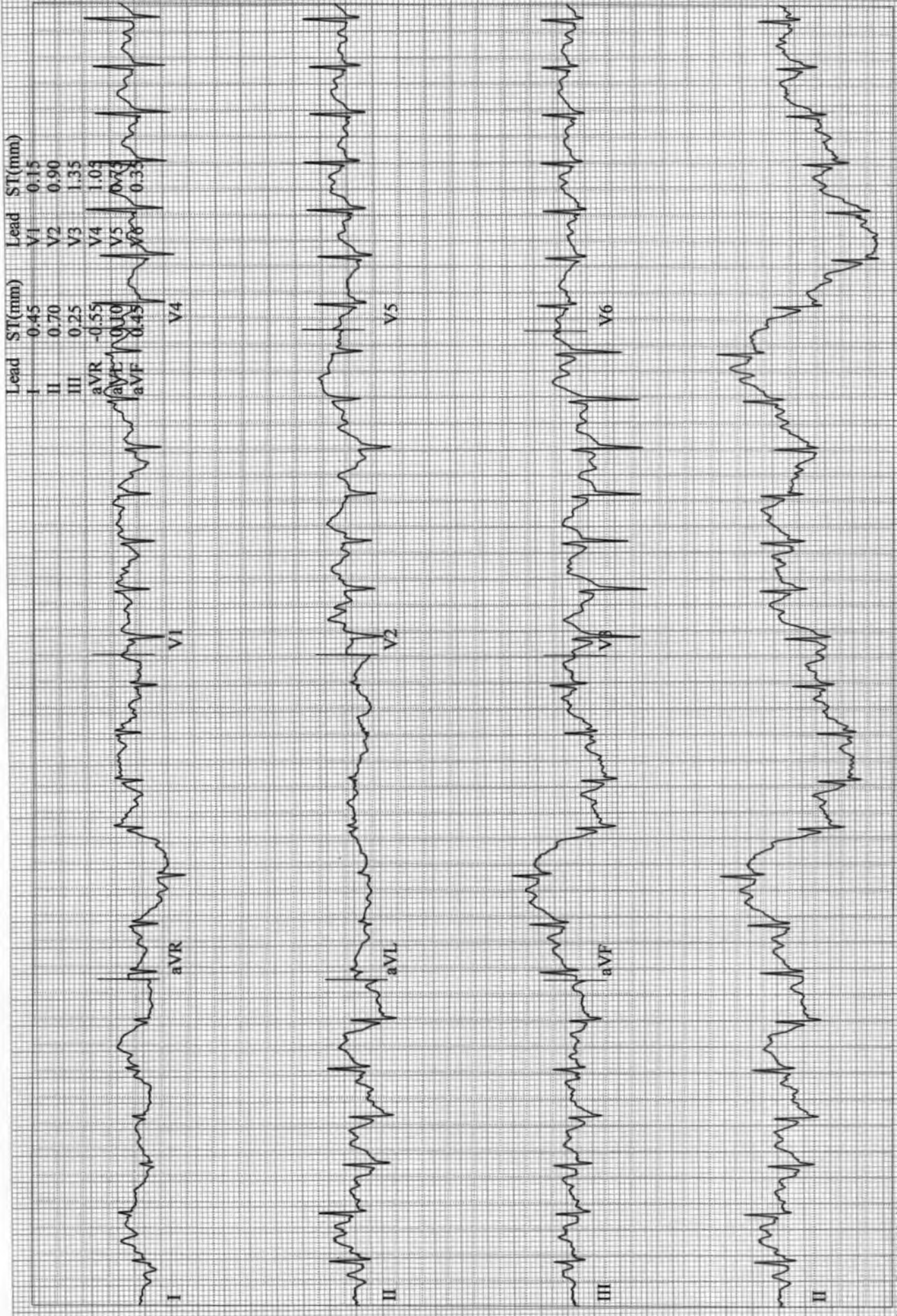
EXERCISE
STAGE 2
05:50

164 bpm
129/76 mmHg

ASIAN HOSPITAL

Measured at 60ms Post J (10mm/mV)
Auto Points

Lead	ST(mm)	Lead	ST(mm)
I	0.45	V1	0.15
II	0.70	V2	0.90
III	0.25	V3	1.35
aVR	-0.55	V4	1.04
aVL	0.10	V5	0.73
aVF	0.43	V6	0.33



SARDA

CENTRE FOR DIABETES & SELF CARE

NAME: MR.SHAIKH KASIM SHAIKH

SEX: Male AGE: .

REF. BY : BOB

DATE :04/03/2023

BLOOD SUGAR EXAMINATION

TEST	RESULT
Fasting Blood Sugar:	80 mg/dl
Post Meal Blood Suagr Level:	120 mg/dl

REFERANCE RANGE	NON DIABETIC	IGT	DIABETIC
FASTING	</=90MG	90-126 mg %	>/=126mg %
POSTMEAL	</=140mg	140-200mg%	>/=200mg

Dr.S R. SARDA

M.D Reg. No.56462

SARDA CENTER FOR DIABETES & SELF CARE

4, Vyankatesh Nagar, Jalna Road, Aurangabad

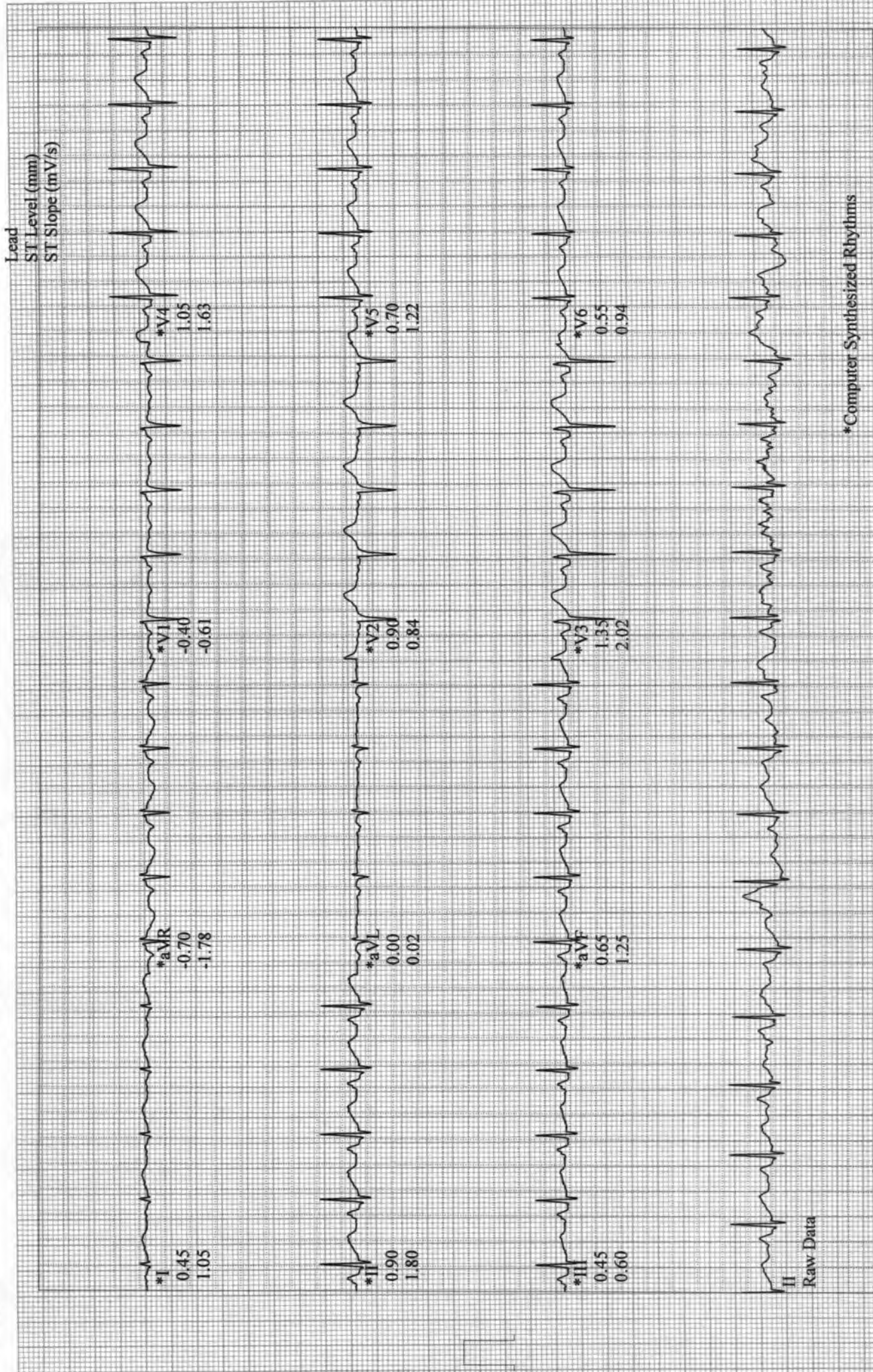
M.D.(Pathology) 3851, 2334858

Shaikh, Kasim
 Patient ID ACSH36466
 04.03.2023
 1:25:29pm

Linked Medians
 PRETEST
 STANDING
 01:42

BRUCE
 0.0 mph
 0.0 %

ASIAN HOSPITAL



*Computer Synthesized Rhythms

SARDA

CENTRE FOR DIABETES & SELF CARE

NAME: MR.SHAIKH KASIM SHAIKH

SEX: Male AGE: .

REF. BY : BOB

DATE :04/03/2023

COMPLETE BLOOD COUNT

TEST	RESULT	NORMAL RANGE
WBC COUNT	6800 /cumm	4.0 - 11.0 x 10 ³ /cumm
Haemoglobin:	15.1 g%	13.0 - 18.0 g%
Platelets:	1,79,000 /cumm	1,50,000 - 4,50,000 / cumm
Red Blood Cells:	5.35 /Mill/ul	4.20 - 6.00 Mill/ul
MCV:	85.8 fL	80.0 - 97.0 fL
MCH:	28.2 pg	26.0 - 32.0 pg
MCHC:	32.8 g/dL	31.0 - 36.0 g/dL
HCT:	45.9 %	37.0 - 51.0 %
Differential Count		
Neutrophils:	54 %	40 - 75 %
Lymphocyte:	37 %	20 - 45 %
Monocytes:	05 %	2 - 10 %
Eosinophills:	04 %	1 - 06 %
Basophills:	00 %	0 - 1 %
ESR:	07 mm at 1 Hr.	Male: 0 - 8 mm at 1 Hr. Female: 0 - 20 mm at 1 Hr.

AGE: YRS

BLOOD GROUP

BLOOD GROUP : "O"
R.H.FACTOR : POSITIVE

Dr.S R. SARDA

M.D Reg. No.56462

CENTRE FOR DIABETES & SELF CARE

Nagar, Jalna Road, Aurangabad

Ph. 2333851, 2334858

Dr.Sampat Sarda
M.D.(Pathology)

4, Vyanktesh Nagar, Jalna Road, Aurangabad (MH). Ph.: 2333851, 2334858, Mob.: 9823040323

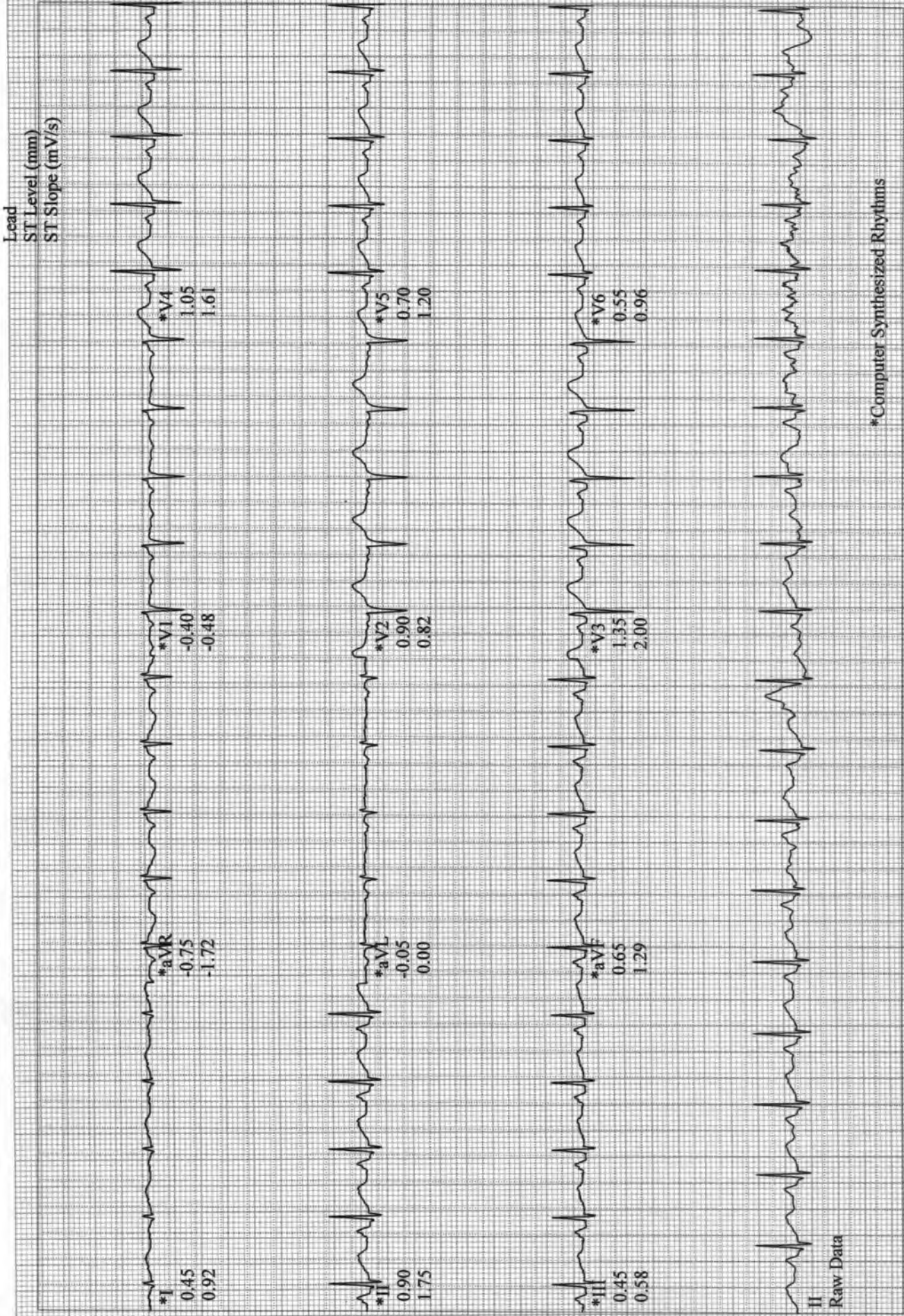
Shaikh, Kasim
Patient ID ACSH36466
04.03.2023
1:25:29pm

Linked Medians

PRETEST
SUPINE
01:40
114 bpm
109/76 mmHg

ASIAN HOSPITAL

BRUCE
0.0 mph
0.0 %



SARDA

CENTRE FOR DIABETES & SELF CARE

NAME: MR.SHAIKH KASIM SHAIKH

SEX: Male AGE: .

REF. BY : BOB

DATE :04/03/2023

BLOOD PROFILE

TEST	RESULT	NORMAL
BLOOD UREA N2	10 mg%	5-25 mg %
CREATININE	1.1mg%	0.6-1.4 mg %
BILIRUBIN TOTAL	0.53mg%	0.2-1.0 mg
DIRECT	0.12	0.0-0.3
INDIRECT	0.41	0.3-0.7
S.G.O.T	26 IU/L	15-40 IU/L
S.G.P.T	30 IU/L	15-40 IU/L
ALK PHOSPHATASE	115 IU/L	42-128IU/L
S.PROTEIN TOTAL	7.5gm%	6.0-8.0 gm%
ALBUMIN	4.1gm%	3.2-4.4 gm%
GLOBULINS	3.4gm%	2.3-3.5 gm%
ALB/GLO RATIO	1.2	
G.G.T.P	23	upto50IU
SR.URIC ACID	5.1	3.5-7.0 mg %\$sruric-

Dr.S R. SARDA

M.D Reg. No.56462

SARDA CENTER FOR DIABETES & SELF CARE

4, Jalna Road, Aurangabad

Dr. Sampat Sarda

M.D.(Pathology)

Tabular Summary

Shaikh, Kasim
 Patient ID ACSH36466
 04.03.2023 Male 178 cm 66 kg
 1:23:46pm 31yrs Asian
 Meds:

BRUCE: Total Exercise Time 09:00
 Max HR: 190 bpm 100% of max predicted 189 bpm HR at rest: 113
 Max BP: 149/76 mmHg BP at rest: 109/76 Max RPP: 25993 mmHg*bpm

Maximum Workload: 10.10 METS
 Max ST: -0.20 mm, 0.00 mV/s in I; EXERCISE STAGE 1 00:29
 Arrhythmia: A:22, PVC:1, PSVC:1, PERR:1, PCAP:1

Reasons for Termination: Target heart rate achieved
Summary: Resting ECG: normal. Functional Capacity: normal. HR Response to Exercise: appropriate. BP Response to Exercise: normal resting BP - appropriate response. Chest Pain: none. Arrhythmias: none. ST Changes: none. Overall impression: Normal stress test.

Conclusion: Exercise of bruce protocol for 9 min.
 Target heart rate achieved.
 No angina/arrhythmias.No ST-T Changes.
 Test is negative for induced ischemia.

Test Reason:
 Medical History:

Ref. MD: Ordering MD:
 Technician: Test Type:
 Comment:

Phase Name	Stage Name	Time in Stage	Speed (mph)	Grade (%)	Workload (METS)	HR (bpm)	BP (mmHg)	RPP (mmHg*bpm)	VE (/min)	ST Level (mm)	Comment
PRETEST	SUPINE	01:42	0.00	0.00	1.0	115	109/76	12535	0	0.45	
EXERCISE	STANDING	00:04	0.00	0.00	1.0	120			0	0.35	
	STAGE 1	03:00	1.70	10.00	4.6	139	119/76	16541	0	0.50	
	STAGE 2	03:00	2.50	12.00	7.0	166	129/76	21414	0	0.40	
RECOVERY	STAGE 3	03:00	3.40	14.00	10.1	190	139/76	26410	0	0.40	
		04:01	0.00	0.00	1.0	133	149/76	19817	0	0.15	

SARDA

CENTRE FOR DIABETES & SELF CARE

NAME: MR.SHAIKH KASIM SHAIKH

SEX: Male AGE: .

REF. BY : BOB

DATE :04/03/2023

LIPID PROFILE

Serum Cholesterol :	152 mg/dl	130 - 250 mg/dl
HDL Cholesterol:	40 mg/dl	30 - 95 mg/dl
Serum Triglyceride:	91 mg/dl	up to 165 mg/dl
LDL Cholesterol:	93.8 mg/dl	up to 165 mg/dl
VLDL Cholesterol:	18.2 mg/dl	up to 40 mg/dl
LDL / HDL Cholesterol Ratio:	2.34	Low risk : 0.5 - 3.0 Moderate risk: 3.0 - 6.0 High risk: > 6.0
CHOL./HDL Cholesterol Ratio:	3.8	Low risk : 3.3 - 4.4 Average risk: 4.4 - 7.1 Moderate risk: 7.0 - 11.0 High risk: > 11

Dr.S R. SARDA
M.D Reg. No.56462
SARDA CENTER FOR DIABETES & SELF CARE
Dr.Sampat Sarda
M.D.(Pathology)
Jaina Road, Aurangabad
2333851; 2334053

ASIAN HOSPITAL
MOTIWALA SQUARE
AURANGABAD

Station
Telephone:

EXERCISE STRESS TEST REPORT

Patient Name: Shaikh, Kasim
Patient ID: ACSH36466
Height: 178 cm
Weight: 66 kg

DOB: 10.06.1991
Age: 31yrs
Gender: Male
Race: Asian

Study Date: 04.03.2023
Test Type: --
Protocol: BRUCE

Referring Physician: --
Attending Physician: DR. DEORAO THENGE
Technician: --

Medications:
--

Medical History:
--

Reason for Exercise Test:
--

Exercise Test Summary

Phase Name	Stage Name	Time in Stage	Speed (mph)	Grade (%)	HR (bpm)	BP (mmHg)	Comment
PRETEST	SUPINE	01:42	0.00	0.00	115	109/76	
	STANDING	00:04	0.00	0.00	120		
EXERCISE	STAGE 1	03:00	1.70	10.00	139	119/76	
	STAGE 2	03:00	2.50	12.00	166	129/76	
	STAGE 3	03:00	3.40	14.00	190	139/76	
RECOVERY		04:01	0.00	0.00	133	149/76	

The patient exercised according to the BRUCE for 9:00 min:s, achieving a work level of Max. METS: 10.10. The resting heart rate of 113 bpm rose to a maximal heart rate of 190 bpm. This value represents 100 % of the maximal, age-predicted heart rate. The resting blood pressure of 109/76 mmHg, rose to a maximum blood pressure of 149/76 mmHg. The exercise test was stopped due to Target heart rate achieved.


Interpretation

Summary: Resting ECG: normal.
Functional Capacity: normal.
HR Response to Exercise: appropriate.
BP Response to Exercise: normal resting BP - appropriate response.
Chest Pain: none.
Arrhythmias: none.
ST Changes: none.
Overall impression: Normal stress test.

Conclusions

Exercise of bruce protocol for 9 min.
Target heart rate achieved.
No angina/arrhythmias.No ST-T Changes.
Test is negative for induced ischemia.




Dr. Devrao Thenge
MD, DNB (Cardiology)
Reg. No. 2001/02/491

Physician _____

Technician _____

SARDA

CENTRE FOR DIABETES & SELF CARE

NAME: MR.SHAIKH KASIM SHAIKH

SEX: Male AGE: .

REF. BY : BOB

DATE :04/03/2023

GYCOCYTED HAEMOGLOBIN

TEST	RESULT	NORMAL
HbA1C:	5.3 %	4.7-5.9 %
M.B.G	98.89% mg	70 - 120 mg
INTERPRETATION:		
FOR DIABETIC PATIENT		
Good Control:	6.0 - 7.0 %	
Fair Diabetic Control:	7.0 - 8.0 %	
Unsatisfactory control:	8.0 - 10 %	
Poor Diabetic Control:	Above 10 %	

Dr.S R. SARDA

M.D Reg. No.56462

SARDA CENTER FOR DIABETES & SELF CARE

4, Vyanktesh Nagar, Jalna Road, Aurangabad

Dr. Sampat Sarda
M.D.(Pathology) 33851, 2334858

SARDA

CENTRE FOR DIABETES & SELF CARE

Name : Mr.Kasim Shaikh

Date:04 /03/2023

Age/Sex: 31Yrs/Male

Ref By DR. Sarda sir

Stress Test Report


- 1) Protocol-Bruce
- 2) Exercise Time-9.00min
- 3) Baseline Heart Rate and Blood Pressure-113bpm.BP-109/76mm of Hg.
- 4) Mets-10.10
- 5) ST-T Segment Changes-No Significant ST-T changes
- 6) Angina-None
- 7) Arrhythmias-None
- 8) Other Symptoms-None
- 9) Maximal Heart Rate and Blood Pressure-190bpm.BP-149/76mm of Hg.
- 10) Predicted Maximal Heart Rate Achieve -100%
- 11) Reason for Termination- Target Heart Rate Achieved.

CONCLUSION :- Stress Test Negative for exercise induced ischemia.



**DR.DEORAO THENGE
M.D.D.N.B.(CARDIOLOGY)**

**Dr. Devrao Thenge
MD, DNB (Cardiology)
Reg. No. 2001/02/491**



SARDA

CENTRE FOR DIABETES & SELF CARE

NAME: MR.SHAIKH KASIM SHAIKH

SEX: Male AGE: .

REF. BY : BOB

DATE :04/03/2023

AGE: YRS

EXAMINATION OF STOOL

Physical Examination

Colour	Brownish
Consistency	Semisolid
Blood (Gross)	Absent
Mucus	Absent

Microscopic Examination

Red Blood Cells	Absent
Pus Cells	1 - 2 / hpf
Macrophages	
Ova	Absent
Cyst	Absent
Parasites	

Remark :

Dr. Sampat Sarda
M.D. (Pathology)
Dr. S. R. SARDA
M.D. Reg. No. 56462
CENTRE FOR DIABETES & SELF CARE
4, Vyankateshnagar, Jalna Road, Aurangabad
Phone No. 2333851, 2334858

DIGITAL X-RAY
INTERVENTIONAL RADIOLOGY
3D/4D SONOGRAPHY & COLOR DOPPLER
2-D ECHOCARDIOGRAPHY
PERIPHERAL COLOR DOPPLER
HI-SPEED HELICAL C.T. SCAN
C.T. ANGIOGRAPHY
PATHOLOGY LAB. SERVICES



DIAGNOSTIC CENTRE
X-RAY, IMAGING & PATHOLOGY

1, VYANKATESH NAGAR, OPP. SFS
HIGH SCHOOL, JALNA ROAD,
AURANGABAD - 431005
☎ : 0240 - 2353182, 2325282, 8446100111

SK KASIM

04-03-2023

Ref. by:

USG ABDOMEN

Liver is normal in size, shape and revealed normal echotexture.
Intrahepatic biliary radicles and portovenous echocomplex appeared normal.
No e/o any focal solid, cystic, or diffuse parenchymal pathology seen.
Normal cbd and portal vein.
Gallbladder is physiologically distended and appeared normal, no e/o any gallbladder calculus.
Normal gb wall thickness.
Spleen is normal in size & echogenicity. no e/o focal lesion seen.
Pancreas is normal in size, shape and echotexture. Normal peripancreatic fat planes.
No e/o pancreatic calcification/calculi. normal pancreatic duct.
Both kidneys are normal in size, shape, position and revealed normal cortical & medullary echopattern,
No e/o any calculus seen, No e/o hydronephrosis.
No e/o ascitis. no e/o any paraaortic adenopathy.
Normal bowel loop peristalsis & caliber.
Urinary bladder is well distended and appeared normal, no e/o any vesical calculus or mass lesion.
No changes of cystitis.
Normal prostate.

IMPRESSION :

**NORMAL LIVER, GALL BLADDER, SPLEEN, PANCREAS, BOTH KIDNEYS, .
NORMAL UR BLADDER, PROSTATE.**

DR. P. A. BARJATYA
M.B.B.S., M.D.
9823344449

Dr. Gokuldas S. Lahoti

Radiologist

Regd.No.59887

Sarda Center For Diabetes & Selfcare
4, Venkatesh Nagar Rd, Aurangabad

DR. G. S. LAHOTI
M.B.B.S., D.M.R.D.
9850171587

SARDA

CENTRE FOR DIABETES & SELF CARE

NAME: MR.SHAIKH KASIM SHAIKH

SEX: Male AGE: .

REF. BY : BOB

DATE :04/03/2023

Urine Routine Examination

Physical Examination

Colour:	Pale Yellow
Appearance:	Clear
Reaction:	Acidic
Deposit	Absent

Chemical Examination:

Specific Gravity	1.015
Albumin	Absent
Sugar:	Absent
Acetone:	----
Bile Salts	----
Bile Pigment:	----

Microscopic Examination

RBC :	Absent
Pus Cells:	OCASSIONAL/HPF
Epihtelial cells:	Absent
Crystals:	Absent
Casts:	Absent

Dr.S R. SARDA

M.D Reg. No.56462

SARDA CENTER FOR DIABETES & SELF CARE

4, Vyanktesh Nagar, Jalna Road, Aurangabad

M.D.(Pathology) 233851, 2334858

DIGITAL X-RAY
INTERVENTIONAL RADIOLOGY
3D/4D SONOGRAPHY & COLOR DOPPLER
2-D ECHOCARDIOGRAPHY
PERIPHERAL COLOR DOPPLER
HI-SPEED HELICAL C.T. SCAN
C.T. ANGIOGRAPHY
PATHOLOGY LAB. SERVICES



DIAGNOSTIC CENTRE
X-RAY, IMAGING & PATHOLOGY

1, VYANKATESH NAGAR, OPP. SFS
HIGH SCHOOL, JALNA ROAD,
AURANGABAD - 431005
☎ : 0240 - 2353182, 2325282, 8446100111

SHAIKH KASIM

04-03-2023

Ref. by:

CHEST PA VIEW

Trachea central.

Apices are clear.

Both lung fields appeared well pneuamtised and appeared normal.

E/o multiple calcified opacities seen in Rt mid & lower zones.

Both cp angles are clear.

Cardiac silhoutte appeared normal.

IMPRESSION :

OLD KOCHS PATHOLOGY RT.

NO OBVIOUS ACTIVE PLEURO PARENCHYMAL PATHOLOGY

DR. P. A. BARJATYA
M.B.B.S., M.D.
9823344449

Dr. Gokuldas S. Lahoti
Radiologist
Regd.No.59887
Sarda Center For Diabetes & Selfcare
4, Venkatesh Nagar Rd, Aurangabad.
DR. G. S. LAHOTI
M.B.B.S., D.M.R.D.
9850171587

SARDA

CENTRE FOR DIABETES & SELF CARE

NAME: MR.SHAIKH KASIM SHAIKH

SEX: Male AGE: .

REF. BY : BOB

DATE :04/03/2023

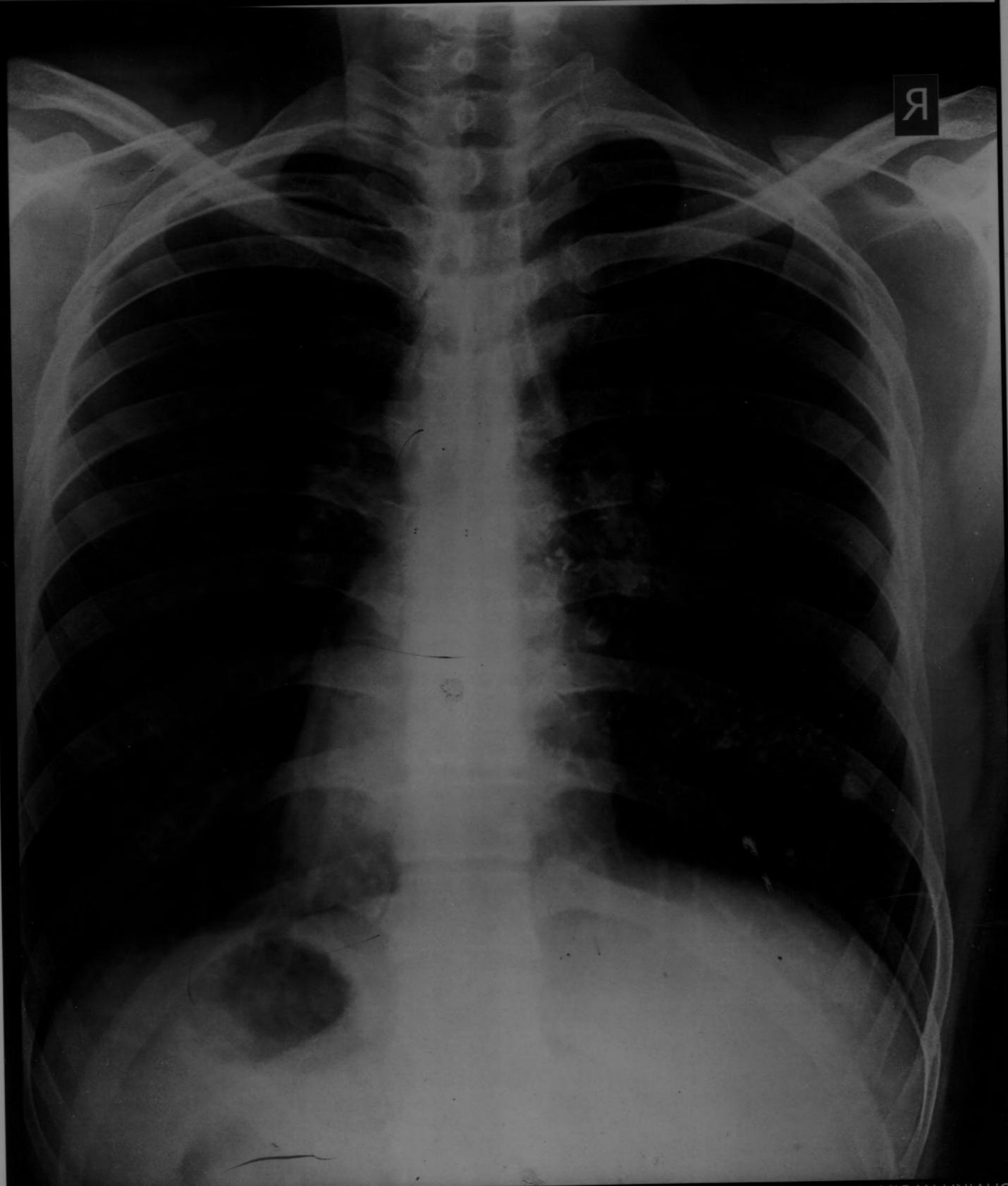
AGE: YRS

THYROID FUCTION TEST

TEST	RESULT	NORMAL RANGE
Total T 3 :	99.08 ng/ml	87-178 ng/ml
Total T 4 :	9.64 ug/dl	6.09-12.23 ug/dl
TSH Ultrasensitive :	2.46 uIU/ml	0.38-5.33uIU/ml

Dr.S R. SARDA
M.D Reg. No.56462
SARDA CENTER FOR DIABETES & SELF CARE
4, Vyanktesh Nagar, Jalna Road, Aurangabad
M.D.(Pathology)
Ph.: 2333851, 2334858

R



SHAIKH KASIM Age : 31 YRS Female
Chest : PA Patient ID
Ref Dr - DR S SARDA
Date - 04-03-2023 AM 11 02 08
Ellora Diagnostic Centre, Aurangabad (0240) 2353182



भारत सरकार
Government of India



शेख कासिम शेख हारून
Shaikh Kasim Shaikh Haroon
जन्म तारीख / DOB : 10/06/1991
पुरुष / Male



6009 3656 3921

माझे आधार, माझी ओळख

SARDA

CENTRE FOR DIABETES & SELF CARE

4, Vyankatesh Nagar, Jaina Road, Aurangabad. Ph. : (0240) 2333651, 2334868.

Name Mr. Shaikh Kasim Age: 31 yrs
BOG

CLINICAL SUMMARY:

Weight : _____ Height (Cms) : _____ Blood Pressure : _____

ECG FINDINGS:

Rate : 83/min QRS. Complex : ~

Rhythm : ~ ST Segment : ~

Mechanism : ~ T. Wave : ~

Axis : ~ QT Interval : ~

P. Wave : ~ PR Interval : ~

Recommendation : Wm

Dr. A.S. SARDA
M.D. Reg. No. 27670

SARDA CENTER FOR DIABETES & SELF CARE
Vyankateshnagar, Jaina Road, Aurangabad
Phon. No. 2333651, 2334868

Date : 04/03/2023



भारत सरकार
Government of India

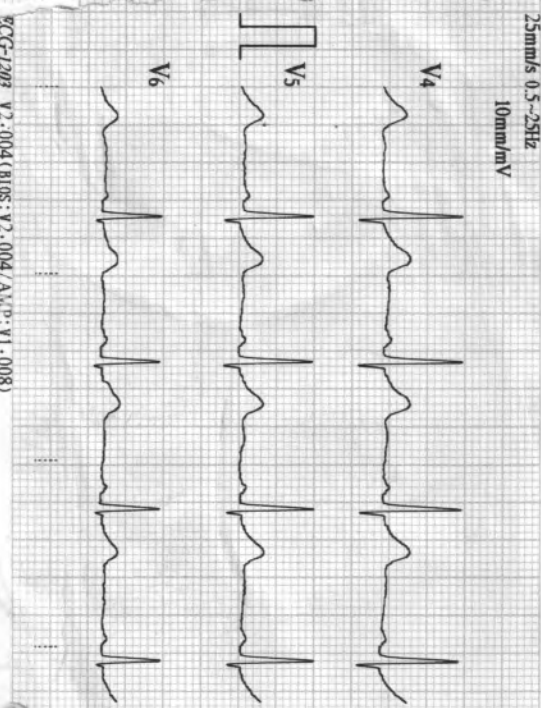
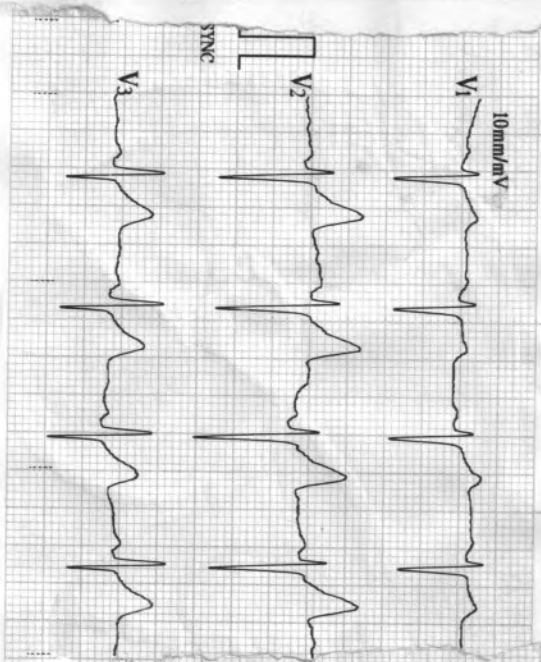
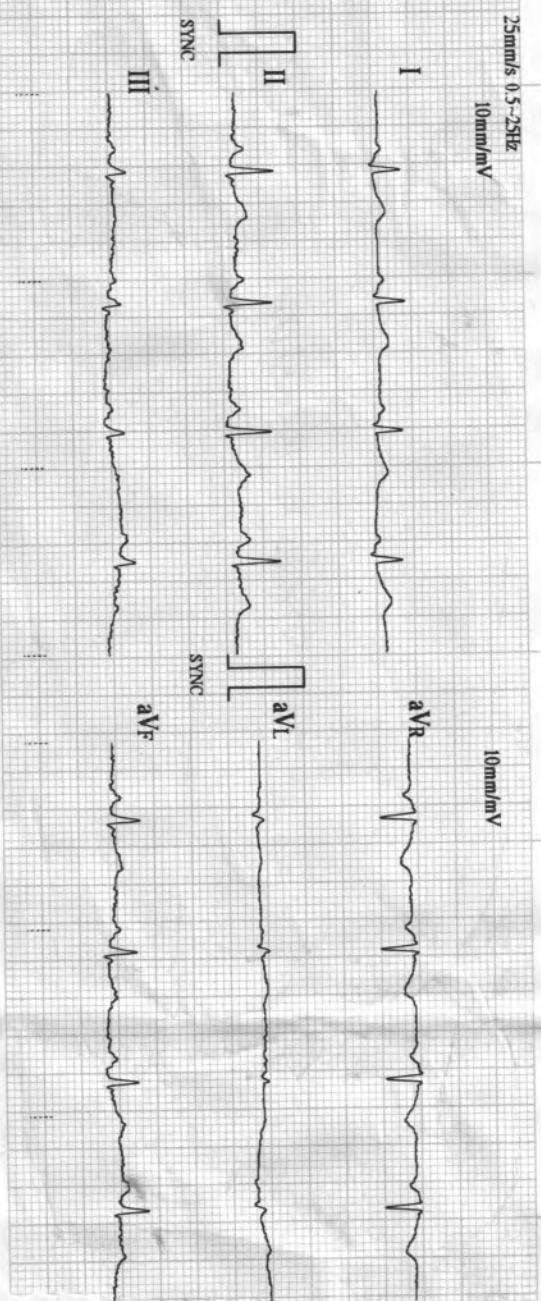


शेख कासिम शेख हारून
Shaikh Kasim Shaikh Haroon
जन्म तारीख / DOB : 10/06/1991
पुरुष / Male



6009 3656 3921

माझे आधार, माझी ओळख



03/04/2023 09:12

ID : 1862

Name: *Dehvi*

Sex :

Age :

HR	: 83	bpm
R-R	: 718	ms
P-R	: 134	ms
QRS	: 93	ms
QT/QTc	: 342/403	ms
P/QRS/T	: 69/58/45	°
RV5/SVI	: 0.970/0.890	mV
RV5+SV1	: 1.860	mV

Machine Interpretation Only

Confirm with Physician

Physician:

ECG-1203 V2.004 (BIOS: V2.004 A.M.P: V1.008)

198798