



HEALTH CHECK-UP SUMMARY

Name: Kalpandabehn Patel

Date: 04/02/2023

Email ID:

Sex: F Age: 33 Years Contact No: 9624488095 Remarks:

Under-weight	<input type="checkbox"/>
Normal	<input checked="" type="checkbox"/>
Over-weight	<input type="checkbox"/>

i> BMI

Height (in Cm): <u>147</u>	Weight (in Kg): <u>43.6</u>	BMI: <u>19.9</u>
----------------------------	-----------------------------	------------------

ii> Blood Pressure & Pulse

110/70 mm/hg
74 min.

If high or low, whether the person is on medication: YES / NO

iii> Blood Tests & Lung Function Remarks

RS
CVS }
CNS

If abnormal, whether the person is on medication: YES / NO

iv> Eye Test Remarks

Eye Test: RA 6/6 LA 6/6
Color Vision:

v> Heart Disease

Whether any specific heart ailment detected (ECG findings):
normal

vi> Any other problems needing attention / Overall Assessment:

no

C. K. Patel

Signature of the Doctor

Revival Diagnostic

401, Aqua Corridor,
B/s. Star Bazar, Surat-395009
Mo. 91062-28601

AKMP

0261 2747788, 9825947712

4TH Floor, Aqua Corridor, Hazira Road, Adajan Pal, Surat-395009.

revivaldiagnostics.surat@gmail.com

www.revivaldiagnostics.com



REVIVAL DIAGNOSTICS



Dental Assessment Form

NAME Kalpanabaihen Patel
AGE 33

DATE 04/02/2023
SEX F

* CHIEF COMPLAINT

A CLINICAL FEATURES :- swarm

- 1 CAVIES :-
- 2 MISSING TOOTH :-
- 3 MALOCCLUSION :-
- 4 FILLING :-

B DIAGNOSIS :- swarm

C PERSONAL HISTORY :- Hygienic

D PROVISIONAL D/G :- ⊙

E MEDICAL HISTORY :- NO

F FINAL D/G :- ⊙

G TREATMENT PLAN :- NO


CLINT SIGN

KMP

DOCTOR SIGN
Revival Diagnostic
401, Aqua Corridor,
B/s. Star Bazar, Surat-395009
Mo. 91062-28601

 0261 2747788, 9825947712

 4TH Floor, Aqua Corridor, Hazira Road, Adajan Pal, Surat-395009.

 revivaldiagnostics.surat@gmail.com

 www.revivaldiagnostics.com

This Medical Report Is Not Intended For Medico-legal Purposes.
Laboratory Test Results Are Subject To Technical Limitation And Should
Be Clinically Correlate For Final Diagnosis



Name	KALPANABAHEN K PATEL	Age/Gender	33Yrs/Female
Reg No.	1106/23	Receipt No	5473
Referred By	BOB - MEDI WHEEL(bobS21983)	Mode of Payment	CREDIT
Collection Type	CENTER	Collection DateTime	04-Feb-2023 10:10 AM

BLOOD GROUP - 040223146 Released at 04-Feb-2023 11:23 AM

Parameter	Result	Biological Ref.Range	Method
-Blood Group	"O"		
-Rh Factor	POSITIVE		

CBC - 040223144 Released at 04-Feb-2023 10:57 AM

Parameter	Result	Biological Ref.Range	Method
-Haemoglobin	10.6 gm/dL	L (12 - 16 gm/dL)	Auto
-RBC Count	4.64 mill/cumm	(4.2 - 5.4 mill/cumm)	Auto
-Total WBC Count	5300 /cumm	(4000 - 10000 /cumm)	Auto
-Platelet Count	3.47 lakh/cumm	(1.5 - 4.5 lakh/cumm)	Auto

Blood Indices

-HCT	34.3 %	L (40 - 55 %)	Auto
-MCV	74.0 fl	L (80 - 92 fl)	Auto
-MCH	22.9 pg	L (27 - 31 pg)	Auto
-MCHC	31.0 gm/dL	L (32 - 36 gm/dL)	Auto
-RDW	16.4 %	H (11 - 15 %)	Auto

Diff WBC Count

-Polymorphs	65 %	(40 - 80 %)	Microscopically
-Lymphocytes	30 %	(20 - 40 %)	Microscopically
-Eosinophils	03 %	(1 - 6 %)	Microscopically
-Monocytes	02 %	(2 - 7 %)	Microscopically
-Basophils	00 %	(0 - 1 %)	Microscopically
-PLATELET ON SMEAR	Adequate		Microscopically
-MALARIAL PARASITES	Malarial Parasites Not Detected		Microscopically

[Test performed on Fully Automated Hematology Analyzer ERBA H-360]

Revival Diagnostics
401-Aqua Corridor,
Beside Star Bazar, Adajan,
Surat-395009. Mo: 9825947712
Dr. Shivangi Gandhi
M.B.B.S, M.D (Pathology)

Laboratory Test Result are Subject to technical limitation and should be clinically correlate for final diagnosis

📍 4th Floor, Aqua Corridor, Hazira Road, Adajan Pal, Surat-395009.

☎ 0261 2747788, 9825947712 ✉ revivaldiagnostics.surat@gmail.com 🌐 www.revivaldiagnostics.com

This medical report is not intended for medico-legal purposes.



Name	KALPANABAHEN K PATEL	Age/Gender	33Yrs/Female
Reg No.	1106/23	Receipt No	5473
Referred By	BOB - MEDI WHEEL(bobS21983)	Mode of Payment	CREDIT
Collection Type	CENTER	Collection DateTime	04-Feb-2023 10:10 AM

ESR - 040223144 Released at 04-Feb-2023 10:58 AM

Parameter	Result	Biological Ref.Range	Method
-E.S.R	10 mm/hr	(3 - 15 mm/hr)	



Revival Diagnostics

401-Aqua Corridor,
Beside Star Bazar, Adajan,
Surat-395009. Mo. 9825947712

Dr. Shivangi Gandhi
M.B.B.S, M.D (Pathology)

Laboratory Test Result are Subject to technical limitation and should be clinically correlate for final diagnosis

📍 4th Floor, Aqua Corridor, Hazira Road, Adajan Pal, Surat-395009.

☎ 0261 2747788, 9825947712 ✉ revivaldiagnostics.surat@gmail.com 🌐 www.revivaldiagnostics.com

This medical report is not intended for medico-legal purposes.



Name	KALPANABAHEN K PATEL	Age/Gender	33Yrs/Female
Reg No.	1106/23	Receipt No	5473
Referred By	BOB - MEDI WHEEL(bobS21983)	Mode of Payment	CREDIT
Collection Type	CENTER	Collection DateTime	04-Feb-2023 10:10 AM

FBS & PPBS - 040223145 Released at 04-Feb-2023 01:35 PM

Parameter	Result	Biological Ref.Range	Method
-Fasting Blood Sugar (FBS)	95 mg/dL	70-100 mg/dl Impaired Tolerance:100-125 Diabetes Mellitus:>=126 (On more than one occasion) (American diabetes association guidelines 2022)	
-Fasting Urine Sugar	SAMPLE NOT RECEIVED		
-Fasting Urine Acetone	SAMPLE NOT RECEIVED		
-PPBS	122 mg/dL	(90 - 140 mg/dL)	
-PP2BS URINE SUGAR	SAMPLE NOT RECEIVED		
-PP2BS URINE ACETONE	SAMPLE NOT RECEIVED		

HBA1C - 040223144 Released at 04-Feb-2023 12:31 PM

Parameter	Result	Biological Ref.Range	Method
-HBA1C	5.3 %	HbA1C Degree of Glucose Control <5.6 % Non Diabetics 5.7 - 6.4 % Prediabetics > =6.5 % Diabetics (REF:Wallace, 11th Edition) REMARKS: 6 - 7 % Excellent Control 7 - 8 % Good Control 8 - 10 % Unsatisfactory Control >10 % Poor Control	Boronate Affinity
-Method[]	High Performance Liquid Chromatography (HPLC)		

Revival Diagnostics
401-Aqua Corridor,
Beside Star Bazar, Adajan,
Surat-395009. Mo. 9825947712

Dr. Shivangi Gandhi
M.B.B.S, M.D (Pathology)

Laboratory Test Result are Subject to technical limitation and should be clinically correlate for final diagnosis



Name	KALPANABAHEN K PATEL	Age/Gender	33Yrs/Female
Reg No.	1106/23	Receipt No	5473
Referred By	BOB - MEDI WHEEL(bobS21983)	Mode of Payment	CREDIT
Collection Type	CENTER	Collection DateTime	04-Feb-2023 10:10 AM

LIVER FUNCTION TEST (LFT) - 040223146 Released at 04-Feb-2023 12:31 PM

Parameter	Result	Biological Ref.Range	Method
-Serum Total Bilirubin	0.5 mg/dL	(0 - 1.3 mg/dL)	Diazo
-Serum Direct Bilirubin	0.2 mg/dL	(0 - 0.4 mg/dL)	Diazo
-Serum InDirect Bilirubin	0.3 mg/dL	(0.1 - 1.3 mg/dL)	Calculated
-Total Protein (TP)	6.8 gm/dL	(6.4 - 8.3 gm/dL)	Biuret
-Albumin (ALB)	4.4 gm/dL	(3.5 - 5.2 gm/dL)	BCG
-Globulin	2.4 gm/dL	(2.3 - 3.6 gm/dL)	Calculated
-A/G Ratio	1.83 gm/dL	(1 - 2.3 gm/dL)	Calculated
-SGPT(ALT)	8 U/L	(5 - 45 U/L)	IFCC, Kinetic without Pyridoxal Phosphate
-SGOT (AST)	13 U/L	(0 - 35 U/L)	IFCC, Without Pyridoxal Phosphate
-Alkaline Phosph.	75 U/L	(42 - 128 U/L)	ALP-AMP
-GGT	12 U/L	(5 - 50 U/L)	Glupa-C

[Test performed on Fully Automated Biochemistry Analyzer ERBA EM200]

REVIVAL
DIAGNOSTICS

Revival Diagnostics

401-Aqua Corridor,
Beside Star Bazar, Adajan,
Surat-395009. Mo. 9825947712

Dr. Shivangi Gandhi
M.B.B.S, M.D (Pathology)

Laboratory Test Result are Subject to technical limitation and should be clinically correlate for final diagnosis

📍 4th Floor, Aqua Corridor, Hazira Road, Adajan Pal, Surat-395009.

☎ 0261 2747788, 9825947712 ✉ revivaldiagnostics.surat@gmail.com 🌐 www.revivaldiagnostics.com

This medical report is not intended for medico-legal purposes.



Name	KALPANABAHEN K PATEL	Age/Gender	33Yrs/Female
Reg No.	1106/23	Receipt No	5473
Referred By	BOB - MEDI WHEEL(bobS21983)	Mode of Payment	CREDIT
Collection Type	CENTER	Collection DateTime	04-Feb-2023 10:10 AM

Creatinine - 040223146 Released at 04-Feb-2023 12:31 PM

Parameter	Result	Biological Ref.Range	Method
-Creatinine	0.6 mg/dL	(0.6 - 1.14 mg/dL)	ENZYMATIC

BUN - 040223146 Released at 04-Feb-2023 10:15 AM

Parameter	Result	Biological Ref.Range	Method
-Blood Urea Nitrogen (BUN)	11 mg/dL	(6 - 20 mg/dL)	Calculated

Uric Acid - 040223143 Released at 04-Feb-2023 12:31 PM

Parameter	Result	Biological Ref.Range	Method
-Uric Acid	3.2 mg/dL	L (3.5 - 7.2 mg/dL)	Uricase-POD



Name	KALPANABAHEN K PATEL	Age/Gender	33Yrs/Female
Reg No.	1106/23	Receipt No	5473
Referred By	BOB - MEDI WHEEL(bobS21983)	Mode of Payment	CREDIT
Collection Type	CENTER	Collection DateTime	04-Feb-2023 10:10 AM

Lipid Profile - 040223146 Released at 04-Feb-2023 12:32 PM

Parameter	Result	Biological Ref.Range	Method
-Serum Cholesterol	102 mg/dL	Desirable < 200 mg/dl Borderline High : 200-239 mg/dl High : > 240 mg/dl	CHOD-PAP
-Serum Triglyceride	36 mg/dL	L Normal < 150 mg/dl Borderline High : 150 - 159 mg/dl High : 200 - 499 mg/dl Very High : 500 mg/dl	GPO-POD Method
-Serum HDLD(Direct)	45 mg/dL	Normal :> 55 mg/dl Borderline : 35-55 mg/dl Undesirable: < 35 mg/dl	PVS-PEGME Precipitation with CHOD-POD
-Serum VLDL	7 mg/dL	(5 - 30 mg/dL)	Calculated
-Serum LDL(Direct)	50 mg/dL	Optimal:< 100 mg/dl Above Optimal : 100- 129 mg/dl Borderline High : 130-159 mg/dl High : > 160-189mg/dl Very High : >190 mg/dl	Calculated
-Chol/HDL	2.27	Low risk: <3.8 Medium Risk: 3.8 to 5.9 High Risk: > 6	Calculated
-LDL/Chol	2.05	Low risk: <3.55 Medium Risk: 3.55 to 4.0 High Risk: > 6	Calculated

[Test performed on Fully Automated Biochemistry Analyzer ERBA EM200]

Revival Diagnostics
401-Aqua Corridor,
Beside Star Bazar, Adajan,
Surat-395009. Mo. 9825947712

Dr. Shivangi Gandhi
M.B.B.S, M.D (Pathology)

Laboratory Test Result are Subject to technical limitation and should be clinically correlate for final diagnosis

4th Floor, Aqua Corridor, Hazira Road, Adajan Pal, Surat-395009.

0261 2747788, 9825947712 revivaldiagnostics.surat@gmail.com www.revivaldiagnostics.com

This medical report is not intended for medico-legal purposes.



Name	KALPANABAHEN K PATEL	Age/Gender	33Yrs/Female
Reg No.	1106/23	Receipt No	5473
Referred By	BOB - MEDI WHEEL(bobS21983)	Mode of Payment	CREDIT
Collection Type	CENTER	Collection DateTime	04-Feb-2023 10:10 AM

Total T3 T4 TSH - 040223146 Released at 04-Feb-2023 12:43 PM

Parameter	Result	Biological Ref.Range	Method
-Total T3	0.94 ng/ml	(0.87 - 1.78 ng/ml)	Fluorescence Enzyme Immunoassay
-Total T4	5.99 ug/dl	(4.6 - 11 ug/dl)	Fluorescence Enzyme Immunoassay
-TSH	6.18 uIU/ml	H 0.50 - 5.50 uIU/ml 5.5 to 15 ul U/ml - Suggested Clinical co-relation or Repeat test with new sample as physiological factors can give falslely high TSH Above 15uIU/ml Hypopyhyroid PREGNANT WOMEN normal ranges for TSH: 1st Trimester : 0.0878 - 2.8293 uIU/ml 2nd Trimester : 0.1998 - 2.7915 uIU/ml 3rd Trimester : 0.307 - 2.9028 uIU/ml Ref: TIETZ Fundamentals of Clinical Chemistry	Fluorescence Enzyme Immunoassay

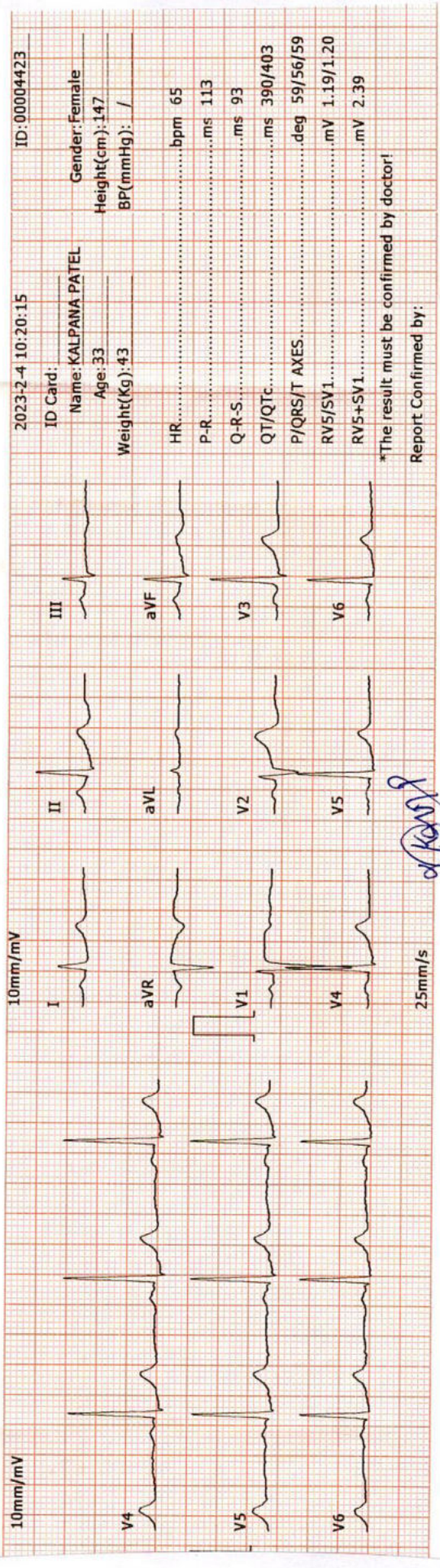
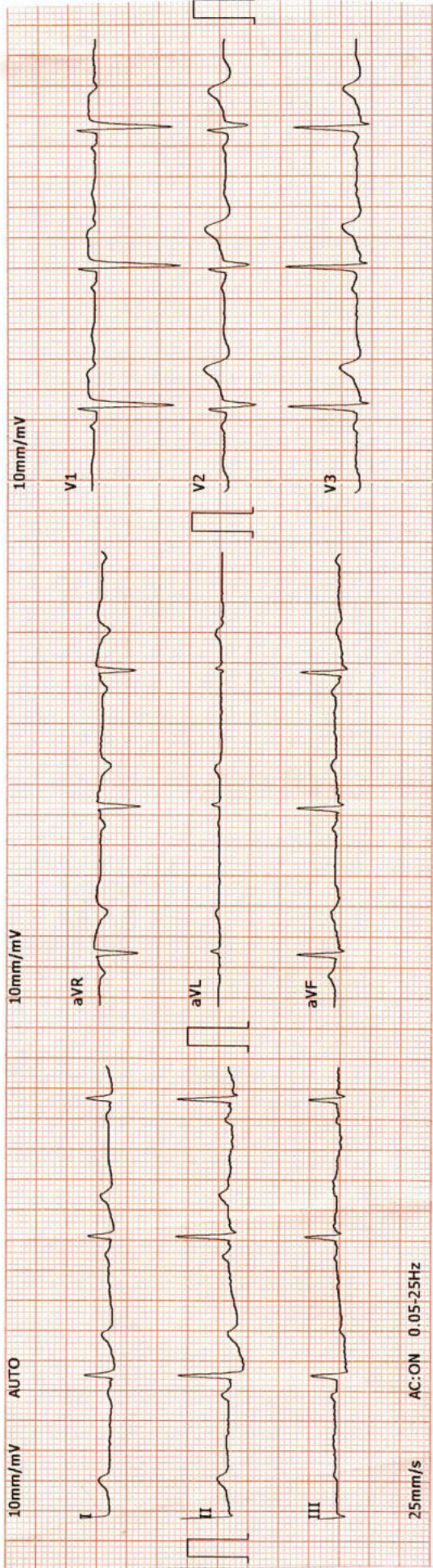
[Test performed on Fully Automated Immunology Analyzer Maglumi-600]

Revival Diagnostics

401-Aqua Corridor,
Beside Star Bazar, Adajan,
Surat-395009. Mo. 9825947712

Dr. Shivangi Gandhi
M.B.B.S, M.D (Pathology)

Laboratory Test Result are Subject to technical limitation and should be clinically correlate for final diagnosis



2023-2-4 10:20:15 ID:00004423

ID Card: Name: KALPANA PATEL Gender: Female
Age: 33 Height(cm): 147
Weight(Kg): 43 BP(mmHg): /

HR: bpm 65
P-R: ms 113
Q-R-S: ms 93
QT/QTc: ms 390/403
P/QRS/T AXES: deg 59/56/59
RV5/SV1: mV 1.19/1.20
RV5+SV1: mV 2.39

*The result must be confirmed by doctor!

Report Confirmed by: *[Signature]*

Revival Diagnostic
401, Aqua Condo,
B/s. Star Bazar, Surat-395009
Mo. 91062-28601

DR. ADITYA S. BORA
MBBS, DNB, PGDCC
PHYSICIAN & CLINICAL CARDIOLOGIST
G-54906



REVIVAL DIAGNOSTICS

Name	KALPANABAHEN K PATEL	Age/Gender	33Yrs/Female
Reg No.	1106/23	Receipt No	5473
Referred By	BOB - MEDI WHEEL(bobS21983)	Mode of Payment	CREDIT
Collection Type	CENTER	Collection DateTime	04-Feb-2023 10:10 AM

ECG

- REPORT :

1. The rhythm is sinus.
2. Heart rate is 65 beats per minute.
3. Normal P,QRS,T wave axis.
4. Normal PR,QRS,Q.T. Duration.
5. No pathological q wave or ST-T changes seen.
6. No evidence of chamber hypertrophy or enlargement seen.

IMPRESSION : ECG WITHIN NORMAL LIMITS

Revival Diagnostic
401, Aqua Corridor,
B/s. Star Bazar, Surat-395009
Mo. 91062-20001

Signature

DR. ADITYA S. BORA
MBBS, DNB, PGDCC
PHYSICIAN & CLINICAL CARDIOLOGIST
G-54906



0261 2747788, 9825947712



4TH Floor, Aqua Corridor, Hazira Road, Adajan Pal, Surat-395009.



revivaldiagnostics.surat@gmail.com



www.revivaldiagnostics.com

This Medical Report Is Not Intended For Medico-legal Purposes.
Laboratory Test Results Are Subject To Technical Limitation And Should
Be Clinically Correlate For Final Diagnosis



2D-ECHOCARDIOGRAPHY & COLOR DOPPLER REPORT

Name:	KALPANA PATEL	Age/Gender	33Yrs /Female
Referred by.	MEDY WHEEL	Date	04 /02/2023


INDICATION: Preventive Health check up

- **CARDIAC CHAMBERS:** **Left Ventricle:** Normal size, **Left Atrium:** Normal size.
- No e/o thrombus in LA/LV.
- **Right Atrium:** Normal size. **Right Ventricle:** Normal size,
- **Normal Right Ventricular function.** (TAPSE=20mm)
- **Normal Left Ventricular systolic function. LVEF = 60% ,**
No regional wall abnormality. No thinning / scarring / dyskinesia of LV wall.
- **No Concentric Left Ventricular Hypertrophy.** (IVSd= 10 mm),
- **LV Compliance :**
NO Left Ventricular Diastolic Dysfunction [LVDD].
- **VALVES:**
- Structurally Normal Mitral valve/ Aortic valve/Tricuspid valve/ Pulmonary valve .
No significant Valvular Stenosis.
- **Doppler findings:** **AV max = 1.22 m/s, PV max = 0.91 m/s.**
Trivial MR, Trivial Tricuspid regurgitation.
- **No Pulmonary Arterial Hypertension. PASP** by TRjet vel.method = 23 mmHg.
- **SEPTAE:** IAS / IVS Appear Intact.
- **IVC :** Normal in dimension and shows good inspiratory 13mm collapse.
- **OTHERS:** No e/o Pericardial effusion / vegetation.

IMPRESSION:

**NORMAL LV SYSTOLIC FUNCTION, LVEF= 60 %, NO RWMA,
NO LVH , NO LVDD , NO PAH.**

Revival Diagnostic
401, Aqua Corridor,
B/s. Star Bazar, Surat-395009
Mo. 91062-28601


DR. VIKAS VERMA
MBBS, PGDCC
CLINICAL CARDIOLOGIST



0261 2747788, 9825947712



4th Floor, Aqua Corridor, Hazira Road, Adajan Pal, Surat-395009.



revivaldiagnostics.surat@gmail.com



www.revivaldiagnostics.com

R

NAME : KALPANABABEN K PATEL
AGE: 33 YRS / FEMALE
REF BY: MEDI WHEEL





Name	KALPANABAHEN K PATEL	Age/Gender	33Yrs/Female
Reg No.	1106/23	Receipt No	5473
Referred By	BOB - MEDI WHEEL(bobS21983)	Mode of Payment	CREDIT
Collection Type	CENTER	Collection DateTime	04-Feb-2023 10:10 AM

CHEST RADIOGRAPH (PA VIEW)

- Hilar shadows are within normal limits.
- Pulmonary vasculature appears normal.
- Cardiac appears normal in size.
- Both dome of the diaphragm are smooth.
- Both costophrenic recesses are clear.
- Both lung fields appear normal.
- Visualized bones and soft tissue shadows appear normal.

IMPRESSION: NORMAL STUDY.

DR. CHIRAG K PATEL
RADIOLOGIST

REVIVAL
DIAGNOSTICS

Dr. Chirag K. Patel
MBBS-DMPD
Reg. No. G-13509
Radiologist
Revival Diagnostic
4th Floor, Aqua Corridor,
Nr. Star Bazar, Hazira Main Road,
Adajan, Surat-395009.
Mo. 97266 726683



0261 2747788, 9825947712



4TH Floor, Aqua Corridor, Hazira Road, Adajan Pal, Surat-395009.



revivaldiagnostics.surat@gmail.com



www.revivaldiagnostics.com