

प्रति,

समन्वयक,

Mediwheel (Arcofemi Healthcare Limited)

हेल्पलाइन नंबर: 011-41195959

महोदय/ महोदया,

विषय: बैंक ऑफ़ बड़ौदा के कर्मचारियों के लिए वार्षिक स्वास्थ्य जांच।

हम आपको सूचित करना चाहते हैं कि हमारे कर्मचारी की पत्नी/पति जिनके विवरण निम्नानुसार हैं हमारे करार के अनुसार आपके द्वारा उपलब्ध कराई गई कैशलेस वार्षिक स्वास्थ्य जांच सुविधा का लाभ लेना चाहते हैं।

स्वास्थ्य जांच लाभार्थी के विवरण	
नाम	REENA MEENA
जन्म की तारीख	14-05-1985
कर्मचारी की पत्नी/पति के स्वास्थ्य जांच की प्रस्तावित तारीख	28-10-2023
बुकिंग संदर्भ सं.	23D85506100072974S
पत्नी/पति के विवरण	
कर्मचारी का नाम	MR. MEENA DINESH KUMAR
कर्मचारी की क.कू.संख्या	85506
कर्मचारी का पद	CREDIT
कर्मचारी के कार्य का स्थान	JHIRANA
कर्मचारी के जन्म की तारीख	14-03-1984

यह अनुमोदन/ संस्तुति पत्र तभी वैध माना जाएगा जब इसे बैंक ऑफ़ बड़ौदा के कर्मचारी आईडी कार्ड की प्रति के साथ प्रस्तुत किया जाएगा। यह अनुमोदन पत्र दिनांक **24-10-2023** से **31-03-2024** तक मान्य है। इस पत्र के साथ किए जाने वाले चिकित्सा जांच की सूची अनुलग्नक के रूप में दी गई है। कृपया नोट करें कि उक्त स्वास्थ्य जांच हमारी टाई-अप व्यवस्था के अनुसार कैशलेस सुविधा है। हम अनुरोध करते हैं कि आप हमारे कर्मचारी के पत्नी/पति की स्वास्थ्य जांच संबंधी आवश्यकताओं पर उचित कार्रवाई करें तथा इस संबंध में अपनी सर्वोच्च प्राथमिकता तथा सर्वोत्तम संसाधन उपलब्ध कराएं। उपर्युक्त सारणी में दी गई कर्मचारी कूट संख्या एवं बुकिंग संदर्भ संख्या का उल्लेख अनिवार्य रूप से इनवॉइस में किया जाना चाहिए।

हम इस संबंध में आपके सहयोग की अपेक्षा करते हैं।

भवदीय,

हस्ता/-

(मुख्य महाप्रबंधक)

मानव संसाधन प्रबंधन विभाग

बैंक ऑफ़ बड़ौदा



To,

The Coordinator,  
Mediwheel (Arcofemi Healthcare Limited)  
Helpline number: 011- 41195959

Dear Sir / Madam,

**Sub: Annual Health Checkup for the employees of Bank of Baroda**

This is to inform you that the following spouse of our employee wishes to avail the facility of Cashless Annual Health Checkup provided by you in terms of our agreement.

PARTICULARS OF HEALTH CHECK UP BENEFICIARY	
NAME	REENA MEENA
DATE OF BIRTH	14-05-1985
PROPOSED DATE OF HEALTH CHECKUP FOR EMPLOYEE SPOUSE	28-10-2023
BOOKING REFERENCE NO.	23D85506100072974S
SPOUSE DETAILS	
EMPLOYEE NAME	MR. MEENA DINESH KUMAR
EMPLOYEE EC NO.	85506
EMPLOYEE DESIGNATION	CREDIT
EMPLOYEE PLACE OF WORK	JHIRANA
EMPLOYEE BIRTHDATE	14-03-1984

This letter of approval / recommendation is valid if submitted along with copy of the Bank of Baroda employee id card. This approval is valid from **24-10-2023** till **31-03-2024**. The list of medical tests to be conducted is provided in the annexure to this letter. Please note that the said health checkup is a **cashless facility** as per our tie up arrangement. We request you to attend to the health checkup requirement of our employee's spouse and accord your top priority and best resources in this regard. The EC Number and the booking reference number as given in the above table shall be mentioned in the invoice, invariably.

We solicit your co-operation in this regard.


Yours faithfully,


Sd/-

**Chief General Manager  
HRM Department  
Bank of Baroda**


(Note: This is a computer generated letter. No Signature required. For any clarification, please contact Mediwheel (Arcofemi Healthcare Limited))





**भारत सरकार**  
 Government of India


**आधार**

Issue Date: 08/06/2016


 रीना मीना  
 Reena Meena  
 जन्म तिथि/DOB: 14/05/1985  
 लिंग/ GENDER: FEMALE

**5444 2945 8525**  
 VID : 9151 9500 1310 7593  
**मेरा आधार, मेरी पहचान**


**बैंक ऑफ बरोडा**  
 Bank of Baroda


**डीनेश कुमार मीना**  
 Name: Dinesh Kumar Meena

कर्तव्य नं. 85506  
 EC No. 85506

जारीकर्ता अधिकारी  
 Issuing Authority

क्षेत्रीय प्रबंधक (बी.ए.ए.)  
 Regional Manager (R.M.)

धारापुरी क्षेत्र (बी.ए.ए.)  
 Bharatpur Region (R.M.)



शाखा प्रबंधक  
 Branch Manager

शाखा, धारापुरी  
 Branch, Bharatpur

# CONSULTATION SUMMARY

**Patient MRN** : 15010000479833  
**Patient Name** : Ms Reena Meena  
**Gender/Age/Dob** : Female , 38 Years , 14/05/85  
**Patient Phone No** : 8741925470  
**Patient Address** : vpo ancher ,Chauth Ka Barwara,  
Sawai Madhopur,Rajasthan,  
India,-322703

**Consultation Date** : 28/10/2023 11:41 AM  
**Consultant** : Dr. Manju Goyal (OBSTETRICS  
& GYNAECOLOGY)  
**Consultation Type** : OP , NEW VISIT



## DIAGNOSIS

- 275926002 | Screening - health check, Primary, Provisional, 28/10/2023

## CHIEF COMPLAINTS & HISTORY OF PRESENT ILLNESS

- FOR ROUTINE HEALTH :  
CHECK UP
- ITCHING IN VAGINA ON :  
& OFF SINCE 2 MONTH

## INVESTIGATION ORDER

LAB : VAGINAL SWAB FOR C/S

## MEDICATION ORDER

### DRUG NAME

- 1) CLINDAMYCIN+CLOTRIMAZOLE+TINIDAZOLE-  
SUPPOSITORY-100MG+100MG+100MG-  
**CLINGEN FORTE**

### PATIENT INSTRUCTION

Once Daily For 7 Days ,  
ITAB VAGINALLY AT NIGHT  
| Qty: 1 | Start Date: Oct 28, 2023 | End Date: Nov 03,  
2023

## MENSTRUAL HISTORY

- PMH REGULAR

## OBSTETRICS HISTORY

- O/H P3L3 11/2 YRS BACK

## PAST MEDICAL HISTORY

- No significant past medical history

## PROCEDURE HISTORY

- Caesarean section

## FAMILY HISTORY

- No significant family history

## Narayana Multispeciality Hospital

(A unit of Narayana Hrudayalaya Limited) CIN: L85110KA2000PLC027497

Registered Office: 258/A, Bommasandra Industrial Area, Anekal Taluk, Bangalore 560099

Hospital Address: Sector-28, Kumbha Marg, Pratap Nagar, Jaipur 302033

Tei: +91 141 7122 233 | Email: info.jpr@narayanahealth.org | [www.narayanahealth.org](http://www.narayanahealth.org)

GST No. 08AABCN1685J1Z8



Appointments

**1800-309-0309 (Toll Free)**

Emergencies

**99837-32222**

#### SOCIAL HISTORY

- No significant social history

#### VITALS

Fall Score : Low

Pain Score : 0

#### GENERAL EXAMINATION

- Pallor : +

#### ALLERGY

- No known allergies

#### SYSTEMIC EXAMINATION

- Per Abdomen : SOFT

#### ADVICE

- PLENTY OF FLUIDS


#### DIETETIC ADVICE

- HIGH PROTEIN & FE RICH DIET

#### FOLLOW UP DETAILS

- **Physical Consultation** for Dr. Manju Goyal (OBSTETRICS & GYNAECOLOGY) after **1 Day**  
REVIEW AFTER REPORTS

#### CONSULTANT DETAILS



Dr. Manju Goyal , CONSULTANT , OBSTETRICS & GYNAECOLOGY

One free consultation with the same doctor within next 6 days.

Printed By: Dr. Manju Goyal | Printed On: 28.10.2023 15:02



Reenu meena 15010000479833

28/10/23

38/F

Asympn

Lactating

MG - Urn B/L c  
SISO

Hb-11.3

Adv

Cap. uprise D<sub>3</sub> 60k weekly c milk

Rx x 1 month



**Dr. DEEPAK GARG**  
M.B.B.S. & PG Diploma (Clinical Cardiology)  
Associate Consultant-Cardiology  
Reg. No. 21958  
Narayana Multispeciality Hospital, Jaipur



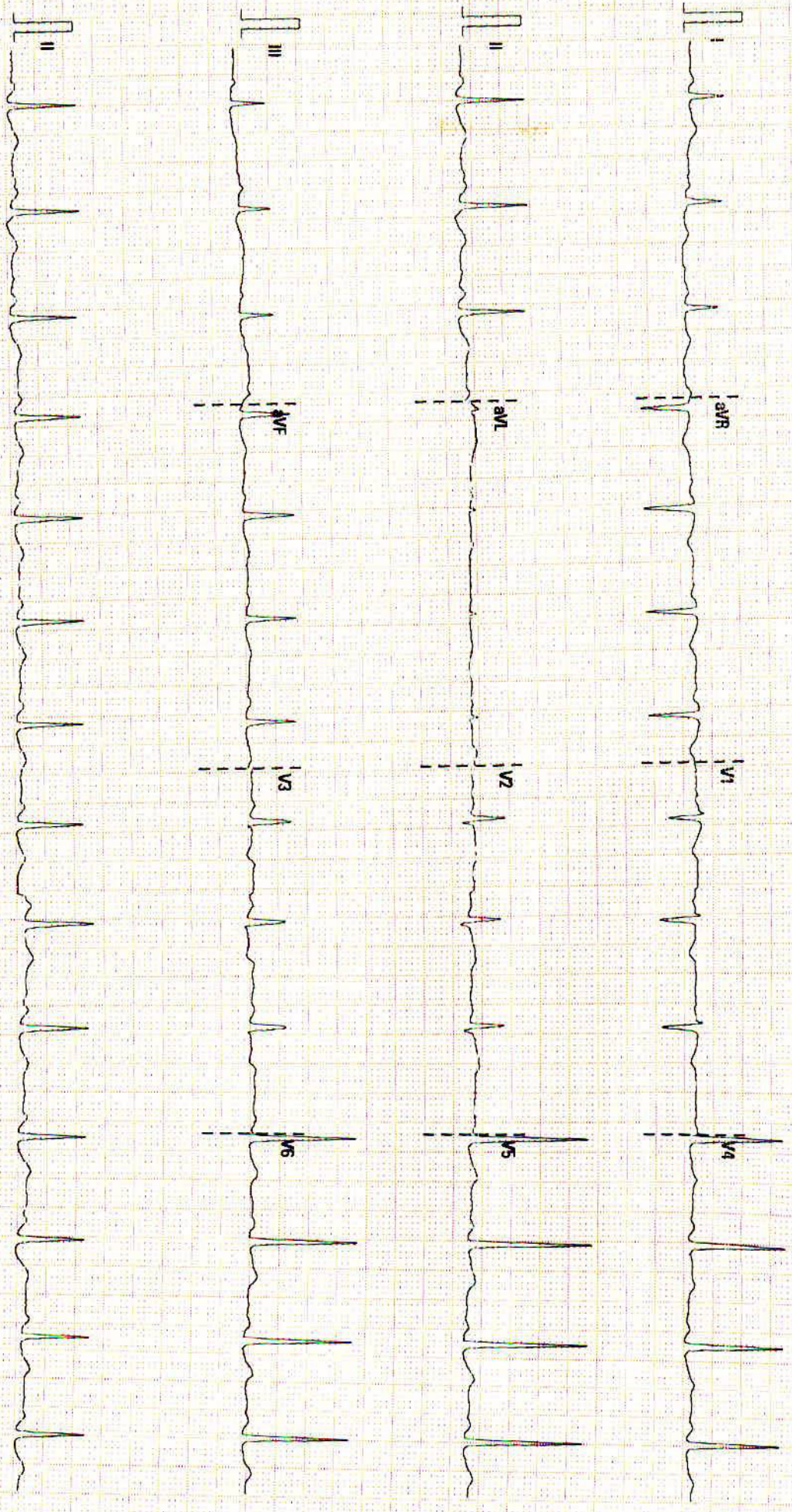
ID: 1201100000720033  
Name: Meena, Meena  
Age: 39 Years  
Gender: Female

Zo-10-2023 | 2:30:39 PM

Vent. Rate: 95 bpm  
PR Interval: 134 ms  
QRS Duration: 78 ms  
QT/QTc Interval: 358/402 ms  
P/QRS/T Axes: 64/34/49 deg  
QTc/QTp: 44/49 ms

Sinus rhythm  
Atrial/PR/ST/T wave abnormalities: nonspecific  
Prolonged QTc

Unconfirmed Diagnosis





**DEPARTMENT OF LABORATORY MEDICINE**

Final Report

Patient Name : Ms Reena Meena MRN : 15010000479833 Gender/Age : FEMALE , 38y (14/05/1985)

Collected On : 28/10/2023 11:13 AM Received On : 28/10/2023 11:15 AM Reported On : 28/10/2023 01:02 PM

Barcode : 412310280083 Specimen : Whole Blood - ESR Consultant : Dr. Deepak Garg(NON INVASIVE DIAGNOSTIC SERVICES)

Sample adequacy : Satisfactory Visit No : OP-001 Patient Mobile No : 8741925470

**HAEMATOLOGY**

Test	Result	Unit	Biological Reference Interval
<b>Erythrocyte Sedimentation Rate (ESR)</b> (Westergren Method)	10	mm/hr	0.0-12.0

**COMPLETE BLOOD COUNT (CBC)**

Haemoglobin (Hb%) (Photometric Measurement)	<b>11.3 L</b>	g/dL	12.0-16.0
Red Blood Cell Count (Electrical Impedance)	3.91	millions/ $\mu$ L	3.8-5.8
PCV (Packed Cell Volume) / Hematocrit (Calculated)	<b>33.6 L</b>	%	36.0-48.0
MCV (Mean Corpuscular Volume) (Derived)	86	fL	78.0-100.0
MCH (Mean Corpuscular Haemoglobin) (Calculated)	<b>28.9 L</b>	pg	32.0-35.0
MCHC (Mean Corpuscular Haemoglobin Concentration) (Calculated)	<b>33.7 H</b>	g/L	25.0-32.0
Red Cell Distribution Width (RDW)	16.9	%	12.0-18.0
Platelet Count (Electrical Impedance Plus Microscopy)	228	Thousand / $\mu$ L	150.0-400.0
Total Leucocyte Count(WBC) (Electrical Impedance / Flow Cytometric)	6.8	Thous/cumm	4.0-10.0

**DIFFERENTIAL COUNT (DC)**

Neutrophils	<b>75.8 H</b>	%	40.0-75.0
Lymphocytes	18.7	%	15.0-45.0
Monocytes	<b>2.9 L</b>	%	4.0-13.0
Eosinophils	2.1	%	0.5-7.0

Page 1 of 5



Patient Name : Ms Reena Meena MRN : 15010000479833 Gender/Age : FEMALE , 38y (14/05/1985)			
Basophils	0.5	%	0.0-2.0
Absolute Neutrophil Count	5.15	Thousand / $\mu$ L	1.5-7.0
Absolute Lymphocyte Count	1.27	Thousand / $\mu$ L	1.0-4.0
Absolute Monocyte Count	0.2	Thousand / $\mu$ L	0.2-0.8
Absolute Eosinophil Count	0.14	Thousand / $\mu$ L	0.0-0.2
Absolute Basophil Count	0.03	Thousand / $\mu$ L	0.0-0.2

As per the recommendation of International Council for Standardization in Hematology, the differential counts are additionally being reported as absolute numbers.



Dr. Manisha Agarwal  
MBBS, DNB Pathology and DCP  
Consultant

#### BIOCHEMISTRY

Test	Result	Unit	Biological Reference Interval
<b>SERUM CREATININE</b>			
Serum Creatinine (Enzymatic-VITROS, IFCC-IDMS Standardized)	0.54	mg/dL	0.52-1.04
eGFR	126.4	mL/min/1.73m <sup>2</sup>	Both: <60 indicative of renal impairment Both: Note:eGFR is inaccurate for Hemodynamically unstable patients eGFR is not applicable for less than 18
<b>Blood Urea Nitrogen (BUN)</b> (Colorimetric (Urease UV))	8.02	mg/dL	7.0-17.0
<b>Serum Uric Acid</b> (Colorimetric - Uricase,Peroxidase)	4.24	mg/dL	2.5-6.2
<b>LIPID PROFILE (CHOL,TRIG,HDL,LDL,VLDL)</b>			

Patient Name : Ms Reena Meena MRN : 15010000479833 Gender/Age : FEMALE , 38y (14/05/1985)			
Cholesterol Total (Enzymatic Method (cholesterol Oxidase, Esterase, Peroxidase))	124.3	mg/dL	Both: Desirable: < 200 Both: Borderline High: 200-239 Both: High: > 240
Triglycerides (Enzymatic Method (lipase, Kinase, Oxidase And Peroxidase))	61.8	mg/dL	Both: Normal: < 150 Both: Borderline High: 150-199 Both: High : 200-499 Both: Very High: => 500
HDL Cholesterol (HDLc) (Direct Measure, PTA /MgCl2)	48.2	mg/dL	Low: < 40 High: => 60
Non-HDL Cholesterol	76.1	-	-
LDL Cholesterol (Friedewald Formula)	63.8	mg/dL	Both: Desirable: < 100 Both: Optimal: 100-129 Both: Borderline High: 130-159 Both: High: 160-189 Both: Very High: > 190
VLDL Cholesterol (Friedewald Formula)	12.36	mg/dL	10.0-50.0
Cholesterol /HDL Ratio	2.6	-	0.0-5.0

#### Interpretation Notes

- Remark:- NCEP Guideline.

Total Protein (Biuret (alkaline Cupric Sulfate))	8.12	gm/dL	6.3-8.2
SGOT (AST) (Enzymatic Colorimetric)	27	U/L	14.0-36.0
SGPT (ALT) (UV With PSP -IFCC)	26	U/L	<35.0
Alkaline Phosphatase (ALP)	88	U/L	38.0-126.0
Gamma Glutamyl Transferase (GGT) (L-gamma-glutamyl-4-nitroanalide/glycylglycine Kinetic Method)	12	U/L	12.0-43.0
<b>THYROID PROFILE (T3, T4, TSH)</b>			
Tri Iodo Thyronine (T3) (Enhanced Chemiluminescence)	1.27	ng/ml	0.97-1.69
Thyroxine (T4) (Enhanced Chemiluminescence)	8.50	ug/dl	4.3-12.5
TSH (Thyroid Stimulating Hormone) (Enhanced Chemiluminescence)	3.49	uIU/ml	0.35-5.5



Patient Name : Ms Reena Meena MRN : 15010000479833 Gender/Age : FEMALE , 38y (14/05/1985)

*Anil*

Dr. Anil Sharma  
 MBBS , MD ( Microbiology )  
 Senior Consultant

Test	CLINICAL PATHOLOGY		Biological Reference Interval
	Result	Unit	
<b>URINE ROUTINE &amp; MICROSCOPY</b>			
<b>PHYSICAL EXAMINATION</b>			
Volume	30 H	ml	0.0-0.0
Colour	Pale Yellow	-	0-0
Appearance	Slight Turbid	-	0-36500
<b>CHEMICAL EXAMINATION</b>			
pH(Reaction)	7.0	-	4.5-9.0
Sp. Gravity	1.015	-	1.002-1.03
Protein	Negative	-	0-0
Urine Glucose	Negative	-	0-0
<b>MICROSCOPIC EXAMINATION</b>			
Pus Cells	1-2	/hpf	-
RBC	Nil	/hpf	-
Epithelial Cells	8-10	/hpf	-
Crystals	Nil	-	-
Casts	Nil	-	-



Patient Name : Ms Reena Meena MRN : 15010000479833 Gender/Age : FEMALE , 38y (14/05/1985)

Urine For Sugar (Fasting) Negative - -

--End of Report--



Dr. Manisha Agarwal  
MBBS, DNB Pathology and DCP  
Consultant

**Note**

- Abnormal results are highlighted.
- Results relate to the sample only.
- Kindly correlate clinically.





**DEPARTMENT OF LABORATORY MEDICINE**

Final Report

Patient Name : Ms Reena Meena MRN : 15010000479833 Gender/Age : FEMALE , 38y (14/05/1985)

Collected On : 28/10/2023 11:13 AM Received On : 28/10/2023 11:15 AM Reported On : 28/10/2023 01:56 PM

Barcode : 402310280126 Specimen : Whole Blood Consultant : Dr. Deepak Garg(NON INVASIVE DIAGNOSTIC SERVICES)

Sample adequacy : Satisfactory Visit No : OP-001 Patient Mobile No : 8741925470

**BIOCHEMISTRY**

Test	Result	Unit	Biological Reference Interval
<b>FASTING BLOOD GLUCOSE (FBG)</b> (Colorimetric (Glucose Oxidase Hydrogen Peroxidase))	91	mg/dL	70-99 mg/dl - Normal 100-125 mg/dl -Prediabetes ≥126 mg/dl -Diabetes

**Interpretation Notes**

- Remark:- ADA Standards

**HbA1C**

HbA1c	5.3	%	≤ 5.7%-NORMAL 5.7-6.4% - PREDIABETES ≥6.5% - DIABETES
Estimated Average Glucose	105.41	mg/dL	<140.0

**Interpretation:**

1. HbA1C above 6.5% can be used to diagnose diabetes provided the patient has symptoms. If the patient does not have symptoms with HbA1C>6.5%, repeat measurement on further sample. If the repeat test result is <6.5%, consider as diabetes high risk and repeat measurement after 6 months.
2. HbA1C measurement is not appropriate in diagnosing diabetes in children, suspicion of type 1 diabetes, symptoms of diabetes for less than 2 months, pregnancy, hemoglobinopathies, medications that may result sudden increase in glucose, anemia, renal failure, HIV infection, malignancies, severe chronic hepatic, and renal disease.
3. Any sample with >15% should be suspected of having a haemoglobin variant.

<b>Bilirubin Total</b> (Dyphylline, Diazonium Salt)	0.72	mg/dL	0.2-1.3
<b>Albumin To Globulin (A/G)Ratio</b>	1.60	-	1.0-2.1



Dr. Anil Sharma  
MBBS , MD ( Microbiology )  
Senior Consultant

**CYTOLOGY**

Patient Name : Ms Reena Meena MRN : 15010000479833 Gender/Age : FEMALE , 38y (14/05/1985)

**PAP SMEAR**

**LAB No.** 23/723/NHJ

**MATERIAL RECEIVED** Pap smear.

**CLINICAL DETAILS** Source - Cervix

**SPECIMEN TYPE** Conventional smear.

**SMEAR ADEQUACY** Adequate for evaluation, endocervical cells seen.

**GENERAL CATEGORIZATION** Smear of moderate cellularity, comprising of superficial and intermediate cells in a background of acute inflammatory cells.  
Organism – No specific organism seen.

**IMPRESSION** Negative for intraepithelial lesion / malignancy.  
Inflammatory smear.

--End of Report--



Dr. Manisha Agarwal  
MBBS, DNB Pathology and DCP  
Consultant

**Note**

- Abnormal results are highlighted.
- Results relate to the sample only.
- Kindly correlate clinically.





<b>Patient Name</b>	Reena Meena	<b>Requested By</b>	Dr.^Deepak^Garg
<b>MRN</b>	15010000479833	<b>Procedure DateTime</b>	2023-10-28 11:31:35
<b>Age/Sex</b>	38Y 5M / Female	<b>Hospital</b>	NH JAIPUR

**X-RAY CHEST P.A. VIEW**

Both lung fields are clear. No parenchymal lesion noted.

Both CP angles are clear.

Cardiac shadow is within normal limits.

Bony thorax & soft tissue appears normal.

Domes of diaphragm are normally placed.

*Correlate clinically & with other related investigations.*



**Dr. Sunny Maharwal**  
Consultant (Radiology)

This is a digitally signed valid document. Reported Date/Time: 2023-10-28 11:47:44

MRN NO: 15010000479833 DATE 28/10/2023  
PATIENT'S NAME: MS REENA MEENA AGE/SEX: 38 YRS./F  
DR. NAME: DR. DEEPAK GARG

**ULTRASOUND STUDY OF ABDOMEN & PELVIS (PHC)**

**Liver:** - Normal in size, shape & echotexture. No evidence of any mass lesion is seen. Bilobar Intrahepatic biliary radicals are not dilated.

**Gall Bladder:** - Is distended. Lumen is clear. Wall thickness is normal.

**CBD:** - Normal in calibre. No calculus is seen in visualized part of CBD.

**Portal Vein:** - Normal in calibre.

**Pancreas:** - Normal in size & echotexture. No focal lesion is seen. MPD is not dilated.

**Spleen:** - Normal in size & echotexture. No focal lesion is seen.

**Right Kidney:** - Normal in shape, size & location. Echotexture is normal. Corticomedullary differentiation is maintained. There is no evidence of calculus or hydronephrosis.

**Left Kidney:** - Normal in shape, size & location. Echotexture is normal. Corticomedullary differentiation is maintained. There is no evidence of calculus or hydronephrosis.

**Urinary Bladder:** - is distended. No calculus or mass lesion is seen. Wall thickness is normal.

**Uterus:-** Normal in size, shape & position. Endometrial thickness is normal.


**Both ovaries:-** Bilateral ovaries are normal in size & shape.

**Others:** - No free fluid is seen in abdomen.

**Impression:** USG findings are suggestive of: -

- No sonographic abnormality is seen.

*Correlate clinically & with other related investigations.*

  
Dr. Swati Jain  
Consultant Radiologist

Dr. Vijay Kumar Sharma  
Consultant Radiologist

Dr. Sunny Maharwal  
Consultant Radiologist

*This is a preventive health checkup sonography report with no available clinical details and previous records.*

**Narayana Multispeciality Hospital**

(A unit of Narayana Hrudayalaya Limited) CIN: L85110KA2000PLC027497

Registered Office: 258/A, Bommasandra Industrial Area, Anekal Taluk, Bangalore 560099

Hospital Address: Sector-28, Kumbha Marg, Pratap Nagar, Jaipur 302033

Narayana Multispeciality Hospital | [www.narayanahealth.org](http://www.narayanahealth.org)

GST No. 08AABCN1685J1Z8 CIN: L85110KA2000PLC027497

Registered Office: 258/A, Bommasandra Industrial Area, Anekal Taluk, Bangalore 560099

Hospital Address: Sector-28, Kumbha Marg, Pratap Nagar, Jaipur 302033

Tel: +91 141 7122 233 | Email: [info.jpr@narayanahealth.org](mailto:info.jpr@narayanahealth.org) | [www.narayanahealth.org](http://www.narayanahealth.org)

GST No. 08AABCN1685J1Z8



Appointments

1800-309-0309 (Toll Free)



Emergencies

99837-32222  
1800-309-0309 (Toll Free)

Emergencies

99837-32222



# ADULT TRANS-THORACIC ECHO REPORT

PATIENT NAME : Ms Reena Meena  
GENDER/AGE : Female, 38 Years  
LOCATION :-

PATIENT MRN : 15010000479833  
PROCEDURE DATE : 28/10/2023 01:05 PM  
REQUESTED BY : Dr. Deepak Garg



## IMPRESSION

- CLINICAL INDICATION :- HEALTH CHECK UP
- TRIVIAL MR
- TRIVIAL TR, NO PAH
- ALL CARDIAC CHAMBERS ARE NORMAL
- IAS/IVS INTACT
- NO RWMA, LVEF=60% (VISUALLY ESTIMATED)
- NORMAL LV SYSTOLIC FUNCTION.
- NORMAL LV DIASTOLIC FUNCTION.
- NO CLOT/VEGETATION/MASS/PERICARDIAL EFFUSION.
- PLEASE CORRELATE CLINICALLY AND WITH OTHER INVESTIGATIONS.

## FINDINGS

### CHAMBERS

LEFT ATRIUM : AP DIAMETER(MM): 31  
LEFT VENTRICLE : LVIDD(MM) : 45 IVSD(MM) : 9 EDV(ML) :  
LVIDS(MM) : 32 LVPWD(MM) : 10 ESV(ML) :  
E/A RATIO : E/E'(AVERAGE) : LVEF(%) : 60

### VALVES

MITRAL : TRIVIAL MR  
AORTIC : NORMAL MOBILITY AND THICKNESS WITH NO CALCIFICATION  
TRICUSPID : TRIVIAL TR, NO PAH  
PULMONARY : NORMAL MOBILITY AND THICKNESS WITH NO CALCIFICATION

DR. DEEPAK GARG  
ASSOCIATE CONSULTANT

28/10/2023 01:05 PM

Page 1 of 2

MS REENA MEENA (15010000479833)

**PREPARED BY** : NAND KISHOR SANKHALA(326212) **PREPARED ON** : 28/10/2023 01:06 PM  
**GENERATED BY** : ADITYA KAUSHIK(365275) **GENERATED ON** : 28/10/2023 02:22 PM

**Narayana Multispeciality Hospital**

(A unit of Narayana Hrudayalaya Limited) CIN L85110KA2000PLC027497

Registered Office: 258/A, Bommasandra Industrial Area, Anekal Taluk, Bangalore 560099

Hospital Address: Sector-28, Kumbha Marg, Pratap Nagar, Jaipur 302033

Tel: +91 141 7122 233 | Email: info.jpr@narayanahealth.org | [www.narayanahealth.org](http://www.narayanahealth.org)

GST No. 08AABCN1685J1Z8



Appointments

**1800-309-0309 (Toll Free)**

Emergencies

**99837-32222**