



LETTER OF APPROVAL / RECOMMENDATION

To,

The Coordinator,
Mediwheel (Arcofemi Healthcare Limited)
Helpline number: 011- 41195959

Dear Sir / Madam,

Sub: Annual Health Checkup for the employees of Bank of Baroda

This is to inform you that the following employee wishes to avail the facility of Cashless Annual Health Checkup provided by you in terms of our agreement.

PARTICULARS	EMPLOYEE DETAILS
NAME	MRS. SAINI POOJA
EC NO.	74618
DESIGNATION	BRANCH OPERATIONS
PLACE OF WORK	PANIPAT, JAWA COMPLEX RAILWAY R
BIRTHDATE	01-02-1990
PROPOSED DATE OF HEALTH CHECKUP	26-03-2022
BOOKING REFERENCE NO.	21M74618100015588E

This letter of approval / recommendation is valid if submitted along with copy of the Bank of Baroda employee id card. This approval is valid from **16-03-2022** till **31-03-2022** The list of medical tests to be conducted is provided in the annexure to this letter. Please note that the said health checkup is a **cashless facility** as per our tie up arrangement. We request you to attend to the health checkup requirement of our employee and accord your top priority and best resources in this regard. The EC Number and the booking reference number as given in the above table shall be mentioned in the invoice, invariably.

We solicit your co-operation in this regard.

Yours faithfully,

Sd/-

Chief General Manager
HRM Department
Bank of Baroda



(Note: This is a computer generated letter. No Signature required. For any clarification, please contact Mediwheel (Arcofemi Healthcare Limited))

SUGGESTIVE LIST OF MEDICAL TESTS

FOR MALE	FOR FEMALE
CBC	CBC
ESR	ESR
Blood Group & RH Factor	Blood Group & RH Factor
Blood and Urine Sugar Fasting	Blood and Urine Sugar Fasting
Blood and Urine Sugar PP	Blood and Urine Sugar PP
Stool Routine	Stool Routine
Lipid Profile	Lipid Profile
Total Cholesterol	Total Cholesterol
HDL	HDL
LDL	LDL
VLDL	VLDL
Triglycerides	Triglycerides
HDL / LDL ratio	HDL / LDL ratio
Liver Profile	Liver Profile
AST	AST
ALT	ALT
GGT	GGT
Bilirubin (total, direct, indirect)	Bilirubin (total, direct, indirect)
ALP	ALP
Proteins (T, Albumin, Globulin)	Proteins (T, Albumin, Globulin)
Kidney Profile	Kidney Profile
Serum creatinine	Serum creatinine
Blood Urea Nitrogen	Blood Urea Nitrogen
Uric Acid	Uric Acid
HBA1C	HBA1C
Routine urine analysis	Routine urine analysis
USG Whole Abdomen	USG Whole Abdomen
General Tests	General Tests
X Ray Chest	X Ray Chest
ECG	ECG
2D/3D ECHO / TMT	2D/3D ECHO / TMT
Stress Test	Thyroid Profile (T3, T4, TSH)
PSA Male (above 40 years)	Mammography (above 40 years) and Pap Smear (above 30 years).
Thyroid Profile (T3, T4, TSH)	Dental Check-up consultation
Dental Check-up consultation	Physician Consultation
Physician Consultation	Eye Check-up consultation
Eye Check-up consultation	Skin/ENT consultation
Skin/ENT consultation	Gynaec Consultation





भारत सरकार
Government of India



पूजा सैनी
POOJA SAINI
जन्म तिथि/DOB: 01/02/1990
महिला/ FEMALE

7945 0341 7711

VID : 9100 9701 9604 2374

मेरा आधार, मेरी पहचान





भारतीय विशिष्ट पहचान प्राधिकरण
Unique Identification Authority of India™



पता:
डॉ. अमित, बुधराम कॉलोनी, जट्टल रोड, सोनधपुर (२६),
पानीपत,
हरियाणा - 132103



Address:
C/O: Amit, Budhram Colony, Jattal Road,
Sondhapur (26), Panipat,
Haryana - 132103

7945 0341 7711

VID : 9100 9701 9604 2374



1947



help@uidai.gov.in



www.uidai.gov.in

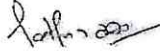


 बैंक बरोडा
Bank of Baroda

नाम: **POOJA SAINI**
Name:


कार्यवाही नुंठ नं. 74618
E. C. No.





उत्तरांच प्रदेशीय डी. ए. ए. (डि. ए.) डी. ए. ए. ए.
Issuing Authority DRM (CM) Chd Region





उत्तरांच प्रदेशीय डी. ए. ए. (डि. ए.) डी. ए. ए. ए.
Signature of Holder



Bank of Baroda (BoB)
BoB Ltd. 400 051, India
C-25, C-Block, Bandra-Kurla Complex
Mumbai-400 051, India
Phone : 91 22 0000 5100, Fax : 91 22 0000 5747

If found, please return to:
Asst. General Manager (Security)
Bank of Baroda, Baroda Corporate Center
C-25, C-Block, Bandra-Kurla Complex
Mumbai-400 051, India
Phone : 91 22 0000 5100, Fax : 91 22 0000 5747

संस्था / Blood Group : B+

संस्था / A Black Mark On Right Hand
Identification Marks :





OPD Credit Bill

Name : Mrs.POOJA SAINI
 Age/Sex : 32 YRS / Female
 MR No. : MR/22/002527
 Address : BUDHRAM COLONY, JATTAL ROAD (26) - PANIPAT, INDIA

Contact No. : 9467979009
 Date : 26-Mar-2022 10:19 AM
 Credit Bill : OBL/21-22/00025966
 Doctor : DR. AJIT SRIVASTAVA

Particulars	Units	Amount
Mediwheel Full Body Health Checkup Female Below 40 ()		1800.00
CARDIOLOGY		
2D ECHOCARDIOGRAPHY ()	1.00	
ECG CARDIO ()	1.00	
OPD CONSULTATION VISITS		
DR. AJIT SRIVASTAVA ()	1.00	
DR. BHARAT JINDAL ()	1.00	
PATHOLOGY		
BLOOD GROUP AND RH TYPE ()	1.00	
BLOOD SUGAR FASTING ()	1.00	
BLOOD UREA ()	1.00	
BSPP (BLOOD SUGAR PP) ()	1.00	
CREATININE SERUM ()	1.00	
LFT(LIVER FUNCTION TEST) ()	1.00	
LIPID PROFILE ()	1.00	
STOOL ROUTINE EXAMINATION ()	1.00	
URINE ROUTINE EXAMINATION ()	1.00	
SERUM URIC ACID ()	1.00	
COMPLETE HAEMOGRAM (CBC ESR) ()	1.00	
HBA1C ()	1.00	
THYROID PROFILE(T3, T4, TSH)TOTAL (1559)	1.00	
RADIOLOGY		
USG WHOLE ABDOMEN (UWA0)	1.00	
X RAY CHEST PA VIEW (ONE FILM) ()	1.00	
Total		1800.00
Discount		0.00
Amount Paid		0
Previous Bal.		0.00
To Receive		1800.00

0.00

Sponsored By : Mediwheel Full Body Health Checkup
 26-Mar-2022 10:19 AM Prepared By : VERSHA
Thank You For Your Business.

Signature

Printed By : Miss. VERSHA



(This is only professional opinion and not the diagnosis, Please correlate clinically)

National Highway No. 1, G.T. Road, Panipat -132103 (Haryana) Tel.: 0180-6600000 E-mail : parkpanipat@gmail.com
 Toll Free No. : 1800-102-6767 Visit us at : www.parkhospital.in

192.168.1.5/his/Design/common/OPDPackageReceipt.aspx?LedgerTransactionNo=LSHHI591222&access=21a723b1-8023-41d7-b2d8-1a3e4b22701... 1/1
PARK GROUP OF HOSPITALS : West Delhi • South Delhi • Gurgaon • Karnal • Panipat • Hodal • Ambala • Behror

the **health** care providers

the **health** care providers



Diagnosics S. No. : LSHHI591222	MR No. : MR/22/002527
Patient Name : Mrs. POOJA SAINI	Doctor : Dr. AJIT SRIVASTAVA
Age/Sex : 32 YRS Sex : Female	Date & Time : 26-Mar-2022 10:19 AM
OPD/IPD : OPD	Sample Collection : 26-Mar-2022 10:44 AM
IPDNo :	Reporting Date/Time : 26-Mar-2022 01:08 PM
	ReferDoctor :

BIO-CHEMISTRY

Test Name	Status	Result	Biological Reference Interval	Unit
<u>BLOOD GROUP And RH TYPE</u>				
ABO		" B "	-	
RH		POSITIVE	-	
<u>BLOOD SUGAR FASTING</u>				
BLOOD SUGAR FASTING		84	70-110	mg/dl
<u>BLOOD UREA</u>				
BLOOD UREA		25	10.0-45.0	mg/dl
<u>BSPP (BLOOD SUGAR PP)</u>				
BLOOD SUGAR PP		130	-	

HAEMATOLOGY

<u>COMPLETE HAEMOGRAM (CBC ESR)</u>				
HB		13.2	11.5-16.0	
TLC (Total Leucocyte Count)		8300	4000-11000	/cumm
NEUTROPHILS		60	45-75	%
LYMPHOCYTES		32	20-45	%
EOSINOPHILS		03	0-6	%
MONOCYTES		05	02-10	%
RBC		4.16	3.8-5.5	Millions/cmm
PCV/HAEMATOCRIT		38.0	35-45	%
MCV		91.3	76-96	fl
MCH	H	33.4	27-31	Picogram
MCHC	H	36.6	30-35	gm/dl
PLATELET COUNT		2.24	1.5-4.5	Lakh/cmm

(Signature)
Ajit Srivastava
26/3/22

(This is only professional opinion and not the diagnosis, Please correlate with clinical picture) Page 1 of 4

National Highway No. 1, G.T. Road, Panipat -132103 (Haryana) Tel.: 0180-6600000 E-mail: parkpanipat@gmail.com
Toll Free No.: 1800-102-6767 Visit us at : www.parkhospital.in

PARK GROUP OF HOSPITALS : West Delhi • South Delhi • Gurgaon • Karnal • Panipat • Hodal • Ambala • Behror



Diagnostics S. No. : LSHHI591222
 Patient Name : **Mrs. POOJA SAINI**
 Age/Sex : 32 YRS Sex : Female
 OPD/IPD : OPD
 IPDNo :
 MR No. : MR/22/002527
 Doctor : Dr. AJIT SRIVASTAVA
 Date & Time : 26-Mar-2022 10:19 AM
 Sample Collection : 26-Mar-2022 10:44 AM
 Reporting Date/Time : 26-Mar-2022 01:08 PM
 ReferDoctor :

ESR 14 0-20 mm/1sthr

BIO-CHEMISTRY

CREATININE SERUM

CREATININE 0.7 0.6-1.4 mg/dl

LFT(LIVER FUNCTION TEST)

BILIRUBIN (TOTAL) H **1.8** 0.1-1.2 mg/dl

BILIRUBIN DIRECT H **0.6** 0.0-0.3 mg/dl

BILIRUBIN INDIRECT H **1.2** 0.1-0.9 mg/dl

SGOT (AST) 33 0-40.0 IU/L

SGPT (ALT) 38 0-40 IU/L

ALK.PHOSPHATASE 125 39-137 IU/L

TOTAL PROTEIN 7.2 - gm/dl

ALBUMIN 4.0 3.20-5.0 gm/dl

GLOBULIN 3.2 2.30-3.80 gm/dl

LIPID PROFILE

TOTAL CHOLESTEROL 149 120-220 mg/dL

TRIGLYCERIDE 90 60-160 mg/dL

HDL-CHOLESTEROL 42 35-60 mg/dL

LDL CHOLESTEROL 89 0-130 mg/dL

VLDL 18 0-40 mg/dL

CYTOLOGY

SERUM URIC ACID


URIC ACID 3.2 3.0-7.2 mg/dl

IMMUNOLOGY

THYROID PROFILE(T3, T4, TSH)TOTAL

T3 149.0 60-181 ng/dl

T4 L **1.40** 4.5-12.6 ug/dl



(This is only professional opinion and not the diagnosis, Please correlate clinically)

National Highway No. 1, G.T. Road, Panipat -132103 (Haryana) Tel.: 0180-6600000 E-mail : parkpanipat@gmail.com
 Toll Free No.: 1800-102-6767 Visit us at : www.parkhospital.in

PARK GROUP OF HOSPITALS : West Delhi • South Delhi • Gurgaon • Karnal • Panipat • Hodal • Ambala • Behror



Diagnostics S. No. : LSHHI591222	MR No. : MR/22/002527
Patient Name : Mrs. POOJA SAINI	Doctor : Dr. AJIT SRIVASTAVA
Age/Sex : 32 YRS Sex : Female	Date & Time : 26-Mar-2022 10:19 AM
OPD/IPD : OPD	Sample Collection : 26-Mar-2022 10:44 AM
IPDNo :	Reporting Date/Time : 26-Mar-2022 01:08 PM
	ReferDoctor :

TSH H **9.60** 0.13-6.33 uIU/mL

CLINICAL PATHOLOGY

URINE ROUTINE EXAMINATION

VOLUME	25	5-100	ml
COLOUR	P.YELLOW	0-	
APPEARANCE	CLEAR	-	
URINE pH	6.5	-	
SP.GRAVITY	1.030	1.005-1.035	
URINE ALBUMIN	NIL	-	
URINE SUGAR	NIL	-	
PUS CELLS	4-6	1-2	/HPF
URINE RBC	1-2	0-1	/HPF
EPITHELIAL CELLS	2-3	2-3	/HPF
CASTS	NIL	-	
CRYSTALS	NIL	-	
OTHERS	NIL	-	



(This is only professional opinion and not the diagnosis, Please correlate clinically)

National Highway No. 1, G.T. Road, Panipat -132103 (Haryana) Tel.: 0180-6600000 E-mail : parkpanipat@gmail.com
Toll Free No.: 1800-102-6767 Visit us at : www.parkhospital.in

PARK GROUP OF HOSPITALS : West Delhi • South Delhi • Gurgaon • Karnal • Panipat • Hodal • Ambala • Behror



Diagnostics S. No. : LSHHI591222	MR No. : MR/22/002527
Patient Name : Mrs. POOJA SAINI	Doctor : Dr. AJIT SRIVASTAVA
Age/Sex : 32 YRS Sex : Female	Date & Time : 26-Mar-2022 10:19 AM
OPD/IPD : OPD	Sample Collection : 26-Mar-2022 10:44 AM
IPDNo :	Reporting Date/Time : 29-Mar-2022 12:28 PM
	ReferDoctor :

HAEMATOLOGY

HBA1C

INVESTIGATION

RESULT

UNIT

BIOLOGICAL REFERENCE
INTERVAL

HBA1C

4.80

%

4.6-6.2

WHOLE BLOOD(Turbidometric)

Diabetis.

6-7 -good control.

7-8 weak control

> 8 poor control

LAB TECHNICIAN

Dr. Bharat Jindal
Panipat
Dr. Bharat Jindal
MD (Pathology)

(This is only professional opinion and not the diagnosis, Please correlate clinically)

National Highway No. 1, G.T. Road, Panipat -132103 (Haryana) Tel.: 0180-6600000 E-mail: parkpanipat@gmail.com
Toll Free No.: 1800-102-6767 Visit us at : www.parkhospital.in

PARK GROUP OF HOSPITALS : West Delhi • South Delhi • Gurgaon • Karnal • Panipat • Hodal • Ambala • Behror

the **health** care providers

the **health** care providers



Park Hospital

Multi Super Speciality Hospital



Diagnostics S. No. : 25095	MR No. : MR/22/002023
Patient Name : Miss. POOJA	Doctor : Dr. RMO
Age/Sex : 18 YRS Sex : Female	Reporting Date/Time : 11-Mar-2022 11:34 AM
Visit Date & Time : 09-Mar-2022 02:38 PM	
OPD/IPD : OPD	IPD No :

XRAY

XRAY RIGHT SHOULDER AP/AXIAL

- The bones under view show preserved density without obvious lytic, sclerotic lesion or obvious cortical break.
- The joint spaces are preserved and the articular margins are smooth and congruous.
- The soft tissue planes around the bones and joints under view do not show obvious abnormality in the views obtained.

Advise: clinical correlation.

DR. TEJIENDER KHARBANDA
ULTRA SONOLOGIST (HN2152HMC)



This is only radiological professional opinion & not a final diagnosis. Xray, USG, CT, MRI also has its limitations, therefore the report should be interpreted in correlation with clinical & pathological findings.

Page 1 of 1

(This is only professional opinion and not the diagnosis. Please correlate clinically.)
National Highway No. 1 G.T. Road, Panipat - 132103 (Haryana) Tel.: 0180-6600000
E-mail: parkpanipat@gmail.com Toll Free No.: 1800-102-6767 Visit us at: www.parkhospital.in

Park Group of Hospitals: West Delhi • South Delhi • Gurgaon • Faridabad • Hodal • Panipat • Karnal

the health care providers the health care providers



Park Hospital



Diagnosis S. No. : **LS/112/2022** : MR/22/002527
Patient Name : **Mrs. POOJA SAINI** Doctor : **Dr. AJIT SRIVASTAVA**
Age/Sex : **32 YRS Sex : Female** Reporting Date/Time : **26-Mar-2022 12:40 PM**
Visit Date & Time : **26-Mar-2022 10:19 AM**
OPD/IPD : **OPD** IPD No :

ULTRASOUND

USG Abdomen (FEMALE)

LIVER:-

Liver appear normal in size. It shows normal echotexture. Intra hepatic biliary radicals appear normal. Portal vein diameter appears normal.

GALL BLADDER:-

Gall bladder is partially distended with normal wall thickness. No evidence of calculus or mass lesion is noted. No peri-cholecystic fluid seen. CBD normal in size.

PANCREAS:-

Visualised pancreas is normal in size and echopattern. No e/o mass lesion or calculi noted.

Kidneys:-

Both kidneys appear normal in size, shape and echopattern with normal cortical echogenecity and maintained cortico-medullary differentiation.

SPLEEN:-

Spleen is normal in size.

Urinary bladder:-

Urinary bladder is adequately distended with normal wall thickness. No evidence of intraluminal calculus or mass lesion is noted.

PELVIS

Uterus is normal in size, outline and echotexture. Endometrium measures 10.5 mm and is normal.

B/L ovaries are normal in size, outline and echotexture.

No adnexal mass lesion seen.

No free fluid seen in the abdomen and pelvis.

USG WHOLE ABDOMEN REVEALS: No significant abnormality detected.

Please correlate clinically.

DR. TEJENDER KHARBANDA
ULTRA SONOLOGIST (HN2152HMC)



This is only radiological professional opinion & not a final diagnosis. Xray, USG, CT, MRI also has its limitations, therefore the report should be interpreted in correlation with clinical & pathological findings.

Page 1 of 1

(This is only professional opinion and not the diagnosis. Please correlate clinically.)

National Highway No. 1 G.T. Road, Panipat - 132103 (Haryana) Tel.: 0180-6600000
E-mail: parkpanipat@gmail.com Toll Free No.: 1800-102-6767 Visit us at: www.parkhospital.in

Park Group of Hospitals: West Delhi • South Delhi • Gurgaon • Faridabad • Hodal • Panipat • Karnal

the health care providers the health care providers



Park Hospital



Diagnostics S. No. : **MR/22/002527**
Patient Name : **Mrs. POOJA SAINI** Doctor : **Dr. AJIT SRIVASTAVA**
Age/Sex : **32 YRS Sex : Female** Reporting Date/Time : **30-Mar-2022 02:54 PM**
Visit Date & Time : **26-Mar-2022 10:19 AM**
OPD/IPD : **OPD** IPD No : **:**

XRAY

Radiograph of the Chest (AP View)

Broncho-vascular markings are prominent seen .
Cardiomediastinal contour is maintained.
The hilar shadows appear normal.
Bilateral costophrenic angles are normal.
Bilateral domes of diaphragm are normal.
Visualized bones appear normal.

Please correlate clinically

DR. TEJIENDER KHARBANDA
ULTRA SONOLOGIST (HN2152HMC)



This is only radiological professional opinion & not a final diagnosis. Xray, USG, CT, MRI also has its limitations, therefore the report should be interpreted in correlation with clinical & pathological findings.

Page 1 of 1

(This is only professional opinion and not the diagnosis. Please correlate clinically.)

National Highway No. 1 G.T. Road, Panipat - 132103 (Haryana) Tel.: 0180-6600000
E-mail: parkpanipat@gmail.com Toll Free No.: 1800-102-6767 Visit us at: www.parkhospital.in

Park Group of Hospitals: West Delhi • South Delhi • Gurgaon • Faridabad • Hodal • Panipat • Karnal

the health care providers the health care providers