

**Fwd: Health Check up Booking Confirmed Request(bobE42887),Package Code-
PKG10000309, Beneficiary Code-62280**

1 message

8 August 2023 at 09:24

Abhishek Anand <anandabhishek303@gmail.com>
To: "cmlshospital@gmail.com" <cmlshospital@gmail.com>

----- Forwarded message -----

From: **Mediwheel** <wellness@mediwheel.in>

Date: Thu, 27 Jul, 2023, 15:43

Subject: Health Check up Booking Confirmed Request(bobE42887),Package Code-PKG10000309, Beneficiary Code-62280

To: <anandabhishek303@gmail.com>

Cc: <customercare@mediwheel.in>



Mediwheel
...Your wellness partner

**011-41195959**

Email:wellness@mediwheel.in

Dear **MR. ANAND ABHISHEK**,

Please find the confirmation for following request.

Booking Date : 27-07-2023
Package Name : Arcofemi MediWheel Full Body Annual Plus Male 2D ECHO (Metro)
Name of Diagnostic/Hospital : Cygnus MLS Hospital
Address of Diagnostic/Hospital : Plot No 4, Main Market, Kanjhawala Rd, Rama Vihar, Sector 38, Rohini - 110081
Contact Details : 7827652815
City : Delhi
State : DELHI
Pincode : 110081
Appointment Date : 08-08-2023
Confirmation Status : Confirmed ✓
Preferred Time : 8:00am-12:00pm
Comment : APPOINTMENT TIME 8:30AM

Instructions to undergo Health Check:

1. Please ensure you are on complete fasting for 10-To-12-Hours prior to check.
2. During fasting time do not take any kind of medication, alcohol, cigarettes, tobacco or any other liquids (except Water) in the morning.
3. Bring urine sample in a container if possible (containers are available at the Health Check centre).

CYGNUS MLS HOSPITAL
Plot No. 4, Main Kanjhawala Road
Near Balaji Mandir, Rama Vihar.

4. Please bring all your medical prescriptions and previous health medical records with you.
5. Kindly inform the health check reception in case if you have a history of diabetes and cardiac problems.

For Women:

1. Pregnant Women or those suspecting are advised not to undergo any X-Ray test.
2. It is advisable not to undergo any Health Check during menstrual cycle.

Request you to reach half an hour before the scheduled time.

In case of further assistance, Please reach out to Team Mediwheel.

© 2023-2024, Arcofemi Healthcare Limited.

CYGNUS HOSPITAL
Plot No. 4 Main Rohitawala Road
Near Balaji Mandir, Rama Vihar,
Delhi-110081

LOC REQ NO : 148174
PATIENT'S NAME : MR. ABHISHEK ANAND
AGE / SEX : 33 Y/ M
REFD BY : DR. CMO

REQ : 08/08/2023
REPORT : 08/08/2023

USG WHOLE ABDOMEN

Liver is normal in size **and shows diffuse increased echogenicity s/o fatty infiltration (Grade-I)**. No apparent focal lesion is seen. The intrahepatic biliary radicals are not dilated. Portal vein is normal in diameter.

Gall bladder is adequately distended. Wall thickness is normal. No apparent calculus / mass is seen.

CBD is normal in caliber with clear lumen.

Pancreas appears normal in size and echotexture.

Spleen appears normal in size and shows echotexture.

Both kidneys appears normal in size, shape and echotexture. No mass lesion is seen.

Both kidneys show normal parenchymal echotexture.

Cortical thickness and corticomedullary differentiation is maintained.

No apparent calculus / hydronephrosis is seen on both sides.

Urinary bladder is adequately distended. Wall thickness is normal. No apparent calculus / mass is seen.

Prostate appears normal in size, shape and echotexture.

No significant lymphadenopathy is noted. No free fluid is seen.



Dr. Ankit
Consultant Radiologist
DMC:64918

Operator: Ms. Anjali

Please correlate clinically and with other diagnostic techniques for diagnosis

NOTE: Not valid for medico-legal purpose

CYGNUS MLS HOSPITAL
Plot No. 4, Main Kanjhawala Road,
Near Balaji Mandir, Rama Vihar,
DELHI-110081

LOC REQ NO : 148174
PATIENT'S NAME : MR. ABHISHEK ANAND
AGE / SEX : 33 YRS / M
REFD BY : DR. CMO

REQUISITION : 08/08/2023
REPORT : 08/08/2023

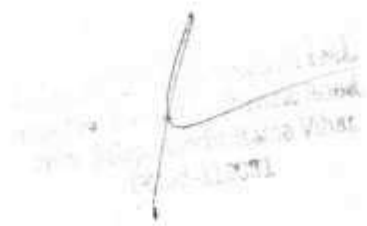
CHEST SKIAGRAM (PA VIEW)

- Bilateral lung parenchyma apparently normal.
- Bilateral hila appears normal
- Both CP angle appears clear
- Cardiac size appears normal.
- Visualized bony cage appear normal.



Dr. Ankit
Consultant Radiologist
DMC:64918

Please correlate clinically and with other diagnostic techniques for diagnosis
NOTE: Not valid for medico-legal purpose



Req No/Barcode : 2700067	Bed No : null / null
Loc.Req No : 148174	Bill Date : 08/08/2023
UHID NO / IP No : null / 0	Sample col Date : 08/08/2023
Name : Mr. ABHISHEK ANAND	Sample Rec Date :
Age/Gender : 33 Years8 Months18 Days / Male	Reporting Date : 08/08/2023 9.19 PM
Doctor Name : DR.CMO	TYPE : Direct

HAEMATOLOGY

INVESTIGATION	RESULTS	UNITS	REFERENCE RANGE
---------------	---------	-------	-----------------

COMPLETE HAEMOGRAM (CBC ESR)

HB (HAEMOGLOBIN)	10.7	L	gm/dl	11 - 16
TLC AND DLC				
TOTAL LEUCOCYTE COUNT (TLC)	5700		cells/cumm	4000 - 11000
NEUTROPHILS	63		%	40 - 75
LYMPHOCYTES	32		%	20 - 45
MONOCYTES	02		%	02 - 10
EOSINOPHILS	03		%	01 - 06
R.B.C	4.83		mill/cumm	3.8 - 5.8
PCV	34.9	L	%	37 - 47
MCV	72.3	L	femtoliter	76 - 96
MCH	22.2	L	picogram	27 - 32
MCHC	30.7		g/dl	30 - 35
PLATELET COUNT	3.46		lacs/cumm	1.5 - 4.5
ESR				
ESR	35	H	mm/hrs	0 - 21

*** End Of The Report ***

Cygnus Hospital
 Plot No. 4, Main Kanjhawala Road, Near Balaji Mandir, Rama Vihar, Delhi-110081
 08/08/2023

Req No/Barcode	: 2700067	Bed No	: null / null
Loc.Req No	: 148174	Bill Date	: 08/08/2023
UHID NO / IP No	: null / 0	Sample col Date	: 08/08/2023
Name	: Mr. ABHISHEK ANAND	Sample Rec Date	:
Age/Gender	: 33 Years8 Months18 Days / Male	Reporting Date	: 08/08/2023 9.18 PM
Doctor Name	: DR.CMO	TYPE	: Direct

HAEMATOLOGY

INVESTIGATION	RESULTS	UNITS	REFERENCE RANGE
---------------	---------	-------	-----------------

BLOOD GROUP & HR TYPE

BLOOD GROUP

BLOOD GROUP

B

RH FACTOR

POSITIVE

*** End Of The Report ***

CYGNUS MLS HOSPITAL
 Plot No. 4, Main Kanjhawala Road, Near Balaji Mandir, Rama Vihar, Delhi-110081
 Corporate Office: Ground Floor, Enkay Centre, Udyog Vihar, Phase 5, Gurgaon, Haryana - 122016
 Regd. Office: 150B, Cyber City, Gurgaon, Haryana - 122002

[Signature]
 Dr. VIRUL JAIN
 MICROBIOLOGIST
 MRRS MD

Req No/Barcode : 2700067	Bed No : null / null
Loc.Req No : 148174	Bill Date : 08/08/2023
UHID NO / IP No : null / 0	Sample col Date : 08/08/2023
Name : Mr. ABHISHEK ANAND	Sample Rec Date :
Age/Gender : 33 Years8 Months18 Days / Male	Reporting Date : 08/08/2023 9.22 PM
Doctor Name : DR.CMO	TYPE : Direct

BIOCHEMISTRY

INVESTIGATION	RESULTS	UNITS	REFERENCE RANGE
LIPID PROFILE.(TOTAL CHOLESTEROL,LDL,HDL,TRIEIGLYCERIDES)			
LIPID PROFILE			
CHOLESTEROL	315	mg/dl	150-250
TRIGLYCERIDE	64	mg/dl	40-150
HDL	42	mg/dl	30-80
LDL	260.20	mg/dl	60-130
VLDL	12.80	mg/dl	0 - 30
LDL/HDL RATIO	6.20		0 - 3.55
T. CHOLESTROL/HDL RATIO	7.50	H	0 - 3.3

*** End Of The Report ***



TRIGLYCERIDE level > 250mg/dL is associated with an approximately 2-fold greater risk of coronary vascular disease.Elevation of triglycerides can be seen with obesity, medication,

Hospital Address: Plot No. 1, Main Kanhayala Road, Near Balaji Mandir, Rama Vihar, Delhi - 110081 | T. +91 9999655155 / 255155 | E. cmishospital@gmail.com
 Corporate Office: PBA/MD/CK/BL/CP Centre, Udyog Vihar, Phase 5, Gurgaon, Haryana - 122016
 Regd. Office: 590, Cygnus MLS Hospitals Private Limited, Sainik Vihar, Pitampura, New Delhi - 110034 | Tel No: 011-25953457
 Cygnus hospitals also at: Haryana: Sonapat, Panipat, Karnal, Kurukshetra | Kathal, Bahadurganj, Rewari | Delhi: Nangol, Rama Vihar | Uttar Pradesh: Kanpur, Ghazipur, Ghazipur, Ghazipur | Bihar: Patna
 and primary prevention of cholesterol levels 200 as 210 mg/dl
 Dr. VIPUL JAIN
 MICROBIOLOGIST
 MBBS MD

Req No/Barcode	: 2700067	Bill Date	: 08/08/2023
Loc.Req No	: 148174	Sample col Date	: 08/08/2023
UHID NO / IP No	: null / 0	Sample Rec Date	:
Name	: Mr. ABHISHEK ANAND	Reporting Date	: 08/08/2023 9.20 PM
Age/Gender	: 33 Years8 Months18 Days / Male	TYPE	: Direct
Doctor Name	: DR.CMO		

BIOCHEMISTRY Bed No null / null

INVESTIGATION	RESULTS	UNITS	REFERENCE RANGE
LFT(LIVER FUNCTION TEST)			
LET			
BILLIRUBIN TOTAL	0.6	mg/dl	0.3 - 1.2
BILLIRUBIN DIRECT	0.2	mg/dl	0.0 - 0.3
BILLIRUBIN INDIRECT	0.4	md/dl	0 - 0.9
SGOT (AST)	18	U/L	05 - 39
SGPT (ALT)	22	U/L	00 - 41
ALKALINE PHOSPHATASE	53	IU/L	30 - 117
TOTAL PROTEIN	7.0	g/dl	6.0 - 8.3
SERUM ALBUMIN	3.9	g/dl	3.8 - 5.4
GLOBULIN	3.1	g/dl	1.5 - 3.6
A/G RATIO	1.2		

*** End Of The Report ***

CYGNUS MLS HOSPITAL
 Plot No. 4, Main Karjhwala Road, Near Balaji Mandir, Rama Vihar, Delhi-110081
 Haryana
 011-25953457



Dr. VIPUL JAIN
 MICROBIOLOGIST
 MBBS, MD

Lab Technician

User: PRAMOD KUMAR

Hospital Address: Plot No. 4, Main Karjhwala Road, Near Balaji Mandir, Rama Vihar, Delhi-110081 | T. +91 9999655155 / 255 | E. cmshospital@gmail.com

Print Date & Time: 08/08/2023 7:10 PM
 Cygnus Center, Sainik Vihar, Phase 5, Gurgaon, Haryana - 122016

Regd. Office: 500, Cygnus MLS Hospitals Private Limited, Sainik Vihar, Pitampura, New Delhi - 110034 | Tel No: 011-25953457.

Cygnus hospitals also at: Haryana: Sonapat | Panipat | Karnal | Kurukshetra | Kaithal | Bahadurgarh | Rewari | Delhi : Nangloi | Rama Vihar | Uttar Pradesh : Kanpur | Varanasi | Uttarakhand : Kashipur


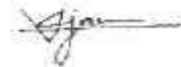
CIN : U85100DL2015PTC280849

Req No/Barcode	: 2700067	Bill Date	: 08/08/2023
Loc.Req No	: 148174	Sample col Date	: 08/08/2023
UHID NO / IP No	: null / 0	Sample Rec Date	:
Name	: Mr. ABHISHEK ANAND	Reporting Date	: 08/08/2023 9.18 PM
Age/Gender	: 33 Years8 Months18 Days / Male	TYPE	: Direct
Doctor Name	: DR.CMO		

BIOCHEMISTRY Bed No null / null

INVESTIGATION	RESULTS	UNITS	REFERENCE RANGE
BSPP (BLOOD SUGAR PP)			
BLOOD SUGAR (PP)			
BLOOD SUGAR PP	118	mg/dl	60 - 140

*** End Of The Report ***

Dr. VIPUL JAIN
MICROBIOLOGIST
MBBS, MD

Lab Technician

User: PRAMOD KUMAR

Hospital Address: Plot No. 4, Main Kanjhawala Road, Near Baiji Mandir, Rama Vihar, Delhi-110081 | T. +91 9999655155 / 255 | E. cmlshospital@gmail.com

Print Date & Time: 08/08/2023 7:10 PM
Regd. Office: 500, Cygnus MLS Hospitals Private Limited, Sainik Vihar, Pitampura, New Delhi - 110034 | Tel No: 011-25953457.

Cygnus hospitals also at: Haryana: Sonapat | Panipat | Karnal | Kurukshetra | Kaithal | Bahadurgarh | Rewari | Delhi: Nangloi | Rama Vihar | Uttar Pradesh: Kanpur | Varanasi | Uttarakhand: Kashipur

CIN : U85100DL2015PTC280849

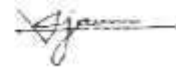
Req No/Barcode : 2700067	Bill Date : 08/08/2023
Loc.Req No : 148174	Sample col Date : 08/08/2023
UHID NO / IP No : null / 0	Sample Rec Date :
Name : Mr. ABHISHEK ANAND	Reporting Date : 08/08/2023 9.18 PM
Age/Gender : 33 Years8 Months18 Days / Male	TYPE : Direct
Doctor Name : DR.CMO	

BIOCHEMISTRY Bed No null / null

INVESTIGATION	RESULTS	UNITS	REFERENCE RANGE
BSF (BLOOD SUGAR FASTING)			
BLOOD SUGAR (FASTING)			
BLOOD SUGAR (FASTING)	92	mg/dl	70 - 110

*** End Of The Report ***

CYGNUS HOSPITAL
 Plot No. 4, Main Kanjhawala Road, Near Balaji Mandir, Rama Vihar, Delhi-110081
 Near Balaji Mandir, Rama Vihar, Delhi-110081



Dr. VIPUL JAIN
 MICROBIOLOGIST
 MBBS, MD

Lab Technician

User: PRAMOD KUMAR

Date	08/08/2023	Patient ID	10235202
Name	MR. ABHISHEK ANAD	SP Coll.	08/08/2023 15:51:24
Sex / Age	Male / 33 Yrs	SP Rec.	08/08/2023 15:51:26
Ref by	CYGNUS MLS HOSPITAL	Auth Dt	08/08/2023 17:01:57
Srf Id.		Print Dt.	09/08/2023 19:15:07
Sample	SERUM	UID :	P1011431

Test Name	Result	Unit	Biological Ref Interval
-----------	--------	------	-------------------------

BIOCHEMISTRY

1533-G G T P (Method : Enzymatic calorimetric)	73.8	U/L	0.0 - 50.0
---	-------------	-----	------------

CYGNUS MLS HOSPITAL
 Plot No. 11, Main Kanjhawala Road,
 Near Balaji Mandir, Rama Vihar,
 Delhi - 110041

Devan



Date 08/08/2023
Name MR. ABHISHEK ANAD
Sex / Age Male / 33 Yrs
Ref by CYGNUS MLS HOSPITAL
Srf Id.
Sample Whole Blood



Patient ID 10235202
 SP Coll. 08/08/2023 15:51:24
 SP Rec. 08/08/2023 15:51:26
 Auth Dt 08/08/2023 21:18:12
 Print Dt. 09/08/2023 19:15:07
 UID : P1011431

Test Name	Result	Unit	Biological Ref Interval
1510-HbA1c (glyco HB) <small>SP- Whole Blood Method HPLC</small>	6.1	%	4.0 - 5.7

EXPECTED VALUES :-

Guidance for Non diabetics	
Metabolically healthy patients	4.0 - 6.0 %
Good Control	6.0 - 7.0 %
Fair Control	7.0 - 8.0 %
Poor Control	> 8.0 %

Reference Range as per ADA Guidelines	
Below 5.7 %	Normal
5.8 - 6.4 %	Pre-diabetic
≥ 6.5 %	Diabetic

REMARKS :-

in vitro quantitative determination of HbA1c in whole blood is utilized.
 In long term monitoring of glycemia. The HbA1c level correlates with the mean glucose concentration prevailing in the course of the patient's recent history (approx - 6 - 8 weeks) and therefore provides determination of blood glucose or urinary glucose. It is recommended that the determination of HbA1c be performed at intervals of 4 - 6 weeks during diabetes mellitus therapy. Result of HbA1c should be assessed in conjunction with the patient's medical history clinical examination and other findings.

CYGNUS MLS HOSPITAL
 Plot No. 4, Kanjhawala Road, Near Balaji Mandir, Ram Vihar, Delhi - 110034
 Near Balaji Mandir, Ram Vihar, Delhi - 110034

Signature



Date 08/08/2023
Name MR. ABHISHEK ANAD
Sex / Age Male / 33 Yrs
Ref by CYGNUS MLS HOSPITAL
Srf Id.
Sample SERUM



Patient ID 10235202
 SP Coll. 08/08/2023 15:51:24
 SP Rec. 08/08/2023 15:51:26
 Auth Dt 08/08/2023 18:47:08
 Print Dt. 09/08/2023 19:15:07
 UID : P1011431

HORMONES

Immuno Assays were performed on fully automated Advia Centaur Hormone analyzer

TUMOR MARKER

1539-PSA PROSTATIC SPECIFIC ANTIGEN 0.48 ng/ml

SP-SERUM

Sandwich Direct CLIA

EXPECTED VALUES :

99% :	of Healthy males	0.0-4.0 ng/ml
80% :	of Benign prostatic hypertrophy	0.0-4.0 ng/ml
81% :	of Prostatic Carcinoma	Above 4.0 ng/ml

PSA is reliable tumor marker for already diagnosed prostatic carcinoms. It is uniquely associated only with prostatic tissue, and therefore is specific for it. Baseline levels measured prior to therapeutic intervention and followed later by serial periodical measurements with predict the outcome of therapy. It is also helps in early discovery of recurrences, relapses and metastases.

RECOMMENDED TESTING INTERVALS :

First Determination	Preoperatively (Baseline)
Second Determination	2-4 days Postoperatively
Third Determination	Before discharge from hospital
Follow-up Determinations	
If levels are high/show rising trend	Monthly
If levels are normal	Every 3 monthly initially, later annually.

In general, tumor marker levels are directly proportional to the tumor mass and the stage of the cancer. However, it is the rate of change of the tumor marker level which is more important, rather than its absolute value. A 50% change may be considered clinically significant. It must be emphasised that PSA may also be elevated in benign prostatic hypertrophy and inflammatory conditions of the surrounding genito urinary tract. Therefore, this parameter should never be used as a screening test for test diagnosing prostatic carcinoma.

1559-THYROID PROFILE

1560-TOTAL TRIIODOTHYRONINE (T3) Competitive CLIA	1.12	ng/ml	0.69 - 2.15
1561-TOTAL THYROXINE (T4) Competitive CLIA	5.4	ug/dl	5.5 - 12.5



CYGNUS MLS HOSPITAL

Hospital Address: Plot No. 4, Main Kanjhawala Road, Near Balaji Mandir, Rama Vihar, Delhi-110081 | T. +91 9999655155 / 255 | E. cmlshospital@gmail.com
 Corporate Office: Ground Floor, Enkay Centre, Udyog Vihar, Phase 5, Gurgaon, Haryana - 122016

Legal Office: 500, Cygnus MLS Hospitals Private Limited, Sainik Vihar, Pitampura, New Delhi - 110034 | Tel No: 011-25953457.

Cygnus hospitals also at: Haryana: Sonapat | Panipat | Karnal | Kurukshetra | Kaithal | Bahadurgarh | Rewari | Delhi: Rongli | Rama Vihar | Uttar Pradesh: Kanpur | Varanasi | Uttarakhand: Kashipur

IN : UPTC2015PTC280849

Date 08/08/2023
Name MR. ABHISHEK ANAD
Sex / Age Male / 33 Yrs
Ref by CYGNUS MLS HOSPITAL
Srf Id.
Sample SERUM



Patient ID 10235202
 SP Coll. 08/08/2023 15:51:24
 SP Rec. 08/08/2023 15:51:26
 Auth Dt 08/08/2023 18:47:08
 Print Dt. 09/08/2023 19:15:07
 UID : P1011431

1562-THYROID STIMULATING HORMONES (TSH) 1.37 uIU/ml 0.50 - 5.00
 Sandwich CLIA

INTERPRETATION:

THYROID STIMULATING HORMONE (TSH)

The TSH levels are inversely related to T3 & T4 levels. In primary hypothyroidism TSH levels are high while T3&T4 levels are low whereas in primary hyperthyroidism TSH levels are low with high T3&T4 levels. A low T3 & T4 in the presence of low or normal TSH indicates hypothalamic or pituitary dysfunction. A high TSH in the presence of normal or high T4 suggests in appropriate TSH secretion.

INCREASED LEVELS are seen in primary hypothyroidism, inappropriate TSH secretion, systemic illness, rarely in TSH secreting pituitary tumours (secondary hyperthyroidism).

DECREASED LEVELS are seen in secondary hypothyroidism, Hyperthyroidism.

INTERPRETATION:

Serum T3, T4, TSH measurements from the three components of Thyroid screening panel.

TRIIODOTHYRONINE (T3)

INCREASED LEVELS are seen in graves disease, T3 thyrotoxicosis, Thyroid hormone resistance, Functional thyroid adenoma.

DECREASED LEVELS are seen IN Nonthyroidal illness, Hypothyroidism (one third cases)

THYROXINE (T4) - Normal T4 levels accomplished by elevated T3 levels seen in T3 Thyroxiosis.

INCREASED LEVELS are seen in hyperthyroidism, Thyroid hormone resistance.

DECREASED LEVELS are seen in Primary hypothyroidism, secondary hypothyroidism.

THYROID STIMULATING HORMONE (TSH)

The TSH levels are inversely related to T3 & T4 levels. In primary hypothyroidism TSH levels are high while T3&T4 levels are low whereas in primary hyperthyroidism TSH levels are low with high T3&T4 levels. A low T3 & T4 in the presence of low or normal TSH

CYGNUS MLS HOSPITAL
 Plot No. 4, Main Kanjhawala Road,
 Near Balaji Mandir, Rama Vihar,
 Delhi-110081



Hospital Address: Plot No. 4, Main Kanjhawala Road, Near Balaji Mandir, Rama Vihar, Delhi-110081 | T. +91 9999655155 / 255 | E. cmshospital@gmail.com

Ground Floor, Enkay Centre, Udyog Vihar, Phase 5, Gurgaon, Haryana - 122016

Cygnus MLS Hospitals Private Limited, Sainik Vihar, Pitampura, New Delhi - 110034 | Tel No: 011-25953457.

at: Haryana: Sohpal | Panipat | Karnal | Kurukshetra | Kailhal | Bahadurganj | Rewari | Delhi: Nangla | Rama Vihar | Uttar Pradesh: Kanpur | Varanasi | Uttarakhand: Kashipur


280849

Req No/Barcode	: 2700067	Bill Date	: 08/08/2023
Loc.Req No	: 148174	Sample col Date	: 08/08/2023
UHID NO / IP No	: null / 0	Sample Rec Date	:
Name	: Mr. ABHISHEK ANAND	Reporting Date	: 08/08/2023 9.20 PM
Age/Gender	: 33 Years8 Months18 Days / Male	TYPE	: Direct
Doctor Name	: DR.CMO		

BIOCHEMISTRY Bed No null / null

INVESTIGATION	RESULTS	UNITS	REFERENCE RANGE
BUN (BLOOD UREA NITROGEN)			
<u>BUN (BLOOD UREA NITROGEN)</u>			
BUN (BLOOD UREA NITROGEN)	18	mg/dll	6 - 21

*** End Of The Report ***



Lab Technician

User: PRAMOD KUMAR



Dr. VIPUL JAIN
MICROBIOLOGIST
MBBS, MD

Req No/Barcode : 2700067	Bed No : null / null
Loc.Req No : 148174	Bill Date : 08/08/2023
UHID NO / IP No : null / 0	Sample col Date : 08/08/2023
Name : Mr. ABHISHEK ANAND	Sample Rec Date :
Age/Gender : 33 Years8 Months18 Days / Male	Reporting Date : 08/08/2023 9.21 PM
Doctor Name : DR.CMO	TYPE : Direct

BIOCHEMISTRY

INVESTIGATION	RESULTS	UNITS	REFERENCE RANGE
SERUM CREATININE			
CREATININE			
CREATININE	1.3	mg/dl	0.7 - 1.3

*** End Of The Report ***

CYGNUS MLS HOSPITAL
 Plot No. 4, Main Kanjhawala Road,
 Near Balaji Mandir, Rama Vihar,
 Delhi-110081


[Signature]
Dr. VIBHU JAIN
 MICROBIOLOGIST
 MBBS MD

Req No/Barcode	: 2700067	Bill Date	: 08/08/2023
Loc.Req No	: 148174	Sample col Date	: 08/08/2023
UHID NO / IP No	: null / 0	Sample Rec Date	:
Name	: Mr. ABHISHEK ANAND	Reporting Date	: 08/08/2023 9.21 PM
Age/Gender	: 33 Years8 Months18 Days / Male	TYPE	: Direct
Doctor Name	: DR.CMO		

BIOCHEMISTRY Bed No null / null

INVESTIGATION	RESULTS	UNITS	REFERENCE RANGE
SERUM URIC ACID			
URIC ACID			
URIC ACID	6.4	mg/dl	3.5 - 6.5

*** End Of The Report ***




Dr. VIPUL JAIN
MICROBIOLOGIST
MBBS, MD

Lab Technician


User: PRAMOD KUMAR

Req No/Barcode	: 2700067	Bill Date	: 08/08/2023
Loc.Req No	: 148174	Sample col Date	: 08/08/2023
UHID NO / IP No	: null / 0	Sample Rec Date	:
Name	: Mr. ABHISHEK ANAND	Reporting Date	: 08/08/2023 9.22 PM
Age/Gender	: 33 Years8 Months18 Days / Male	TYPE	: Direct
Doctor Name	: DR.CMO		

BIOCHEMISTRY Bed No null / null

INVESTIGATION	RESULTS	UNITS	REFERENCE RANGE
PROTEIN TOTAL SERUM			
TOTAL PROTEIN			
TOTAL PROTEIN	7.0	g/dl	6.0 - 8.3

*** End Of The Report ***




Dr. VIPUL JAIN
MICROBIOLOGIST
MBBS, MD

Lab Technician

User: PRAMOD KUMAR

Hospital Address: Plot No. 4, Main Kanjhawala Road, Near Balaji Mandir, Rama Vihar, Delhi-110081 | T. +91 9999655155 / 255 | E. cmlshospital@gmail.com

Print Date & Time: 08/08/2023 7:12 PM
 Copy Address: Ground Floor, Balaji Central, Rama Vihar, Phase 5, Gurgaon, Haryana - 122016

Regd. Office: 500, Cygnus MLS Hospitals Private Limited, Sainik Vihar, Pitampura, New Delhi - 110034 | Tel No: 011-25953457.

Cygnus hospitals also at: Haryana: Sonapat | Panipat | Karnal | Kurukshetra | Kailhal | Bahadurgarh | Rewari | Delhi: Nangloi | Rama Vihar | Uttar Pradesh: Kanpur | Varanasi | Uttarakhand: Kashipur

CIN : U85100DL2015PTC280849

Req . No	: 2700067	Requisition Date	: 08/08/2023
Name	: Mr. ABHISHEK ANAND	Sample Col Date	: 08/08/2023
Age/Gende	: 33 Years 8 Months 18 Days / Male	Sample Col Date	: null
Doctor Nm	: DR.CMO	Reporting Date	: 08/08/2023 9.21 PM
		OP/IP NO	:

PATHOLOGY

INVESTIGATION	RESULT	UNITS	REFERENCE RANGE
URINE SUGAR FASTING			
URINE GLUCOSE	NIL		

*** End Of The Report ***

CYGNUS MLS HOSPITAL
 Plot No. 4, Main Kanjhawala Road
 Near Balaji Mandir, Rama Vihar,
 DELHI-110081

Req. No	: 2700067	Requisition Date	: 08/08/2023
Name	: Mr. ABHISHEK ANAND	Sample Col Date	: 08/08/2023
Age/Gende	: 33 Years 8 Months 18 Days / Male	Sample Col Date	: null
Doctor Nm	: DR.CMO	Reporting Date	: 08/08/2023 9.20 PM
		OP/IP NO	:

PATHOLOGY

INVESTIGATION	RESULT	UNITS	REFERENCE RANGE
---------------	--------	-------	-----------------

URINE SUGAR PP
URINE GLUCOSE

NIL

*** End Of The Report ***


CYGNUS MLS HOSPITAL
Plot No. 4, Main Kanjhawala Road,
Near Balaji Mandir, Rama Vihar,
Delhi-110081

Req No/Barcode : 2700067	Bill Date : 08/08/2023
Loc.Req No : 148174	Sample col Date : 08/08/2023
UHID NO / IP No : null / 0	Sample Rec Date :
Name : Mr. ABHISHEK ANAND	Reporting Date : 08/08/2023 9.21 PM
Age/Gender : 33 Years8 Months18 Days / Male	TYPE : Direct
Doctor Name : DR.CMO	

MICROBIOLOGY Bed No null / null

INVESTIGATION	RESULTS	UNITS	REFERENCE RANGE
URINE ROUTINE MICROSCOPY			
<u>PHYSICAL EXAMINATION.</u>			
QUANTITY	30		
COLOUR	P.YELLOW		
APPEARANCE	SLIGHTLY HAZY		
PH	6.5		1 - 7
SPECIFIC GRAVITY	1.005		
<u>CHEMICAL EXAMINATION</u>			
ALBUMIN	NIL		
SUGAR	NIL		
<u>MICROSCOPIC EXAMINATION</u>			
PUS CELLS	1-2	HPF	
EPITHELIAL CELLS	1-2	HPF	
RBCs	NIL		
CASTS	NIL		
CRYSTALS	NIL		
BACTERIA	NIL		
OTHERS	NIL		

*** End Of The Report ***



Dr. VIPUL JAIN
MICROBIOLOGIST
MBBS, MD

Lab Technician

User: PRAMOD KUMAR

ECHOCARDIOGRAPHY & COLOR DOPPLER REPORT

Patient's ID : 148174
Patient's Name: MR. ABHISHEK ANAND
Ref By :

Date:08/08/2023
Age / Sex: Yrs. 33/M

ECHOCARDIOGRAPHIC WINDOW : Good.

2D & M MODE ECHOCARDIOGRAPHY

Left ventricle	44.9	mm (20 - 28 mm / m ²)	ESD:	34.0	mm (13 - 21 mm / m ²)
IVS:	14.1	mm (6 - 11 mm)	PW:	13.6	mm (6 - 11 mm)
Ejection fraction:		55% (67 ± 8%)	FS:	27%	(34 - 44 %)
IVS: Intact			LV clot		Absent

Left atrium/ Aorta 33.1/ 24.0mm

Right ventricle Normal

Right atrium Normal

Pericardium Normal with no pericardial effusion

2D:

Mitral valve
AML/ PML: Normal

Tricuspid valve Normal

Aortic valve Normal

Pulmonary valve Normal

I. Continuous & Pulse Wave Doppler study

Valve	Velocity (m/sec)			Gradient (mmHg)			Valve area (PHT Method)	Regurg.
	Peak	Mean	EDV	Peak	Mean	EDG		
Mitral	E=0.56 A=0.82							NIL
Tricuspid								NIL
Aortic	1.01							NIL
Pulmonary	0.94							NIL

CYGNUS MLS HOSPITAL
 Plot No. 1, Near Balaji Mandir, Rama Vihar,
 Near Balaji Mandir, Rama Vihar,
 Delhi-110081


COMMENTS :

- ◆ LVEF =55%
- ◆ Grade I Diastolic dysfunction (Confirmed by TDI)
Normal LV echo-texture
- ◆ Normal RV function
- ◆ Normal IVC size & RV filling pressures
- ◆ IAS/IVS intact
- ◆ No clot / vegetation / pericardial effusion.

IMPRESSION

LVEF-55%

Grade I Diastolic dysfunction (Confirmed by TDI)


Dr. NISHANT VERMA
MD (Medicine), DM (Cardiology)
Consultant Cardiologist

Not valid for medico legal purposes
Please correlate clinically

Mr. MR ABHISHEK ANAND
I.D. : 148174
AGE/SEX : 33/M
RECORDED : 08/08/23

RATE : 75 BPM
B.P. : 120/80 mmHg

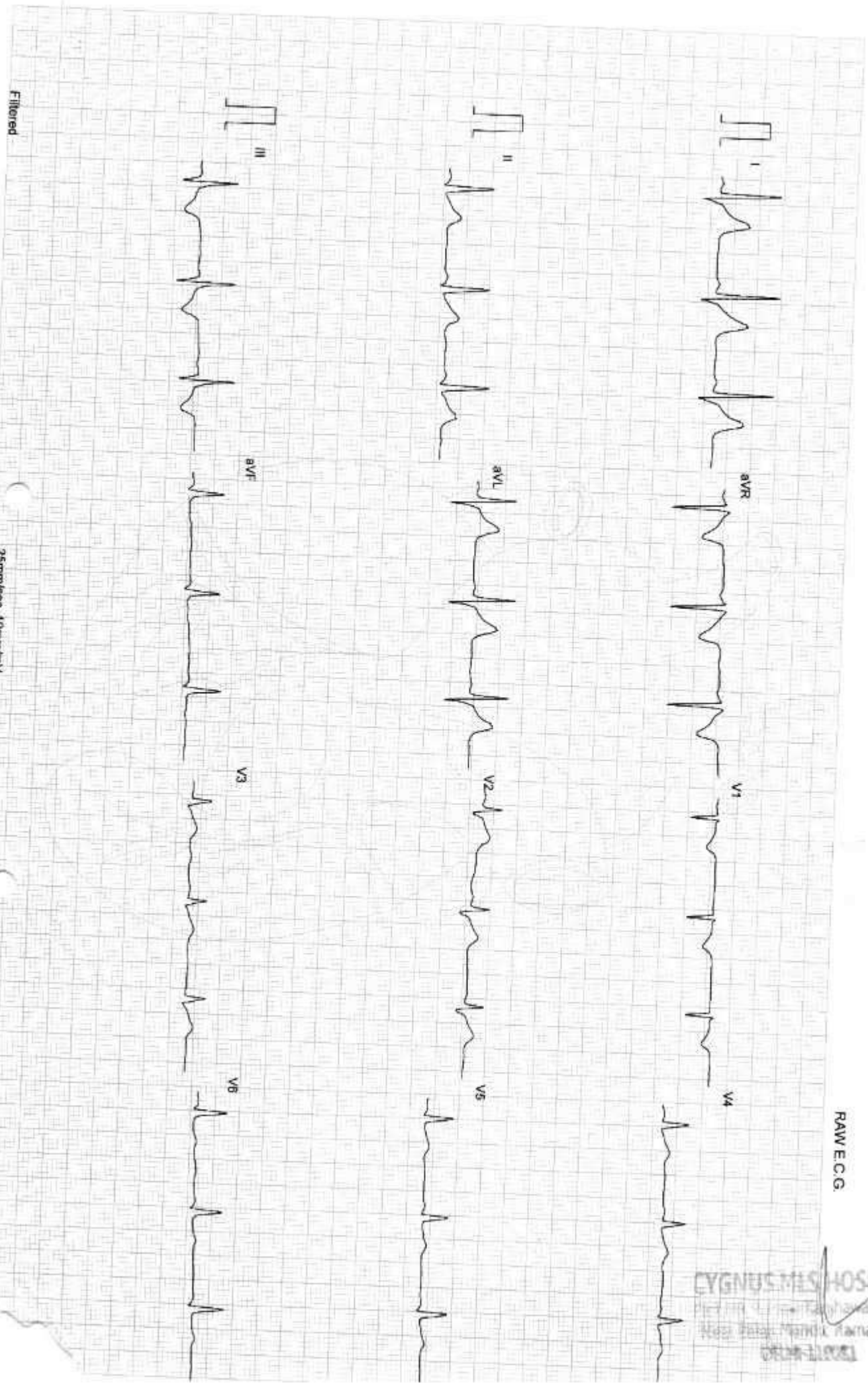
CYGNUS MLS HOSPITAL

SUPINE
PRETEST

ST @ 10mm/mV
80ms PostJ

RAW E.C.G.

CYGNUS MLS HOSPITAL
Plot No. 11, Tatyasaheb Road,
Near Bazar, Marolli Naha Vihar,
DART-RODA



CYGNUS MLS HOSPITAL

RAMA VIHAR NEW DELHI-110081

MR. MR ABHISHEK ANAND
 Age/Sex : 33/M
 Ref by :
 Indication1 :
 Indication2 :
 Indication3 :

ID : 148174
 H/W : /
 Recorded : 08/08/23

TREADMILL TEST SUMMARY REPORT
 Protocol: BRUCE
 History:
 Medication1 :
 Medication2 :
 Medication3 :

PHASE	PHASE TIME	STAGE TIME	SPEED (Km./Hr.)	GRADE (%)	H.R. (BPM)	B.P. (mmHg)	RPP X100	II	ST LEVEL (mm) V2	V5	METS
SUPINE					75	120/80	90	0.6	0.8	0.2	
STAGE 1	2:59	2:59	2.70	10.00	125	120/80	150	0.2	1.3	0.1	4.80
STAGE 2	5:59	2:59	4.00	12.00	100	120/80	120	1.0	1.4	0.6	7.10
STAGE 3	6:59	0:59	5.40	14.00	155	120/80	185	-0.3	1.1	-0.3	8.06
PEAK EXER	7:10	1:10			158	120/80	189	0.1	0.8	-0.1	8.23

RESULTS
 Exercise Duration : 7:10 Minutes
 Max Heart Rate : 158 bpm 84 % of target heart rate 187 bpm
 Max Blood Pressure : 120/80 mmHg
 Max Work Load : 8.23 METS
 Reason of Termination :
IMPRESSIONS

Cardiologist

Mr. MR ABHISHEK ANAND
LD : 148174
AGE/SEX : 33M
RECORDED : 08/08/23

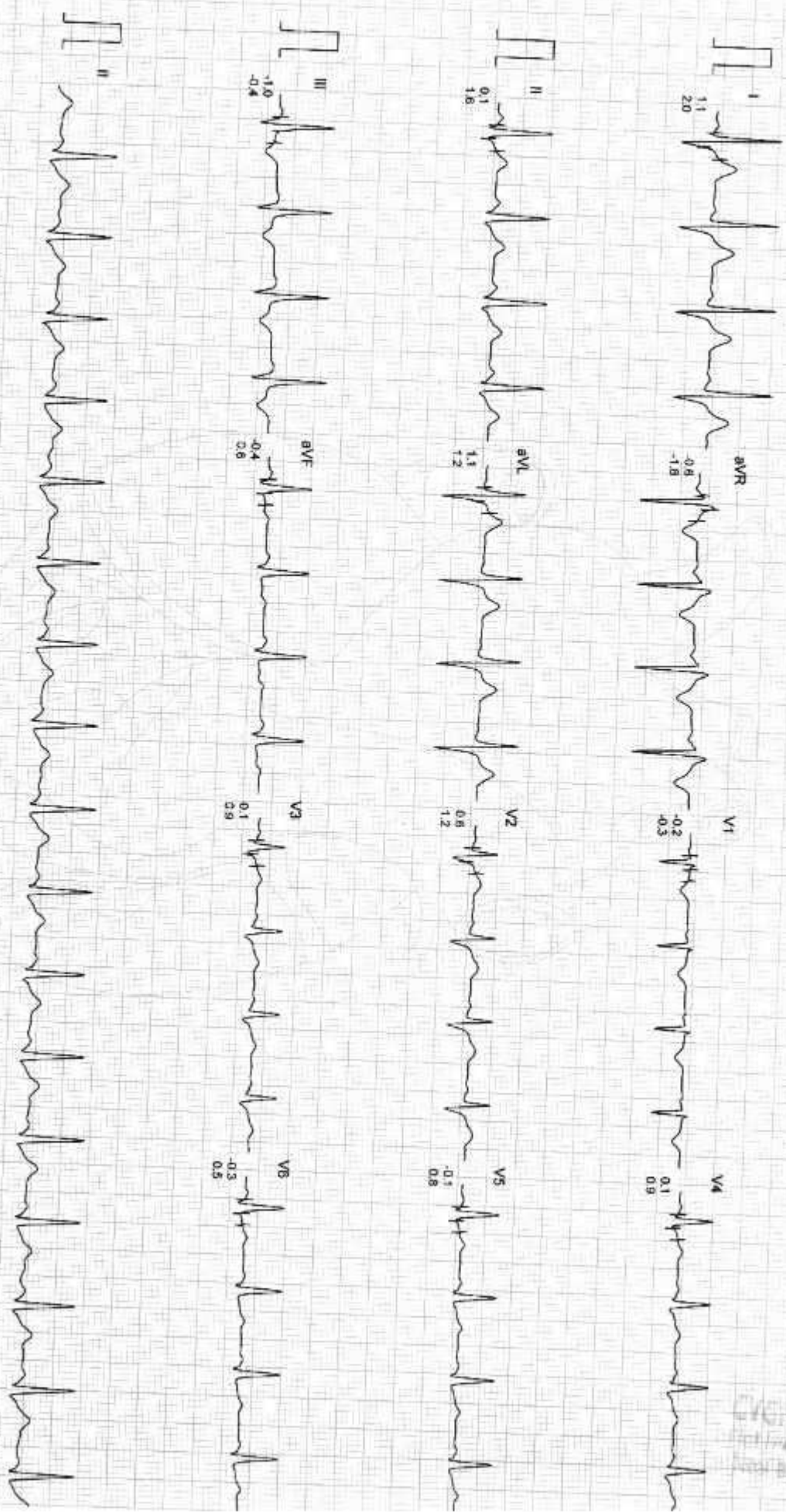
RATE : 103 BPM
B.P. : 120/80 mmHg

CYGNUS MLS HOSPITAL

BRUCE
RECOVERY
PHASE TIME : 2:59

ST @ 10mm/mV
80ms PostJ
SPEED : 0.0 Km./Hr.
GRADE : 0.0 %

LINKED MEDIAN



Filtered

Computer Corrected Baseline

25mm/sec 10mm/mV

ArdoCom, INDIA

ARDO

Mr. MR ABHISHEK ANAND
ID : 148174
AGE/SEX : 33M
RECORDED : 08/09/23

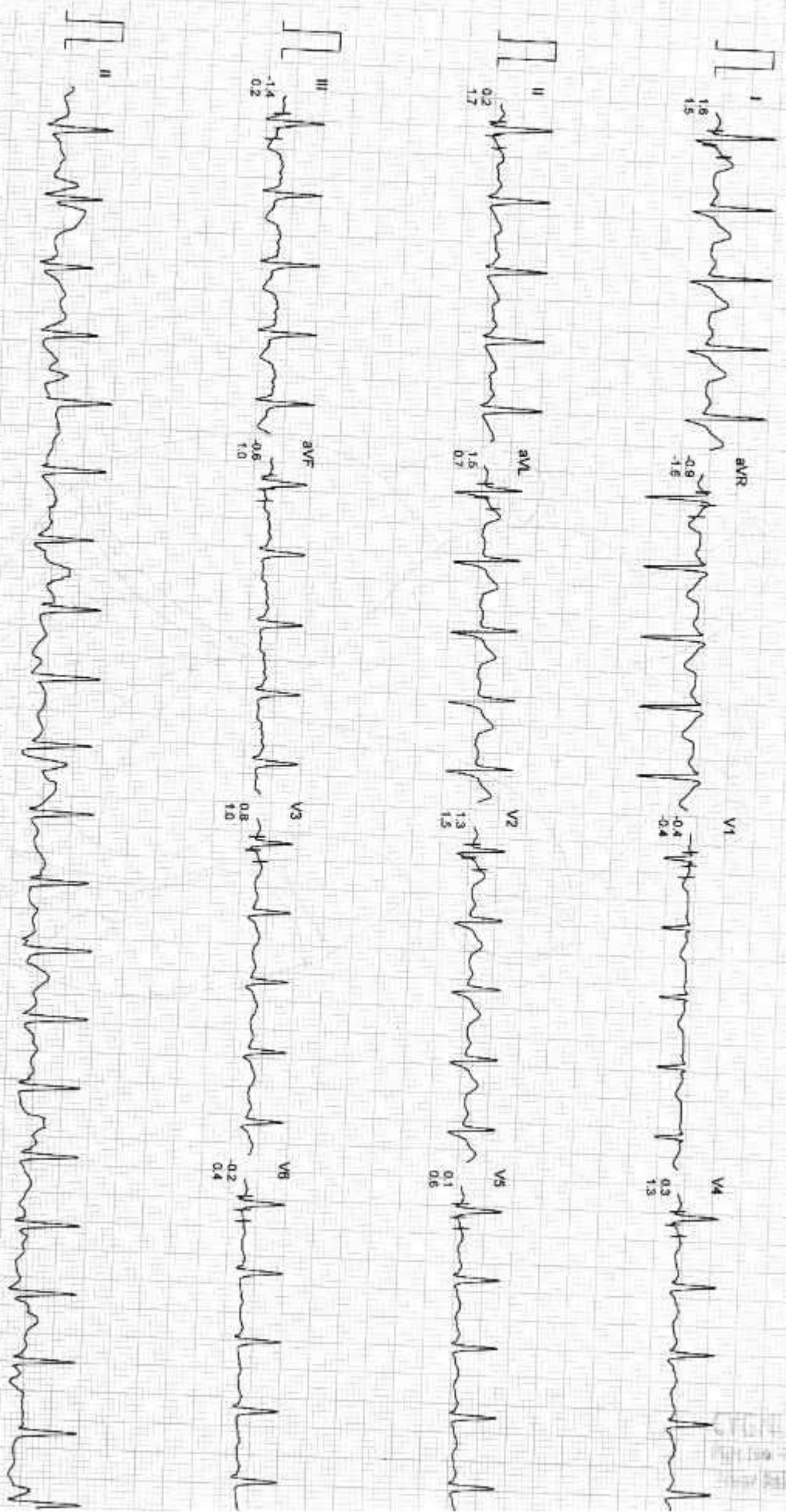
RATE : 125 BPM
B.P. : 120/80 mmHg

CYGNUS MLS HOSPITAL

BRUCE
EXERCISE 1
PHASE TIME : 2:59
STAGE TIME : 2:59

ST @ 10mm/mV
60ms PostJ
SPEED : 2.7 Km/HR.
GRADE : 10.0 %

LINKED MEDIAN



Filtered

Computer Corrected Baseline

25mm/Sec 10mm/mV

.rdCom, INDIA

CYGNUS MLS HOSPITAL
100, 100, 100
100, 100, 100
100, 100, 100

CYGNUS MLS HOSPITAL

Mr. MR ABHISHEK ANAND
I.D. : 148174
AGE/SEX : 33/M
RECORDED : 08/08/23

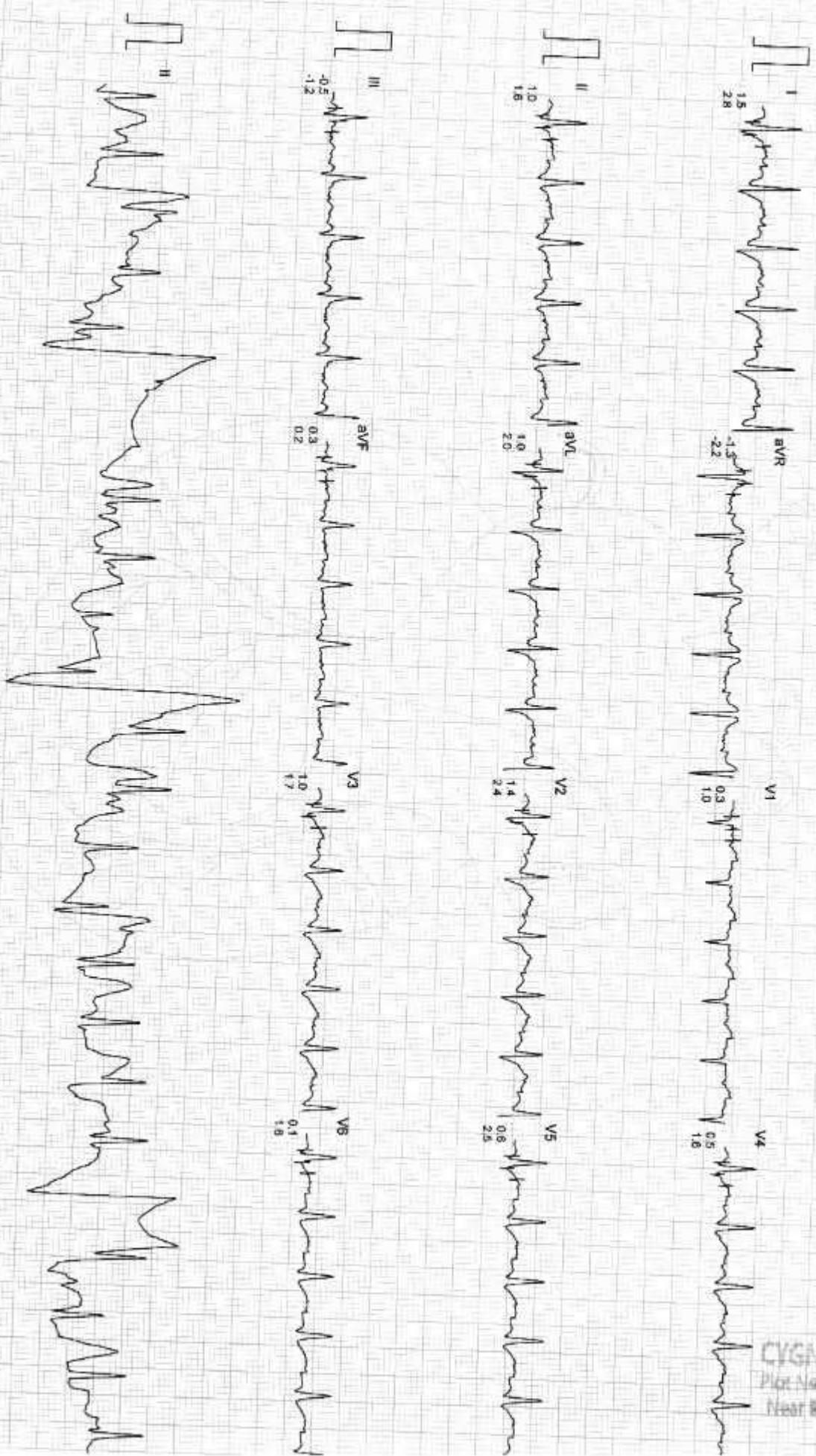
RATE : 100 BPM
B.P. : 120/80 mmHg

BRUCE
EXERCISE 2
PHASE TIME : 5:59
STAGE TIME : 2:59

ST @ 10mm/mV
80ms PostJ
SPEED : 4.0 Km./Hr.
GRADE : 12.0 %

LINKED MEDIUM

CYGNUS MLS HOSPITAL
Plot No. 4, 21st Karjanwala Road
Near Balaji Market, Rama Vihar
DELHI-110081



Filtered

Computer Corrected Baseline

25mm/sec 10mm/mV

argocom, INDIA

M. MR ABHISHEK ANAND
I.D. : 148174
AGE/SEX : 33/M
RECORDED : 08/08/23

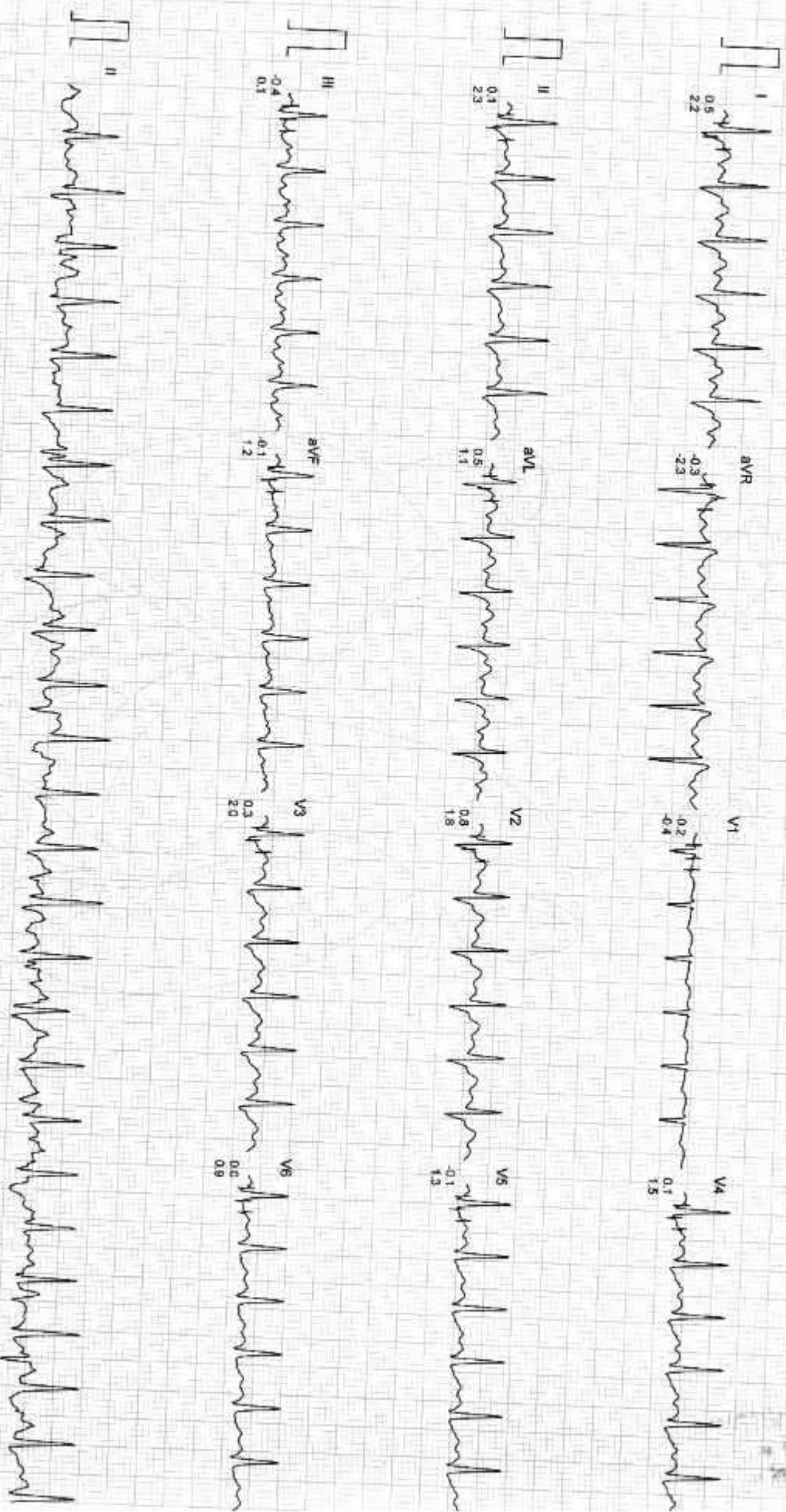
RATE : 158 BPM
B.P. : 120/80 mmHg

CYGNUS MLS HOSPITAL

BRUCE
PEAK EXER
PHASE TIME : 7:10
STAGE TIME : 1:10

ST @ 10mm/mV
80ms PostJ
SPEED : 5.4 Km./hr.
GRADE : 14.0 %

LINKED MEDIAN



Filtered

Computer Corrected Baseline

25mm/sec 10mm/mV

rdCom, INDIA

ANALOG

OPD PRESCRIPTION

104551

Name Bhutek Anand Age & Sex 33/M UHID 148174 Date 8/8/23
 S/O, W/O, D/O Tel. No.

Weight :

P.R.:

B.P.:

Temp.:

R.R.:

Spo2:

Allergies:

Nutritional Needs:

Past History

CC:

Routine examⁿ for medical.

GPE:

Vr 6/6p
6/6p.

Systemic Ex.

Chest:

Clear Vr = N6.

CVS:

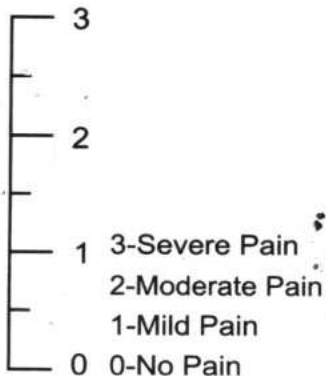
00)

Other

Investigations

① Ab Myloaid 000
almarkt

Pain Score



Dr. RIMA SHARMA
 MBBS, DOMS, DNB
 Consultant Ophthalmologist
 DMC No. 95

OPD PRESCRIPTION


104647

Name Mr. Abhishek Age & Sex 33y/M UHID Date 02/08/23
 S/O, W/O, D/O Tel. No. 9315022346

Weight :
 P.R.:
 B.P.:
 Temp.:
 R.R.:
 Spo2:
 Allergies:
 Nutritional Needs:
 Past History

CC:
 GPE:
 Systemic Ex.
 Chest:
 CVS:
 Other

Investigations

O/E
 6 | Carious
 Adv. restorath.


DR. PRAGATI PARASHAR
 BDS, MDS, DDC-A12966
 Dental Surgeon

