



PATIENT NAME: KRUNAL SHAH	
AGE/SEX: 34 YRS/M	DATE: Saturday, 14 October 2023

CHEST X-RAY (PA)

Both lung fields appear normal.

Both hila appear normal

Bilateral costo-phrenic angles appear grossly clear

Mediastinum and cardiac shadow appear normal

Bony thorax appears unremarkable

No evidence of free gas under domes of diaphragm

IMPRESSION:

- NO SIGNIFICANT ABNORMALITY NOTED IN LUNG FIELDS
- NORMAL CARDIAC SHADOW



DR SHARAD RUNGTA (MD & DNB)
CONSULTANT RADIOLOGIST

Not all pathologies can be detected on radiograph in each scan. Further radiographic evaluation is suggested if required.



PATIENT NAME: KRUNAL SHAH

AGE/SEX: 34 YRS/M

DATE: Saturday, 14 October 2023

ULTRASOUND OF ABDOMEN & PELVIS

LIVER appears normal in size (12.2 cm) and shows normal parenchymal echogenicity. No evidence of focal lesion. No evidence of dilated IHBR or portal vein. CBD appears normal.

GALL BLADDER is distended. No e/o wall thickening, pericholecystic edema or calculus within.

VISUALIZED PART OF PANCREAS appears normal. MPD is WNL.

SPLEEN appears normal in size (11.6 cm) and shows normal parenchymal echogenicity. No evidence of focal lesion.

BOTH KIDNEYS appear normal in size (RK: 10.5 cm & LK: 9.7 cm) and position. Show normal cortical echogenicity. Corticomedullary differentiation is maintained. No calculus or hydronephrosis on either side.

URINARY BLADDER is full. Mucosal surface appears smooth with no e/o obvious wall thickening or calculus within.

PROSTATE appears normal in size. No evidence of focal lesion noted.

BOWEL LOOPS appear normal and show normal peristalsis
No evidence of LYMPHADENOPATHY noted.
No evidence of ASCITES or PLEURAL EFFUSION noted.

IMPRESSION:

- NO SIGNIFICANT ABNORMALITY NOTED IN PRESENT SCAN.



DR SHARAD RUNGTA (MD & DNB)
CONSULTANT RADIOLOGIST

Not all pathologies can be detected on ultrasound in each scan. Further radiographic evaluation is suggested if required.

14-Oct-23 8:18:32 AM

SHAH, KRUNALBHAI

Male

34 Years

Rate 71

PR 176

QRSD 110

QT 400

QTc 435

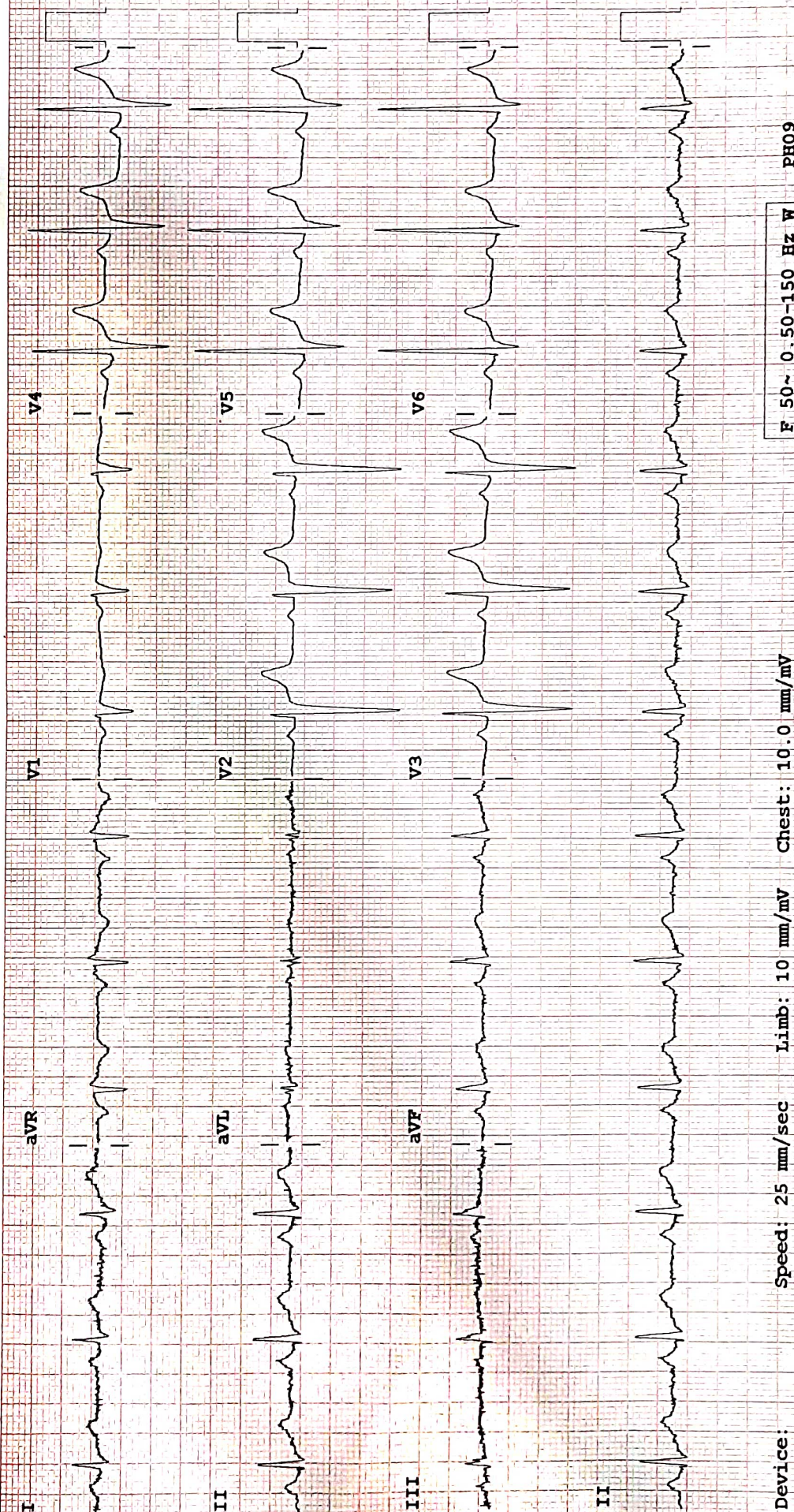
--AXIS--

P 48

QRS 64

T 40

12 Lead; Standard Placement



Device: Speed: 25 mm/sec Limb: 10 mm/mV Chest: 10.0 mm/mV

F 50~ 0.50-150 Hz W

PH09

P?



2D-ECHOCARDIOGRAPHY AND COLOR DOPPLER REPORT

NAME: KRUNALBHAI SHAH

AGE/SEX: 34 YRS/MALE

DATE: 14/10/2023

REF BY: DIRECT

OBSERVATION:

- NORMAL LV SIZE AND NORMAL LV SYSTOLIC FUNCTION. LVEF = 60% (VISUAL).
- NO RWMA AT REST.
- GRADE I LV DIASTOLIC DYSFUNCTION.
- MV : AML : BELOWING, MILD MR. NO MS.
- NO AR. NO AS.
- MODERATE TR. NO PAH. RVSP : 32 MMHG.
- NORMAL SIZED LA, RA & RV WITH NORMAL RV SYSTOLIC FUNCTION.
- NORMAL SIZED MPA, RPA & LPA.
- ASD DEVICE SEEN IN SITU, NO FLOW ACROSS IAS
- INTACT IVS.
- NO E/O INTRACARDIAC CLOT/VEGETATION/PE.
- NORMAL IVC.
- NORMAL PERICARDIUM.

LA: 34MM

AO: 30MM

IVS: 13/16MM

LVPW: 13/15MM

LVID: 42/24MM

CONCLUSION: S/P ASD DEVICE CLOSURE

- ASD DEVICE SEEN IN SITU, NO FLOW ACROSS IAS.
- NORMAL LV/RV SIZE AND SYSTOLIC FUNCTION.
- NO RWMA AT REST, LVEF = 60 % (VISUAL).
- MODERATE TR, NO PAH.



DR. NIRAV BHALANI
[CARDIOLOGIST]

DR. ARVIND SHARMA
[CARDIOLOGIST]



Patient Name :	Krunalbhai Dineshbhai Shah	Sample No. :	20231008685
Patient ID :	20231004883	Visit No. :	OPD20231015705
Age / Sex :	34y/Male	Call. Date :	14/10/2023 08:50
Consultant :	DR SAURABH JAIN	S. Coll. Date :	14/10/2023 09:03
Ward :	-	Report Date :	14/10/2023 14:17

Urine R/M

Investigation	Result	Normal Value
Quantity - :	20 ml	
Colour - :	Pale Yellow	
Reaction (pH) :	6.0	4.6-8.0
Turbidity :	Clear	
Deposit :	Absent	Absent
Sp.Gravity :	1.010	1.005-1.010
Protein :	Absent	Absent
Glucose :	Absent	Absent
Bile Salts :	Absent	Absent
Bile pigments :	Absent	Absent
Ketones :	Absent	Absent
Urobilinogen :	Absent	
Blood :	Absent	Absent
Pus Cells :	0-1 /hpf	0-5/hpf
Red Blood Cells :	Absent /hpf	Absent
Epithelial Cells :	0-1 /hpf	

Dr.Mehul Desai
M.B.D.C.P
Reg.No.G-9521



Unipath Specialty Laboratory (Baroda) LLP - Platinum Complex, Opp. HDFC Bank, Nr. Radha Krishna char rasta, Akota, Vadodara - 390020
 Unipath Specialty Laboratory (Baroda) LLP - Platinum Complex, Opp. HDFC Bank, Nr. Radha Krishna char rasta, Akota, Vadodara - 390020
 Mobile: 9998724579 / 8155028222 | Email: info.baroda@unipathllp.in



TEST REPORT

Reg. No. : 31001008371 Reg. Date : 14-Oct-2023 11:59 Collected On : 14-Oct-2023 11:59
 Name : Mr. KRUNAL SHAH Approved On : 14-Oct-2023 13:35
 Age : 34 Years Gender : Male Ref. No. : Dispatch At :
 Ref. By : Tele No. :
 Location : SAVITA SUPERSPECIALTY HOSPITAL @ WAGHODIYA ROAD

Test Name	Results	Units	Bio. Ref. Interval
THYROID FUNCTION TEST			
T3 (triiodothyronine) <i>Method:CLIA</i>	1.12	ng/mL	0.6 - 1.81
T4 (Thyroxine) <i>Method:CLIA</i>	6.60	µg/dL	4.5 - 12.6
TSH (ultra sensitive) <i>Method:CLIA</i>	2.270	µIU/mL	0.55 - 4.78
Sample Type:Serum			

Comments:
 Thyroid stimulating hormone (TSH) is synthesized and secreted by the anterior pituitary in response to a negative feedback mechanism involving concentrations of FT3 (free T3) and FT4 (free T4). Additionally, the hypothalamic tripeptide, thyrotropin-releasing hormone (TRH), directly stimulates TSH production. TSH stimulates thyroid cell production and hypertrophy, also stimulate the thyroid gland to synthesize and secrete T3 and T4. Quantification of TSH is significant to differentiate primary (thyroid) from secondary (pituitary) and tertiary (hypothalamus) hypothyroidism. In primary hypothyroidism, TSH levels are significantly elevated, while in secondary and tertiary hypothyroidism, TSH levels are low.

TSH levels During Pregnancy :

- First Trimester : 0.1 to 2.5 µIU/mL
- Second Trimester : 0.2 to 3.0 µIU/mL
- Third trimester : 0.3 to 3.0 µIU/mL

Reference : Carl A.Burtis,Edward R.Ashwood,David E.Bruns. Tietz Textbook of Clinical Chemistry and Molecular Diagnostics. 5th Edition. Philadelphia: WB Saunders,2012:2170

----- End Of Report -----

This is an electronically authenticated report.

Test done from collected sample.

Printed On: 14-Oct-2023 13:36

We are open 24 x 7 & 365 days

Dr. Vishal Jhaveri
 M.B.B.S, D.C.P
 Reg. G-13041
 LLP Identification Number: AAN-8932
 Page 1 of 1



Patient Name :	Krunalbhai Dineshbhai Shah	Sample No. :	20231008685
Patient ID :	20231004883	Visit No. :	OPD20231015705
Age / Sex :	34y/Male	Call. Date :	14/10/2023 08:50
Consultant :	DR SAURABH JAIN	S. Coll. Date :	14/10/2023 09:03
Ward :	-	Report Date :	14/10/2023 14:17

Lipid Profile

Investigation	Result	Normal Value
Sample :	Fasting	
Sample Type :	Normal	
Cholesterol (Chol) :	197 mg/dl	Low risk : < 200 Moderate risk : 200 - 239 High risk : > or = 240
Triglyceride :	160 mg/dl	Normal : < 200.0 High : 200 - 499 Very High : > or = 500
HDL Cholesterol :	43 mg/dl	Low risk: >or = 60 mg/dL High risk : Up to 35 mg/dL
LDL :	122 mg/dl [L]	131.0 to 159.0(N) < 130.0(L) > 159.0(H)
VLDL :	32 mg/dl	Up to 0 to 34 mg/dl
LDL/HDL Ratio :	2.84	Low risk : 0.5 to 3.0 Moderate risk : 3.0 to 6.0 Elevted level high > 6.0
Total Chol / HDL Ratio :	4.58	Low Risk : 3.3 to 4.4 Average Risk : 4.4 to 7.1 Moderate Risk : 7.1 to 11.0 High Risk : > 11.0
Total Lipids :	700 mg/dl	400 to 700 mg/dl

Note :- Lipemic samples give high triglyceride value and falsely low LDL value.

Dr. Mehul Desai
M.B.D.C.P
Reg.No.G-9521




Patient Name :	Krunalbhai Dineshbhai Shah	Sample No. :	20231008685 
Patient ID :	20231004883	Visit No. :	OPD20231015705
Age / Sex :	34y/Male	Call. Date :	14/10/2023 08:50
Consultant :	DR SAURABH JAIN	S. Coll. Date :	14/10/2023 09:03
Ward :	-	Report Date :	14/10/2023 14:17

LFT (Liver Function Test)

Investigation	Result	Normal Value
Total Bilirubin :	0.5 mg/dl	0.2 to 1.0 mg/dl
Direct Bilirubin :	0.3 mg/dl	0.0 to 0.2 mg/dl
Indirect Bilirubin :	0.2 mg/dl	0.0 to 0.8 mg/dl
AST (SGOT) :	36 U/L [H]	5 to 34 U/L
ALT (SGPT) :	25 U/L	0 to 55 U/L
Total Protein (TP) :	7.1 g/dL	6.4 to 8.3, g/dl
Albumin (ALB) :	4 g/dl	3.5 to 5.2 g/dl
Globulin :	3.1 g/dl	2.3 to 3.5 g/dl
A/G Ratio :	1.29	
Alkaline Phosphatase (ALP) :	93 U/L	40 to 150 U/L
GAMMA GT. :	25 U/L	7 to 35 U/L


Dr.Mehul Desai
M.B.D.C.P
Reg.No.G-9521



Patient Name :	Krunalbhai Dineshbhai Shah	Sample No. :	20231008685 
Patient ID :	20231004883	Visit No. :	OPD20231015705
Age / Sex :	34y/Male	Call. Date :	14/10/2023 08:50
Consultant :	DR SAURABH JAIN	S. Coll. Date :	14/10/2023 09:03
Ward :	-	Report Date :	14/10/2023 14:17

RENAL FUNCTION TEST

Investigation	Result	Normal Value
Creatinine :	0.7 mg/dl	0.6 - 1.4 mg/dl
Urea :	18 mg/ dl	13 - 45 mg/dl
Uric Acid :	4.7 mg/dl	3.5 - 7.2 mg/dl
Calcium :	8.1 mg/dl	8.5 - 10.5
Phosphorus :	3.9 mg/dl	1.5 - 6.8



Dr.Mehul Desai
M.B.D.C.P
Reg.No.G-9521



Patient Name : Krunalbhai Dineshbhai Shah	Sample No. : 20231008685
Patient ID : 20231004883	
Age / Sex : 34y/Male	Visit No. : OPD20231015705
Consultant : DR SAURABH JAIN	Call. Date : 14/10/2023 08:50
Ward : -	S. Coll. Date : 14/10/2023 09:03
	Report Date : 14/10/2023 14:17

Blood Group

Investigation	Result	Normal Value
BLOOD GROUP :		
ABO	O	
Rh	Positive	

FBS & PPBS

Investigation	Result	Normal Value
Blood Sugar (FBS) :	92 mg/dl	74 - 100 mg/dl
Urine Sugar (FUS) :	Nil	
Blood Sugar (PP2BS) :	100 mg/dl	70 to 120 mg/dl
Urine Sugar (PP2US) :	Nil	

HBA1C

Investigation	Result	Normal Value
Glycosylated Hb :	5.6 %	Near Normal Glycemia : 6 to 7 Excellent Control : 7 to 8 Good Control : 8 to 9 Fair Control : 9 to 10 Poor Control : > 10
Average Plasma Glucose of Last 3 Months :	114.02	

Dr. Mehul Desai
M.B.D.C.P
Reg.No.G-9521



Patient Name :	Krunalbhai Dineshbhai Shah	Sample No. :	20231008885
Patient ID :	20231004883	Visit No. :	OPD20231015705
Age / Sex :	34y/Male	Call. Date :	14/10/2023 08:50
Consultant :	DR SAURABH JAIN	S. Coll. Date :	14/10/2023 09:03
Ward :	-	Report Date :	14/10/2023 14:17

CBC, ESR

Investigation	Result	Normal Value
Hemoglobin :	13.9 gm/dl	13.5 to 18.0 gm/dl
P.C.V. :	43.4 %	42.0 to 52.0 %
M.C.V. :	77.6 fL [L]	78 to 100 fL
M.C.H. :	24.9 pg [L]	27 to 31 pg
M.C.H.C. :	32 g/dl	32 to 38 g/dl
RDW :	11.9 %	11.5 to 14.0 %
RBC Count :	5.59 X 10 ⁶ /cumm	4.7 to 6.0 X 10 ⁶ /cumm
Polymorphs :	58 %	38 to 70 %
Lymphocytes :	37 %	15 to 43 %
Eosinophils :	2 %	0 to 6 %
Monocytes :	3 %	3 to 11 %
Total :	100	< 100 > 100
WBC Count :	6700 /cmm	4000 to 10000 /cmm
Platelets Count :	261000 /cmm	1,50,000 to 4,50,000 /cmm
ESR - After One Hour :	7 mm/hr	1 to 13 mm/hr

Dr. Mehul Desai
M.B.D.C.P
Reg.No.G-9521



Examination Ophthalmologist

Name :	<u>KRUNALBHAI SHAH</u>	Age :	<u>34/MALE</u>
Reg.No :	<u>20231004883</u>	DOE :	<u>14/10/2023</u>

Present Complaints :	-
Medical History :	-
Examination Of Eye :	-

External Examination :		
Ati Seg Examination :	A/S	WNL
Schiotz Tonometry IOP :	P	RRRL
Fundus :		

Without Glass	Distant Vision :	
	Near Vision :	
With Glass	Distant Vision :	
	Near Vision :	
Colour Vision (With Ishihara Chart) :	WNL	
IMPRESSION:	(BE)'S congenital nystagmus C blindness	
Advice : REVIEW WITH OLD REPORTS		



DR CHETAN CHAUHAN



PHYSICIAN EXAMINATION


Name :	KRUNALBHAI SHAH	Age :	34/MALE
Reg.No :	20231004883	DOE :	14/10/2023

Physical Examination:

Height:	180CM	Weight:	68KG	PULSE:	87	Temperature:	NORMAL
---------	-------	---------	------	--------	----	--------------	--------

BMI :	21	BP :	122/84	SPO2	98%
-------	----	------	--------	------	-----

Chief Complaint :	NO COMPLAINTS
Past History :	P/H/O ASD CLOSURE 2018 CONQENTIAL BLINDBESS & NYSTAGMUG
General Examination :	NAD
Systemic Examination :	NAD
INVESTIGATION :	
ADVICE :	T.SHECAL XT 1 - 0 - 1 *1MONTH FOLLOW OPHTHALMOLOGIST ADVICE



DR.SAURABH JAIN



Savita

Superspeciality Hospital
(A Unit of Solace Healthcare Pvt. Ltd.)

Parivar Char Rasta, Waghodia-Dabhoi Ring Road, Vadodara-390019

0265-2578844 / 2578849 63596 88442

mh@savitahospital.com savitahospital.com



Bill of Supply (Interim Bill)



Patient ID : 20231004883

Age / Sex : 34y / M

Patient Name : KRUNALBHAI DINESHBHAI SHAH

Dr. Name : DR SAURABH JAIN

Referred By : self

City/Village : Vadodara

Class : Contract

PAN Card : AAQCS5566G

Visit No. : OPD20231015705(OPD)

Bill No. : OPD20231015705

Bill Date : N/A

Speciality : Internal Medicine

Company Name : Mediwheel Health Check Up

GSTIN : 24AAQCS5566G2ZW

SAC : 999312 "Medical Service covered under healthcare service"

Mobile No. : 9601528165

Expense Details

	Qty	Rate	Gross Amount	Waive	Net Amount
Visit Charge					
14/10/2023 Physician First Consultation OPD	1.0	0.0	0.00	0.0	0.00
Ophthalmologist First Consultation OPD	1.0	0.0	0.00	0.0	0.00
Visit Charge (Subtotal)			0.0	0.0	0.00
PATHOLOGY					
14/10/2023 CBC, ESR	1.0			0.0	
Urine R/M	1.0			0.0	
STOOL EXAMINATION	1.0			0.0	
Blood Group	1.0			0.0	
TFT (Thyroid Function Test)	1.0			0.0	
Lipid Profile	1.0			0.0	
RENAL FUNCTION TEST	1.0			0.0	
LFT (Liver Function Test)	1.0			0.0	
FBS & PPBS ✓	1.0			0.0	
HBA1C ✓	1.0			0.0	
MediWheel Full Body Health Check-Up(Male Below 40)	1.0	2000.0	2000.00	0.0	2000.00
PATHOLOGY (Subtotal)			2000.0	0.0	2000.00
Radiology					
14/10/2023 X-RAY CHEST PA ◊	1.0			0.0	
USG WHOLE ABDOMEN SCREENING	1.0			0.0	
X-RAY CHEST PA	1.0	0.0	0.00	0.0	0.00
USG WHOLE ABDOMEN SCREENING	1.0	0.0	0.00	0.0	0.00
Radiology (Subtotal)			0.0	0.0	0.00
Non Invasive Cardiology					
14/10/2023 ECG Charge(OPD Base) ◊	1.0	0.0	0.00	0.0	0.00
ECHO COLOUR DOPPLER SCREENING ◊	1.0	0.0	0.00	0.0	0.00
Non Invasive Cardiology (Subtotal)			0.0	0.0	0.00
Total Bill Amount					2000.00
Net payable amount					2000.00
Bill Outstanding					2000.00

Received With Thanks From KRUNALBHAI DINESHBHAI SHAH of Rs 0.0 /-
(Rs Zero Only)

Printed By : (Jahnvi Solanki)
For Savita Hospital & Eye



 **બંક ઓફ બારોડા**
Bank of Baroda

જનરલ મેનેજર
GENERAL MANAGER (SIA)

નામ
Name
જનરલ એ. ડી.
E.C. No. 114035


બંક ઓફ બારોડા
Banking Authority


બંક ઓફ બારોડા
Signature Holder

1. Pregnant Women or those suspecting are advised not to undergo any X-Ray test.
 2. It is advisable not to undergo any Health Check during menstrual cycle.
- Request you to reach half an hour before the scheduled time.
In case of further assistance, Please reach out to Team Mediwheel.
-

Â© 2023-2024, Arcofemi Healthcare Limited.

Health Check up Booking Confirmed Request(bobE47218),Package Code-
PKG10000227, Beneficiary Code-26162

Mediwheel <wellness@mediwheel.in>

Tue 03-10-2023 17:07

To:Baroda Main Branch, Vadodara <MAINOF@bankofbaroda.com>

Cc:customercare@mediwheel.in <customercare@mediwheel.in>

You don't often get email from wellness@mediwheel.in. [Learn why this is important](#)

ध्यान: यह मेल बैंक डोमेन के बाहर से आया है. अगर आप प्रेषक को नहीं जानते तो मेल में दी गयी लिंक
NOTIFICATION: THIS MAIL IS ORIGINATED FROM OUTSIDE OF THE BANK'S DOMAIN. DO NOT

011-41195959

Email:wellness@mediwheel.in

Dear MR. SHAH KRUNALBHAI DINESHBHAI,

Please find the confirmation for following request.

Booking Date : 28-09-2023

Package Name : Medi-wheel Full Body Health Checkup Male Below 40

Name of Diagnostic/Hospital : Savita Superspeciality Hospital

Address of Diagnostic/Hospital : Parivar Char Rasta, Dabhoi - Waghodia Ring Rd, Sarthi Nagar 2, Kendranagar - 390019

Contact Details : 7574078561

City : Vadodara

State : Gujarat

Pincode : 390019

Appointment Date : 14-10-2023

Confirmation Status : Confirmed

Preferred Time : 8:00am-9:00am

Comment : APPOINTMENT TIME 8:30AM

Instructions to undergo Health Check:

1. Please ensure you are on complete fasting for 10-To-12-Hours prior to check.
2. During fasting time do not take any kind of medication, alcohol, cigarettes, tobacco or any other liquids (except Water) in the morning.
3. Bring urine sample in a container if possible (containers are available at the Health Check centre).
4. Please bring all your medical prescriptions and previous health medical records with you.
5. Kindly inform the health check reception in case if you have a history of diabetes and cardiac problems.

For Women:

MR. SHAH KRUNALBHAI DINESHBHAI	31	Male	Cashless
Total amount to be paid		Cashless	
We will get back to you with confirmation update shortly. Please find the package details as attached for your reference.			
Package Name	Medi-wheel Full Body Health Checkup Male Below 40 - Includes(37)Tests		
Tests included in this Package	Ecg, TSH, X-ray Chest, Stress Test (tmt)/ 2d Echo, Blood Sugar Postprandial, A:g Ratio, Blood Group, Total Cholesterol, Triglycerides, Fasting Blood Sugar, Ultrasound Whole Abdomen , Glycosylated Haemoglobin (hba1c), Hdl, Vldl, Urine Analysis, LDL, Total Protine, General Consultation, HDL/ LDL ratio, GGT(Gamma-glutamyl Transferase), Eye Check-up consultation, ALP (ALKALINE PHOSPHATASE), Uric Acid, AST/ALT Ratio, Serum Protein, CBC with ESR, Stool Analysis, Urine Sugar Fasting, Urine Sugar PP, T3, T4, Cholesterol Total / HDL Ratio, BUN, BUN/Creatinine Ratio, Bilirubin Total & Direct and Indirect, Albumin, Globulin		

Â© 2023-2024 , Arcofemi Healthcare Limited.

Health Check up Booking Request(bobE47218), Beneficiary Code-26162

Mediwheel <wellness@mediwheel.in>

Thu 28-09-2023 15:39

To:Baroda Main Branch, Vadodara <MAINOF@bankofbaroda.com>

Cc:customercare@mediwheel.in <customercare@mediwheel.in>

You don't often get email from wellness@mediwheel.in. [Learn why this is important](#)

ध्यान: यह मेल बैंक डोमेन के बाहर से आया है. अगर आप प्रेषक को नहीं जानते तो मेल में दी गयी लिंक
CAUTION: THIS MAIL IS ORIGINATED FROM OUTSIDE OF THE BANK'S DOMAIN. DO NOT

011-41195959

Email:wellness@mediwheel.in

Upload HRM Letter

Dear MR. SHAH KRUNALBHAI DINESHBHAI,

Thanks for booking Health Checkup and we have required following document for confirmation of booking health checkup.

1. HRM Letter

Please note following instruction for HRM letter.

1. For generating permission letter for cashless health check-up in the HR Connect, the path to be followed is given below:

a) Employee Self Service-> Reimbursement-> Reimbursement application ->Add New value
->Reimbursement Type: Mandatory Health Check-up - Click Add

b) Select Financial Year2023-24, Self or Spouse, Claim Type - Cashless and Submit

c) After submission, click print button to generate Permission Letter

Booking Date : 28-09-2023

Health Check up Name : Medi-wheel Full Body Health Checkup Male Below 40

Name of Diagnostic/Hospital : Savita Superspecialty Hospital

Address of Diagnostic/Hospital : Parivar Char Rasta, Dabhoi - Waghodia Ring Rd, Sarthi Nagar 2, Kendranagar - 390019

Appointment Date : 14-10-2023

Preferred Time : 8:00am-9:00am

Member Information

Booked Member Name	Age	Gender	Cost(In INR)