



Bangalore Diagnostics & Multi-Speciality Centre

Quality Assurance : EQAP from AIIMS & CMC- Vellore

Quality. Trust. Since 1982.

198, 12th Main, 3rd Block, (Above Namma MTR, Next to SBI), Rajajinagar, Bangalore- 560 010.
Ph. : 080-23505407, 9448079978 e-mail : bangalore.d.s@gmail.com

Name : MR. KUMAR.M

Reg. No : C7615

Age/Sex: 53 Year(s) / Male

Date : 15/09/2022

Ref. by : DR. BANK OF BARODA

Corporate: NON CORPORATE

Test Name

Result

Reference Range

Page 1 of 4

HAEMATOLOGY REPORT

COMPLETE BLOOD COUNT

Haemoglobin 14.6 gms % Male : 13.0 - 18.0 gms %
Female: 11.0 - 15.0 gms %
Red Blood Cell Count 4.79 million/cumm Male : 4.5-6.5 millions/cumm
Female : 3.7-5.5 million/cumr

Packed Cell Volume 43.8 % Females: 32 - 45 %
Males: 39 - 54%
Total Count 8,600 cells /cumm 4000-11000 cells /cumm

Differential Count

Neutrophils 44.5 % 40 - 75%
Lymphocytes 48.8 % 20 - 45%
Monocytes 5.2 % 01 - 10%
Eosinophils 1.5 % 01 - 06 %
Basophils 0.0 % 00 to 01 %

COMPLETE BLOOD COUNT

Platelet count 1,94,000 cells/cumm 150000-400000 cells/cumm
Mean Corpuscular Volume 91 fL 78 - 98 fL
Mean Corpuscular Haemoglobin 30.2 pg 27 - 32 pg
Mean Corpuscular Haemoglobin Concentration 33.3 g/dl 31 - 36 g/dl
ESR 05 mm/hour Male: 0 - 10 mm/ hour
Female: 0 - 20 mm/hour

ABSOLUTE EOSINOPHIL COUNT 132 cells/cumm 40 - 440 cells/cumm

BLOOD GROUP(ABO) "O"
Rh Type (D) POSITIVE

BIOCHEMISTRY REPORT

FASTING BLOOD SUGAR 102 mg/dl 70 to 100 mg/dl
FASTING URINE SUGAR 1.0% NIL

Dr. MAHADEVA. K.C.
M.D., (Path)
KMC. No.: 17647



Bangalore Diagnostics & Multi-Speciality Centre

Quality Assurance : EQAP from AIIMS & CMC- Vellore

Quality. Trust. Since 1982.

198, 12th Main, 3rd Block, (Above Namma MTR, Next to SBI), Rajajinagar, Bangalore- 560 010.
Ph. : 080-23505407, 9448079978 e-mail : bangalore.d.s@gmail.com

Name : MR. KUMAR.M

Reg. No : C7615

Age/Sex: 53 Year(s) / Male

Date : 15/09/2022

Ref. by : DR. BANK OF BARODA

Corporate: NON CORPORATE

Test Name

Result

Reference Range

Page 2 of 4

BIOCHEMISTRY REPORT

POST PRANDIAL BLOOD SUGAR 201 mg/dl 80 to 140 mg/dl

POST PRANDIAL URINE SUGAR 2.0% NIL

Glycosylated Haemoglobin (HbA1c)

Glycosylated Haemoglobin (HbA1c) 7.4 %
Normal : <5.7 %
PRE DIABETES: 5.7-6.4 %
DIABETES : 6.5 % or HIGHER
(American Diabetes Association)

UREA 12.1 mg/dl 10 to 45 mg/dl

SERUM CREATININE 0.87 mg/dl
Females 0.6 – 1.2 mg/dl
Males 0.7 – 1.4 mg/dl

URIC ACID 3.57 mg/dl
M: 3.5 -7.2 mg/dl
F: 2.6 - 6.0 mg/dl

LIPID PROFILE

TOTAL CHOLESTEROL 136.2 mg/dl up to 200 mg/dl
TRIGLYCERIDES 94.9 mg/dl <150 : Normal
HDL Cholesterol 42.3 mg/dl Male: >40 mg/dl
Female: > 50 mg/dl
LDL Cholesterol 75.0 mg/dl <100 mg/dl
VLDL Cholesterol 18.9 mg/dl <40 mg/dl
CHOLESTEROL/HDL RATIO 3.2:1.0 up to 6.0 %

LIVER FUNCTION TESTS

Total Bilirubin 0.89 mg/dl up to 1.2 mg/dl
Direct Bilirubin 0.28 mg/dl 0 to 0.3 mg/dl
Indirect Bilirubin 0.61 mg/dl up to 1.5 mg/dl
S.G.O.T. (AST) 21.1 U/L 0 - 46 U/L
S.G.P.T. (ALT) 36.4 U/L 0 - 49 U/L

Dr. MAHADEVA. K.C.
M.D., (Path)
KMC. No.: 17647



Bangalore Diagnostics & Multi-Speciality Centre

Quality Assurance : EQAP from AIIMS & CMC- Vellore

Quality. Trust. Since 1982.

198, 12th Main, 3rd Block, (Above Namma MTR, Next to SBI), Rajajinagar, Bangalore- 560 010.
Ph. : 080-23505407, 9448079978 e-mail : bangalore.d.s@gmail.com

Name : MR. KUMAR.M

Reg. No : C7615

Age/Sex: 53 Year(s) / Male

Date : 15/09/2022

Ref. by : DR. BANK OF BARODA

Corporate: NON CORPORATE

Test Name

Result

Reference Range

Page 3 of 4

BIOCHEMISTRY REPORT

LIVER FUNCTION TESTS

| | | |
|---------------------------------------|------------|--|
| ALKALINE PHOSPHATASE | 78.1 U/L | Men : 80-306 Women : 64-306 Children upto 15 Yrs : upto 644 Children upto 17 yrs : upto 483 |
| Gamma Glutamyl Transpeptidase (GGT) | 16.3 IU/L | 0 - 55 IU/L |
| Total Protein | 7.1 gms/dl | 6.6 - 8.3 gms/dl |
| Albumin | 4.0 gms/dl | 3.4 - 5.0 gms/dl |
| Globulin | 3.1 gms/dl | 2.3 - 3.5 gms/dl |
| A/G Ratio | 1.3:1.0 | 1.2 : 1.0 |

URINE EXAMINATION REPORT

PHYSICAL EXAMINATION

| | |
|-----------|--------------|
| COLOUR | LIGHT YELLOW |
| APPERANCE | CLEAR |
| REACTION | ACIDIC |

BIOCHEMICAL EXAMINATION

| | | |
|------------------|-------|---------------|
| PROTEIN | NIL | |
| GLUCOSE | 1.0% | |
| BILE SALT | NIL | |
| BILE PIGMENT | NIL | |
| SPECIFIC GRAVITY | 1.022 | 1.003 - 1.035 |

MICROSCOPIC EXAMINATION

| | |
|-------------|------------|
| PUS CELLS | 1-2/HPF |
| EP CELLS | OCCASIONAL |
| MACROPHAGES | NIL |
| R.B.C.s | ABSENT |
| CASTS | NIL |

Dr. MAHADEVA. K. . .
M.D., (Path)
KMC. No.: 17647



Bangalore Diagnostics & Multi-Speciality Centre

Quality Assurance : EQAP from AIIMS & CMC- Vellore

Quality. Trust. Since 1982.

198, 12th Main, 3rd Block, (Above Namma MTR, Next to SBI), Rajajinagar, Bangalore- 560 010.

Ph. : 080-23505407, 9448079978 e-mail : bangalore.d.s@gmail.com

Name : MR. KUMAR.M

Reg. No : C7615

Age/Sex: 53 Year(s) / Male

Date : 15/09/2022

Ref. by : DR. BANK OF BARODA

Corporate: NON CORPORATE

Test Name

Result

Reference Range

Page 4 of 4

URINE EXAMINATION REPORT

MICROSCOPIC EXAMINATION

CRYSTALS

NIL

----- End of Report -----

Biochemist

Microbiologist

Pathologist

Teahello
Dr. MAHADEVA. K.C.
M.D., (Path)
KMC. No.: 17647



Bangalore Diagnostics & Multi-Speciality Centre

Quality Assurance : EQAP from AIIMS & CMC- Vellore

Quality. Trust. Since 1982.

198, 12th Main, 3rd Block, (Above Namma MTR, Next to SBI), Rajajinagar, Bangalore- 560 010.

Ph. : 080-23505407, 9448079978 e-mail : bangalore.d.s@gmail.com

Name : Mr. KUMAR M 7615 Patient No. : P101480459
Visit No. : V101606490 Registered On : 15/09/2022 14:34
Age/Gender : 53 Y/Male Collected On : 15/09/2022 15:42
Referred by : BANGALORE DIAGNOSTICS & MULTI SPECIALITY CENTER Reported On : 15/09/2022 16:55

Final Report

| Test Name / Method | Results | Units | Reference Range | Sample Type |
|---|---------|--------|-----------------|-------------|
| CLINICAL BIOCHEMISTRY | | | | |
| THYROID PROFILE | | | | |
| TRIIODO THYRONINE-T3 TOTAL <i>Method : ECLIA</i> | 1.29 | ng/ml | 0.80 - 2.0 | SERUM |
| THYROXINE -T4 TOTAL <i>Method : ECLIA</i> | 7.03 | ug/dl | 5.1 - 14.1 | |
| THYROID STIMULATING HORMONE - TSH (Ultra Sensitive) <i>Method : ECLIA</i> | 0.20 | mIU/ml | 0.40 - 4.20 | |

Dr. Comments : Kindly correlate with other clinical findings.

*** End Of Report ***

Outside sample to be correlated with other clinical finding.

PROCESSED BY : ANANDGK

RESULT VERIFIED BY : BHARATH KUMAR C, Lab Incharge

Praveena R M.Sc Biochemistry

Biochemist



Bangalore Diagnostics & Multi-Speciality Centre

Quality Assurance : EQAP from AIIMS & CMC- Vellore

Quality. Trust. Since 1982.

198, 12th Main, 3rd Block, (Above Namma MTR, Next to SBI), Rajajinagar, Bangalore- 560 010.
Ph. : 080-23505407, 9448079978 e-mail : bangalore.d.s@gmail.com

Abdomen And Pelvic Ultrasound Scan Report

Name : Mr. Kumar M

Date : 15/09/2022

Ref by : Bank Of Baroda

Age / Gender : 53 Years / Male

Liver : Normal in size, shape and echotexture. No focal lesion seen.

No intrahepatic biliary dilatation seen. MPV & CBD is normal.

Gall Bladder: GB is normal. Normal in wall thickness, No abnormal intraluminal echoes.

Pancreas : Normal in size and echotexture. No focal lesions. Pancreatic duct appears normal.

Spleen : Normal in size, shape and echotexture.

Kidneys : Both Kidney's are normal in size, shape and position.

No Calculi / Hydronephrosis seen. Corticomedullary differentiation is good.

Right Kidney : 112 x 19 mm **Left Kidney** : 109 x 15 mm

Urinary Bladder : Normal in contour and wall thickness with clear contents.

Post Void = Nil

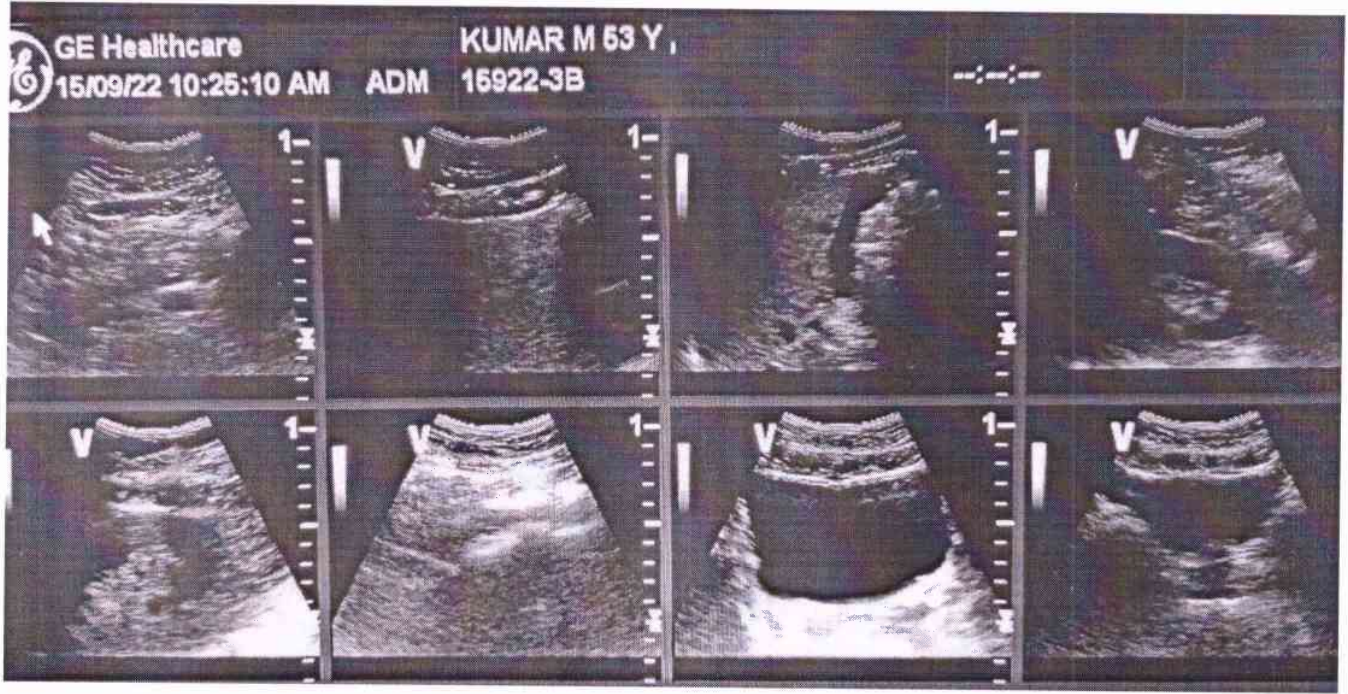
Prostate : Normal in size, shape and echotexture.

IMPRESSION:

- Normal Sonologic Study.


Dr. Consultant Sonologist

BANGALORE DIAGNOSTICS &
MULTI-SPECIALITY CENTRE
198, 12th Main, 3rd Block
Rajajinagar, Bangalore-560 010



BANGALORE DIAGNOSTICS &
MULTI-SPECIALITY CENTRE
198, 12th Main, 3rd Block
Rajajinagar, Bangalore-560 010



Bangalore Diagnostics & Multi-Speciality Centre

Quality Assurance : EQAP from AIIMS & CMC- Vellore

Quality. Trust. Since 1982.

198, 12th Main, 3rd Block, (Above Namma MTR, Next to SBI), Rajajinagar, Bangalore- 560 010.

Ph. : 080-23505407, 9448079978 e-mail : bangalore.d.s@gmail.com

Echocardiography Report

Name : Mr. Kumar M

Date : 15/09/2022

Ref by : Bank Of Baroda

Age / Gender : 53 Years / Male

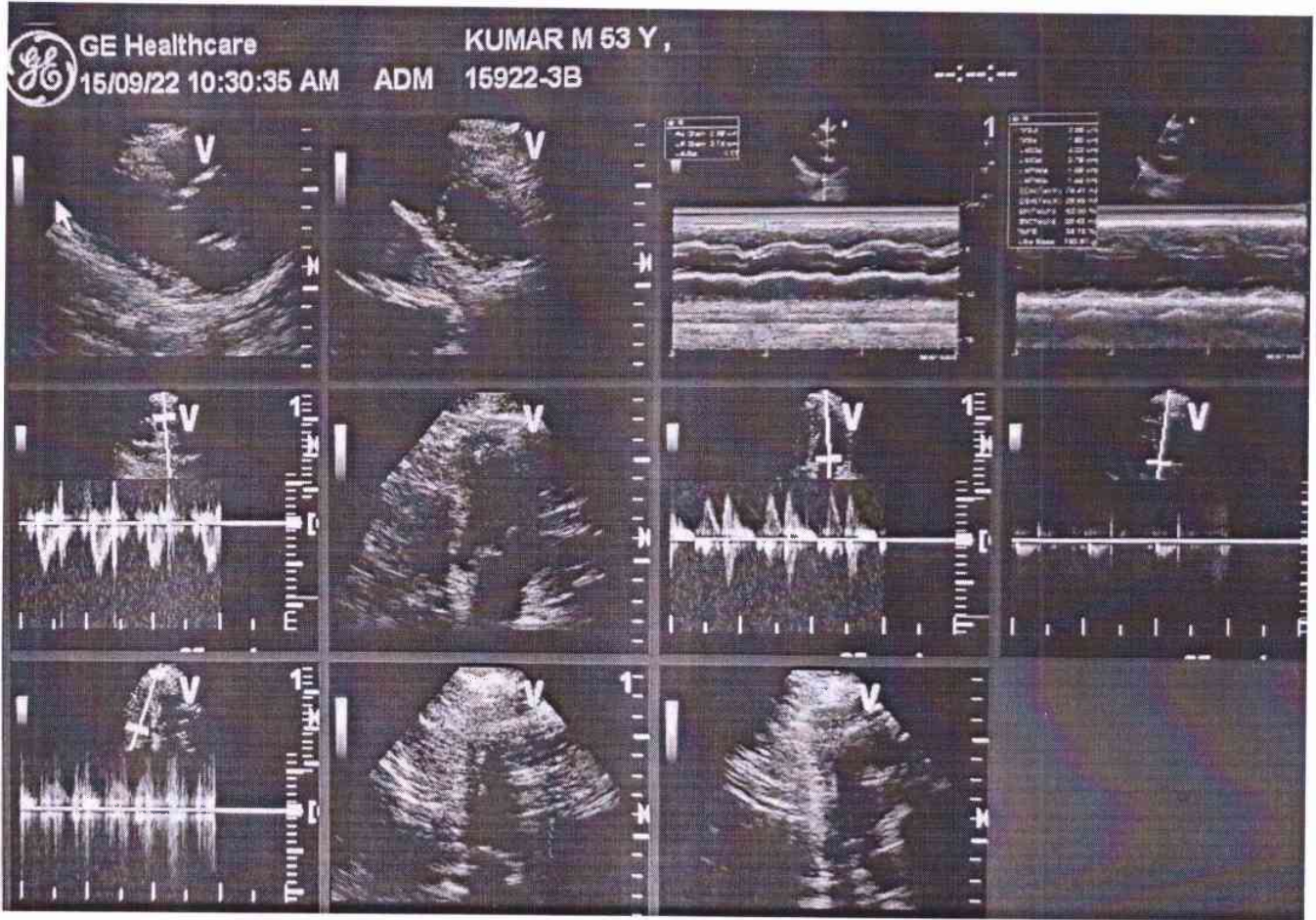
| | |
|--------------------|----------------------------|
| LA : 35 mm | MV : E 0.90 A : 0.80 m/sec |
| AO : 25 mm | AV : 1.32 m/sec |
| RVID : 22 mm | TV : 0.43 m/sec |
| LVIDD : 50 mm | PV : 0.69 m/sec |
| LVIDS : 30 mm | |
| IVSD : 12 mm | MR : Nil |
| IVSS : 15 mm | AR : Nil |
| LVPWD: 10 mm | TR : Nil |
| LVPWS : 17 mm | PR : Nil |
| FS : 32.65 % | |
| EF : 64.34 % | |
| LV mass: 242.68 gm | |

IMPRESSION

- Normal Chamber Dimensions.
- No RWMA.
- Normal LV Systolic Function. LVEF 59%
- Normal Valves.
- Normal Color Flow Doppler Study.
- No Thrombus / PE.

Dr. Consultant Cardiologist

BANGALORE DIAGNOSTICS &
MULTI-SPECIALITY CENTRE
198, 12th Main, 3rd Block
Rajajinagar, Bangalore-560 010



BANGALORE DIAGNOSTICS &
MULTI-SPECIALITY CENTRE
198, 12th Main, 3rd Block
Dr. Singar, Bangalore-55 009



Bangalore Diagnostics & Multi-Speciality Centre

Quality Assurance : EQAP from AIIMS & CMC- Vellore

Quality. Trust. Since 1982.

198, 12th Main, 3rd Block, (Above Namma MTR, Next to SBI), Rajajinagar, Bangalore- 560 010.

Ph. : 080-23505407, 9448079978 e-mail : bangalore.d.s@gmail.com

| | | | |
|--------------|----------------|------------|------------|
| Patient Name | MR.KUMAR .K. | Patient Id | X-RAY-75 |
| Age/DOB | 53/ | Gender | M |
| Ref.Doctor | BANK OF BARODA | Date | 15/09/2022 |

Thank you for referring the patient for XRay

X-RAY CHEST PA VIEW

OBSERVATION:

The trachea is central.

The mediastinal and cardiac silhouette are normal.

Cardiothoracic ratio is normal.

Cardiophrenic and costophrenic angles are normal.

Both hila are normal.

The lung fields are clear.

Bones of the thoracic cage are normal.

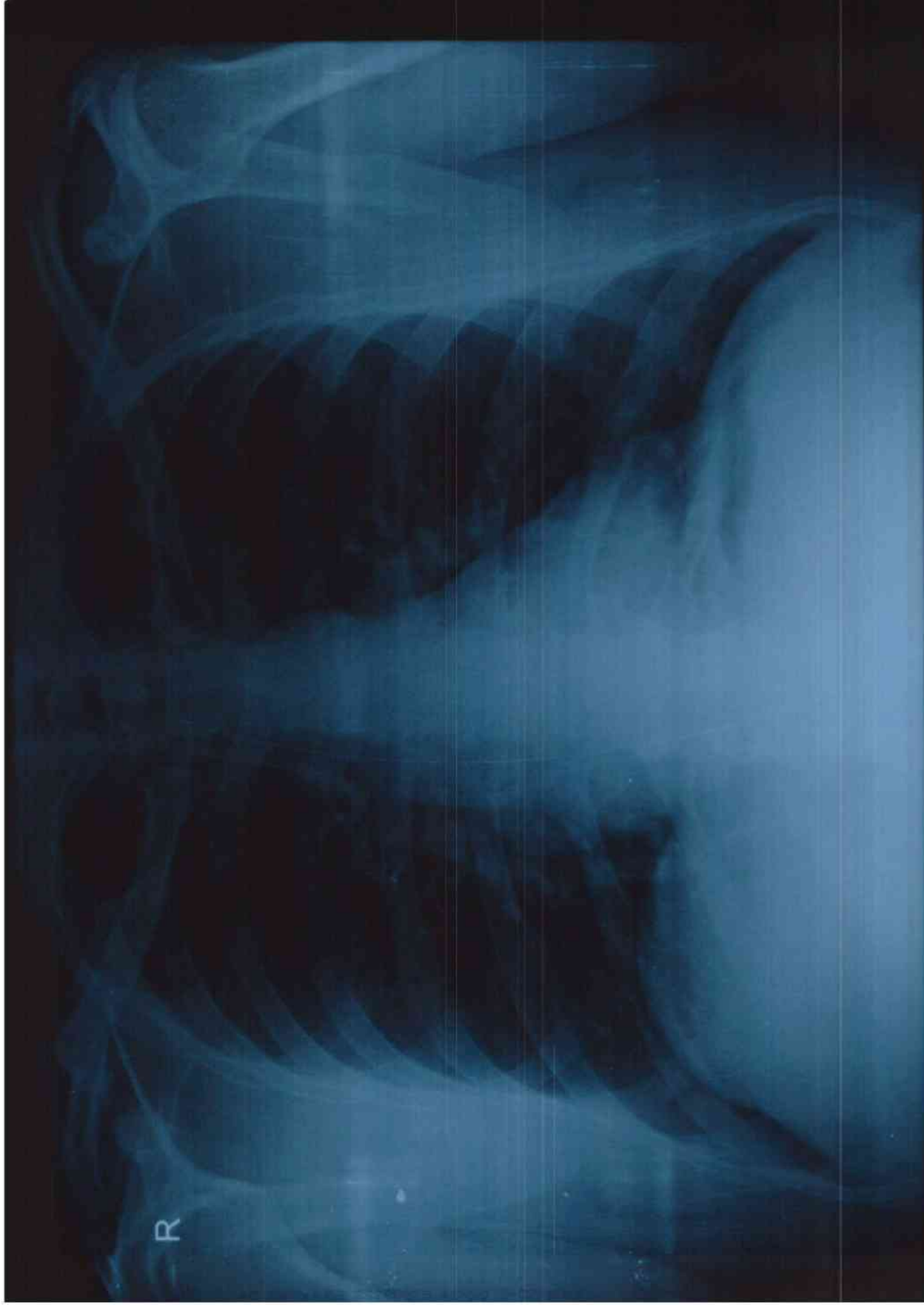
Soft tissues of the chest wall are normal.

IMPRESSION:

- No significant abnormality seen.

Dr. Shankar Poudel
MD Radiodiagnosis
Consultant Radiologist

BANGALORE DIAGNOSTICS &
MULTI-SPECIALITY CENTRE
198, 12th Main, 3rd Block
Rajajinagar, Bangalore-560 010



D74 MR KUMAR, K 53 M 15/09/2022 10:51:12
BANGALORE DIAGNOSTIC SERVICE RAJAJINAGARA BANGALORE 560010



Bangalore Diagnostics & Multi-Speciality Centre

Quality Assurance : EQAP from AIIMS & CMC- Vellore

Quality. Trust. Since 1982.

198, 12th Main, 3rd Block, (Above Namma MTR, Next to SBI), Rajajinagar, Bangalore- 560 010.

Ph. : 080-23505407, 9448079978 e-mail : bangalore.d.s@gmail.com

ELECTROCARDIOGRAM


NAME/AGE : Mr. Kumar, M

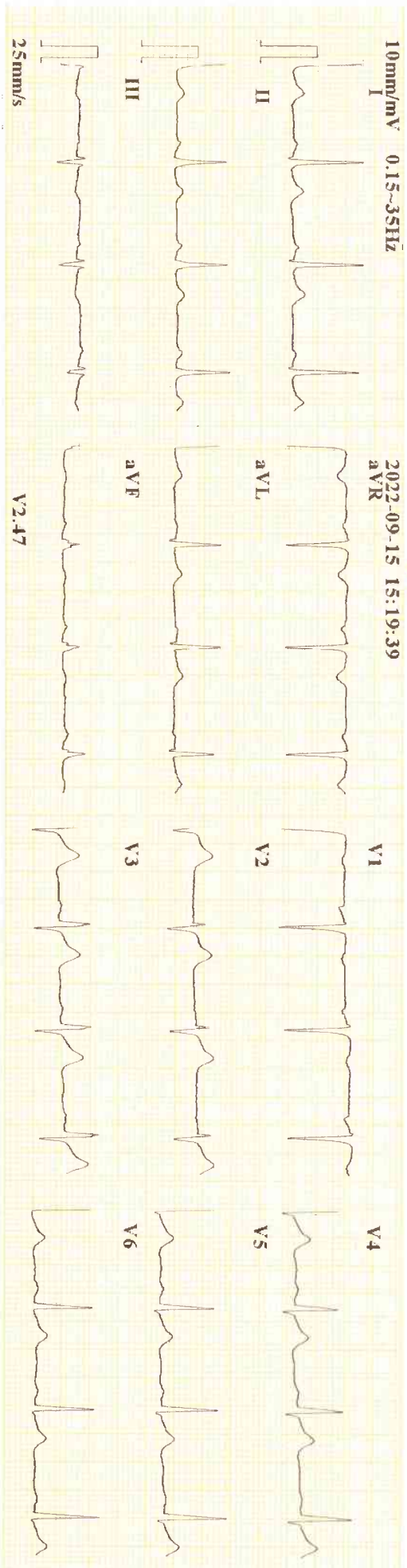
Lab No.: Bank of Baroda DATE: 15/09/22

ECG FINDINGS

| | | | |
|----------------------------------|-----------------|-------------|----------------------|
| Standardization | <u>low</u> | Rate | <u>84</u> |
| Rhythm | <u>sin</u> | Axis | <u>✓</u> |
| P Wave | <u>✓</u> | PR Interval | <u>0.14 sec</u> |
| Q Wave | <u>✓</u> | QRS Voltage | <u>SV1 + AVR 2.2</u> |
| QRS Duration | <u>0.08 sec</u> | ST Segment | <u>500 Electro</u> |
| QT interval | <u>0.38 sec</u> | | |
| U Wave | | Wave | <u>✓</u> |
| Recommendations <u>Normal</u> | | | |

BANGALORE DIAGNOSTICS &
MULTI-SPECIALITY CENTRE
198, 12th Main, 3rd Block
Rajajinagar, Bangalore-560 010


Dr. ASHOK
MD (Internal Medicine)
Reg No 13444



ID : 220915-1519
 Name : *KUMdV, VY*
 Age : 53 yr
 Sex : Male
 BP :
 Height : cm
 Weight : kg

HR : 81 bpm
 P Dur : 102 ms
 PR int : 149 ms
 QRS Dur : 88 ms
 QT/QTc int : 338/393 ms
 P/QRS/T axis : 57/24/19 °
 RV5/SV1 amp : 1.032/1.078 mV
 RV6/SV2 amp : 2.110 mV
 RV6/SV2 amp : 1.080/0.418 mV

Minnesota Code:
 9-4-1(V3)

Diagnosis Information:
 800: Sinus Rhythm
 **** Normal ECG****

Report Confirmed by:

Cardiologist