

# REVIVAL DIAGNOSTICS



## HEALTH CHECK-UP SUMMARY

Name: Hirensinh Solanki

Date: 20/03/2022

Email ID :

Sex: M      Age: 33 Years      Contact No: 99 9896 8354      Remarks :

Under-weight	<input type="checkbox"/>
Normal	<input checked="" type="checkbox"/>
Over-weight	<input type="checkbox"/>

i> **BMI**

Height (in Cm) : <u>176</u>	Weight (in Kg) : <u>67</u>	BMI: <u>21.6</u>
Hip (in Cm) : <u>92</u>	Waist (in Cm) : <u>83</u>	Hip to Waist Ratio: <u>1.10</u>

ii> **Blood Pressure & Pulse**

112/72 mmHg  
70/min. Regular

If high or low, whether the person is on medication : YES /  NO

iii> **Blood Tests & Lung Function Remarks**

RS  
CVS } Ⓜ  
CNS } Ⓜ

If abnormal, whether the person is on medication : YES /  NO

iv> **Eye Test Remarks**

Eye Sight: Ⓜ      Ⓜ  
Color Vision: Ⓜ

v> **Heart Disease**

Whether any specific heart ailment detected (ECG findings) :  
normal

vi> **Any other problems needing attention / Overall Assessment :**

no

**Revival Diagnostic**  
401, Aqua Corridor,  
B/s. Star Bazar, Surat 395009.  
Mo. 91062-28601

Ⓜ Hirensinh Solanki

Ch. Patel  
Signature of the Doctor  
**Dr. Chirag Patel**  
M.B.B.S. G-49432

Laboratory Test Result are Subject to technical limitation and should be clinically correlate for final diagnosis



NAME: Hiransinh Solanki SEX: Mr  
BIRTHDATE: 17/06/1988 AGE: 33

## DEPARTMENT OF OPHTHALMOLOGY

### EYE TEST:

#### 1. VISION:

RIGHT EYE - 6/6

LEFT EYE - 6/6

#### 2. COLOR VISION:

RIGHT EYE - (2)

LEFT EYE - (2)

#### 3. FUNDUS:

RIGHT EYE - (2)

LEFT EYE - (2)

### REMARKS:

(X) HBS Solanki

**Revival Diagnostic**  
401, Aqua Corridor,  
B/s. Star Bazar, Surat-395009.  
No. 91062-28601  
Ophthalmologist/Optomtrist

Laboratory Test Result are Subject to technical limitation and should be clinically correlate for final diagnosis

# REVIVAL DIAGNOSTICS



## Dental Assessment Form

NAME  
AGE

Hirensinh Solanki  
33

DATE  
SEX

20/05/2022  
M

### \* CHIEF COMPLAINT

A CLINICAL FEATURES :- normal

1 CAVIES :-  
2 MISSING TOOTH :-  
3 MALOCCLUSION :-  
4 FILLING :-

B DIAGNOSIS :- normal

C PERSONAL HISTORY :- (A)

D PROVISIONAL D/G :- (A)

E MEDICAL HISTORY :- (A)

F FINAL D/G :- (A)

G TREATMENT PLAN :- NO

CLINT SIGN

(A) HBSolanki

**Revival Diagnostic**

401, Aqua Corridor,  
B/s. Star Bazar, Surat-395009.  
DOCTOR'S 91062-28601

Laboratory Test Result are Subject to technical limitation and should be clinically correlate for final diagnosis

4th Floor, Aqua Corridor, Hazira Road, Adajan Paal, Surat-395009.

0261 2747788

revivaldiagnostics.surat@gmail.com

www.revivaldiagnostics.com

This medical report is not intended for medico-legal purposes.



Name : HIRENSINH B SOLANKI  
Age/Sex : 33 Yrs. Male  
UHID : 16398  
Ref. By Dr. : MEDI WHEEL

Date : 20-Mar-2022 8:32 am  
Receipt No : 10701

## CBC HAEMOGRAM

PARAMETER	RESULT	UNITS	NORMAL RANGE
Hemoglobin	: 13.6	gm/dL	13.5-18.0
RBC Count	: 5.53	m/c.mm.	4.5-6.5
WBC Count	: 6700	c. mm.	4,000 - 10,000
Platelet Count	: 2.97	c. mm.	1.5 Lac - 5.0 Lac
<b>Blood Indices</b>			
Hematocrit (PCV)	: 45.4	%	39-54 %
MCV	: 82.1	fl	75-96
MCH	: 24.6	pg	27-32
MCHC	: 30.0	g/dL	30-36
RDW	: 12.2	%	11- 16
ESR (WINTORBE)	: 09	mm./hr.	0-20
<b>DIFF WBC Count</b>			
Neutrophils	: 56	%	40-75
Lymphocytes	: 39	%	20-50
Eosinophils	: 03	%	1-6
Monocytes	: 02	%	2-10
Basophils	: 00	%	0-5
Band Form	: 00	%	0-5

### Smear Study

Platelets in Smear : Adequate  
Malarial Parasites : Malarial Parasites Not Detected  
Blood Group : "A"  
RH Factor : Positive

**Revival Diagnostic**

401, Aqua Corridor,  
B/s. Star Bazar, Surat-395009  
Mo. 91062-28001

Lab Technician/Technologist  
Zarna K Gandhi (Msc. Biotech)

Pathologist  
Dr. Mihir Icecreamwala

Operator Name: Zarna Gandhi | Subject to technical limitation | Print Date & Time: 20 Mar 2022 09:02 AM | Magnosis

4th Floor, Aqua Corridor, Hazira Road, Adajan Paal, Surat-395009.

0261 2747788

revivaldiagnostics.surat@gmail.com

www.revivaldiagnostics.com

This medical report is not intended for medico-legal purposes.



Name : HIRENSINH B SOLANKI  
Age/Sex : 33 Yrs./Male  
UHID : 16398  
Ref. By Dr. : MEDI WHEEL


Date : 20-Mar-2022 8:32 am  
Rec. No : 10701

## BIOCHEMISTRY

TEST	RESULTS	Unit	REFERENCE RANGE
GGT	: 26	U/L	5 - 50 U/L
SGOT	: 20	U/L	0 - 50 U/L
SGPT	: 22	U/L	0 - 50 U/L
Alkaline Phosphatase	: 67	IU/l	38 - 126 IU/l
Total Bilirubin	: 1.0	mg/dl	0.2 - 1.2 mg/dl
Direct Bilirubin	: 0.4	mg/dl	0.1 - 0.4 mg/dl
Indirect Bilirubin	: 0.6	mg/dl	0.1 - 0.8 mg/dl
Blood Urea Nitrogen ( BUN )	: 12	mg/dl	9 - 20 mg/dl
Creatinine	: 0.9	mg/dl	0.5 - 1.5 mg/dl
Uric Acid	: 6.2	mg/dl	4 - 8.5 mg/dl
Blood Sugar - F	: 99	mg/dL	70 - 110 mg/dL
Urine Sugar - F	: Absent		
Urine Ketone - F	: Absent		
Blood Sugar- PP	: 121	mg/dL	80 - 140 mg/dL
Urine Sugar - PP	: Absent		
Urine Ketone - PP	: Absent		
Total Protein	: 7.0	gm/dl	6.3 - 8.2 gm/dl
S.Albumin	: 4.1	gm/dl	3.7 - 5.3 gm/dl
Globulin	: 2.9	gm/dl	2.4 - 3.2 gm/dl

Lab Technician/Technologist  
Zarna K Gandhi (Msc. Biotech)

**Revival Diagnostic**  
401, Aqua Corridor,  
B/s. Star Bazar, Surat-395009  
Mo. 91062-28601

  
Pathologist  
Dr. Mihir Icecreamwala

Operator Name : Zarna Gandhi

Print Date & Time : 20-Mar-2022

Laboratory Test Result are Subject to technical limitation and should be clinically correlate for final diagnosis

# REVIVAL DIAGNOSTICS



A/G Ratio

: 1.41


gm/dl

1 - 2.3 gm/dl



**Revival Diagnostic**  
401, Aqua Corridor,  
B/s. Star Bazar, Surat-395009  
Mo. 91062-28601

Lab Technician/Technologist  
Zarna K Gandhi (Msc. Biotech)

  
Pathologist  
Dr. Mihir Icecreamwala

Operator Name : Zarna Gandhi

Print Date & Time : 20-Mar-2022

Laboratory Test Result are Subject to technical limitation and should be clinically correlate for final diagnosis



Name : HIRENSINH B SOLANKI

Date : 20-Mar-2022

Age/Sex : 33 Yrs. Male

08:32:26AM

UHID : 16398

Receipt No : 10701

Ref. By Dr. : MEDI WHEEL

## REPORT OF SERUM LIPID PROFILE

Test	Result	Reference Range
Serum Cholesterol	175	Normal : Less than 200 mg / dl Borderline : 200 to 239 mg / dl Undesirable : More than 240 mg / dl
Serum Triglyceride	110	Normal : Less than 150 mg / dl Borderline High : 150 to 199 mg / dl High : 200 - 499 mg / dl Very High : More than 500 mg / dl
Serum HDL - Cholesterol (Good Cholesterol )	51	Desirable : More than 55 mg / dl Borderline : 35 to 55 mg / dl Undesirable : Less than 35 mg / dl
Serum LDL - Cholesterol (Bad Cholesterol)	102	Optimal : Less than 100 mg / dl Above Optimal : 100 - 129 mg / dl Borderline High : 130 to 159 mg / dl High : 160 to 189 mg / dl Very High : More than 190 mg / dl
VLDL	22	Normal : 5 to 30 mg / dl
Chol. / HDL - Chol. Ratio	3.4	Low Risk : Less than 3.8 Medium Risk : 3.8 to 5.9 High Risk : More than 6
LDL / HDL - Chol. Ratio	2	Low Risk : Less than 3.55 Medium Risk : 3.55 - 4 High Risk : More than 6

### Revival Diagnostic

401, Aqua Corridor,  
B/s. Star Bazar Surat-395009  
Mo. 91062-28601

Lab Technician/Technologist  
Zarna K Gandhi (Msc. Biotech)

Pathologist  
Dr. Mihir Icecreamwala

Operator Name: Zarna Gandhi

PrintDate & Time: 20-Mar-2022 11:33:00AM

Laboratory Test Result are Subject to technical limitation and should be clinically correlate for final diagnosis

4th Floor, Aqua Corridor, Hazira Road, Adajan Paal, Surat-395009.

0261 2747788

revivaldiagnostics.surat@gmail.com

www.revivaldiagnostics.com

This medical report is not intended for medico-legal purposes.



Name : HIRENSINH B SOLANKI  
Age/Sex : 33 Yrs. / Male  
UHID : 16398  
Ref. By Dr. : MEDI WHEEL

Date : 20-Mar-2022 8:32 am  
Receipt No : 10701

## ROUTINE URINE EXAMINATION REPORT

### PHYSICAL EXAMINATION :

Quantity : 20 ml  
Colour : Pale Yellow  
Appearance : Clear  
Reaction : Acidic  
Specific Gravity : 1.010


### CHEMICAL EXAMINATION :

Proteins : Absent  
Sugar : Absent  
Acetone : Absent  
Bile Salts : Absent  
Bile Pigments : Absent  
Urobilinogen : Normal  
O.B.T. : Negative

### MICROSCOPIC EXAMINATION :

Pus Cells : Occasional  
R. B. C. : Absent  
Epithelial Cells : 1-2/hpf.  
Bacteria : Absent  
Casts : Absent  
Crystals : Absent  
Yeast cell : Absent  
Mucus : Absent  
Other Findings : NIL

Lab Technician/Technologist  
Zarna K Gandhi (Msc. Biotech)

**Revival Diagnostic**  
401, Aqua Corridor,  
B/s. Star Bazar, Surat-395009  
Mo. 91062-28001  
  
Pathologist  
Dr. Mihir Icecreamwala

Laboratory Test Result are Subject to technical limitation and should be clinically correlate for final diagnosis

Operator Name: Zarna Gandhi

Print Date & Time: 20-Mar-2022 11:34:00AM

4th Floor, Aqua Corridor, Hazira Road, Adajan Paal, Surat-395009.

☎ 0261 2747788

✉ revivaldiagnostics.surat@gmail.com

🌐 www.revivaldiagnostics.com

This medical report is not intended for medico-legal purposes.





Name : HIRENSINH B SOLANKI

Date : 20-Mar-2022

Age/Sex : 33 Yrs. Male

Receipt No : 10701

UHID : 16398

Ref. By Dr. : MEDI WHEEL

## REPORT OF GLYCOSYLATED HEMOGLOBIN [ HbA1C ]

Parameter	Result	Unit	Biological Reference Interval
Hemoglobin A1C(HbA1C)	5.4	%	HbA1C Degree of Glucose Control < 5.6 % Non Diabetics 5.7 - 6.4 % Prediabetics > = 6.5 % Diabetics

(REF : Wallace, 11th Edition)

### REMARKS:

6 - 7 % Excellent Control  
7 - 8 % Good Control  
8 -10 % Unsatisfactory Control  
> 10 % Poor Control

Method : High performance liquid chromatography (HPLC)

MEAN BLOOD GLUCOSE OVER THE PAST 60 DAYS FROM THE HbA1C RESULT : 000 mg/dl

Remarks : GHb test is useful for the long term control and monitoring of diabetes mellitus since it reflects the integration of blood glucose levels during past 4-8 weeks.

**Revival Diagnostic**  
401, Aqua Corridor,  
B/s. Star Bazar. Surat-395009  
Mo. 91062-28601

Pathologist

Dr. Mihir Icecreamwala

Print Date & Time :20-Mar-2022 11:33:00AM

Lab Technician/Technologist  
Zarna K Gandhi (Msc. Biotech)  
Operator Name :Zarna Gandhi

Laboratory Test Result are Subject to technical limitation and should be clinically correlate for final diagnosis

4th Floor, Aqua Corridor, Hazira Road, Adajan Paal, Surat-395009.

0261 2747788

revivaldiagnostics.surat@gmail.com

www.revivaldiagnostics.com

This medical report is not intended for medico-legal purposes.



Name : HIRENSINH B SOLANKI

Date : 20-Mar-2022 8:32  
am

Age/Sex : 33 Yrs. Male  
UHID : 16398

Receipt No : 10701

Ref. By Dr. : MEDI WHEEL

## THYROID TEST

TEST	RESULT	NORMAL RANGE
T3	0.96	0.87 - 1.78 ng/ml
T4	7.90	4.60 - 13.5 ug/dl
TSH	2.96	0.50 - 5.50 uIU/ml 5.5 to 15 uIU/ml - Suggested Clinical co-relation Or Repeat test with new sample as physiological factors can give falsely high TSH Above 15uIU/ml Hypothyroid

PREGNANT WOMEN normal ranges for  
TSH:  
1st Trimester :0.0878 - 2.8293 uIU/ml  
2nd Trimester :0.1998 - 2.7915 uIU/ml  
3rd Trimester :0.307 - 2.9028 uIU/ml  
Ref:Tietz Fundamentals of Clinical  
Chemistry.

### Revival Diagnostic

401, Aqua Corridor,  
B/s. Star Bazar. Surat-395009  
Mo. 91002-28601

Lab Technician/Technologist  
Zarna K Gandhi (Msc. Biotech)

Pathologist  
Dr. Mihir Icecreamwala

Operator Name : Zarna Gandhi

Print Date & Time : 20-Mar-2022

Laboratory Test Result are Subject to technical limitation and should be clinically correlate for final diagnosis

4th Floor, Aqua Corridor, Hazira Road, Adajan Paal, Surat-395009.

0261 2747788

revivaldiagnostics.surat@gmail.com

www.revivaldiagnostics.com

This medical report is not intended for medico-legal purposes.



Name : HIRENSINH B SOLANKI  
Age/Sex : 33 Yrs. Male  
UHID : 16398  
Ref. By Dr. : MEDI WHEEL

Date : 20-Mar-2022  
Receipt No : 10701  
Sample Received On : 20-Mar-22 8:32 am

## REPORT OF TUMOR MARKERS

Test	Result	Normal Range
PROSTATE SPECIFIC ANTIGEN (PSA)	: 0.01 ng/ml	[0.0 - 2.5 ng/ml] 40 - 49 Years [0.0 - 3.5 ng/ml] 50 - 59 Years [0.0 - 4.5 ng/ml] 60 - 69 Years [0.0 - 5.5 ng/ml] 70 - 79 Years

REVIVAL  
DIAGNOSTICS

Lab Technician/Technologist  
Zarna K Gandhi (Msc. Biotech)  
Operator Name: Zarna Gandhi

Revival Diagnostic  
401, Aqua Corridor,  
B/s. Star Bazar, Surat-395009  
Mo. 9107138801  
Pathologist  
Dr. Mihir Icecreamwala  
PrintDate & Time: 20-Mar-2022

**Method: - Test performed on Automated Chemiluminescence Assay [COBAS E411, ROCHE]**  
Corrobrative clinicopathologic correlation is essential for final diagnosis. Test reports are subjected to technical limitation and should be clinically co-related. Laboratory may be contacted if required.

Laboratory Test Result are Subject to technical limitation and should be clinically correlate for final diagnosis



Objective : FOR TESTING PURPOSE ONLY.

Protocol : BRUCE

Stage	StageTime (Min:Sec)	PhaseTime (Min:Sec)	Speed (kmph)	Grade (%)	METS	H.R. (bpm)	B.P. (mmHg)	R.P.P. x100	PVC	Comments
Supine					1.0	78	112/72	87	-	
Standing					1.0	79	112/72	88	-	
HV					1.0	85	112/72	95	-	
ExStart					1.0	85	112/72	95	-	
Stage 1	3:00	3:01	2.7	10.0	4.6	120	120/80	144	-	
Stage 2	3:00	6:01	4.0	12.0	7.0	159	130/80	206	-	
PeakEx	0:16	6:17	5.5	14.0	7.3	167	130/80	217	-	
Recovery	1:00		0.0	0.0	1.1	143	140/80	200	-	
Recovery	2:00		0.0	0.0	1.0	118	140/80	165	-	
Recovery	3:00		0.0	0.0	1.0	116	140/80	162	-	
Recovery	3:10		0.0	0.0	1.0	110	130/80	143	-	

Medication : Nil

History : Nil

Test End Reason : Test Complete

Findings :

The patient exercised according to BRUCE for 6:17, achieving a work level of Max METS:7.3. Resting heart rate initially 78 bpm, rose to a max. heart rate of 167 bpm which represents 89% of maximum age predicted heart rate. Resting blood pressure 112/72 mmhg, rose to a maximum blood pressure of 130/80 mmhg. The exercise stress test was stopped due to Test Complete

Parameters :

Exercise Time : 6:17 minutes

Max HR attained : 167 bpm 89% of Max Predictable HR 187

Max BP : 130/80(mmHg)

WorkLoad attained : 7.3 (Fair Effort Tolerance )

NOsignificant ST segment changes noted during exercise or recovery.

NOAngina/Arrhythmia/S3/murmur

Final Impression : Test is negative for inducible ischaemia.

Advice/Comments:

**Revival Diagnostic**

401, Aqua Corridor,

B/s. Star Bazar, Surat-395009.

Mo. 91062-28601

**DR. ADITI PATEL**  
M.B.B.S. D. CARD (MAM)  
CLINICAL CARDIOLOGIST  
REG.NO.G-42901

**REDIUS DIAGNOSTICS**  
 4TH FLOOR, AQUA CORRIDOE, NEAR STAR BAZAR, ADAJAN- 395009, SURAT  
 5002/HIRENSINH B SOLANKI  
 33 Yrs/Male  
 67 Kg/176 Cms

Date: 20-Mar-2022 09:10:50 AM

**12 Lead + Comparison**

HR: 80 bpm  
 METS: 1.0  
 BP: 112/72

MPHR: 42% of 187  
 Speed: 0.0 kmph  
 Grade: 0.0%

Raw ECG  
 BRUCE  
 (1.0-100)Hz

Ex Time 00:31  
 BLC :On  
 Notch :On

SUPINE  
 10.0 mm/mV  
 25 mm/Sec.



REDIUS DIAGNOSTICS

4TH FLOOR, AQUA CORRIDOE, NEAR STAR BAZAR, ADAJAN- 395009, SURAT

5002/HIRENSINH B SOLANKI  
33 Yrs/Male  
67 Kg/176 Cms

Date: 20-Mar-2022 09:10:50 AM

HR: 83 bpm  
METS: 1.0  
BP: 112/72

MPHR: 44% of 187  
Speed: 0.0 kmph  
Grade: 0.0%

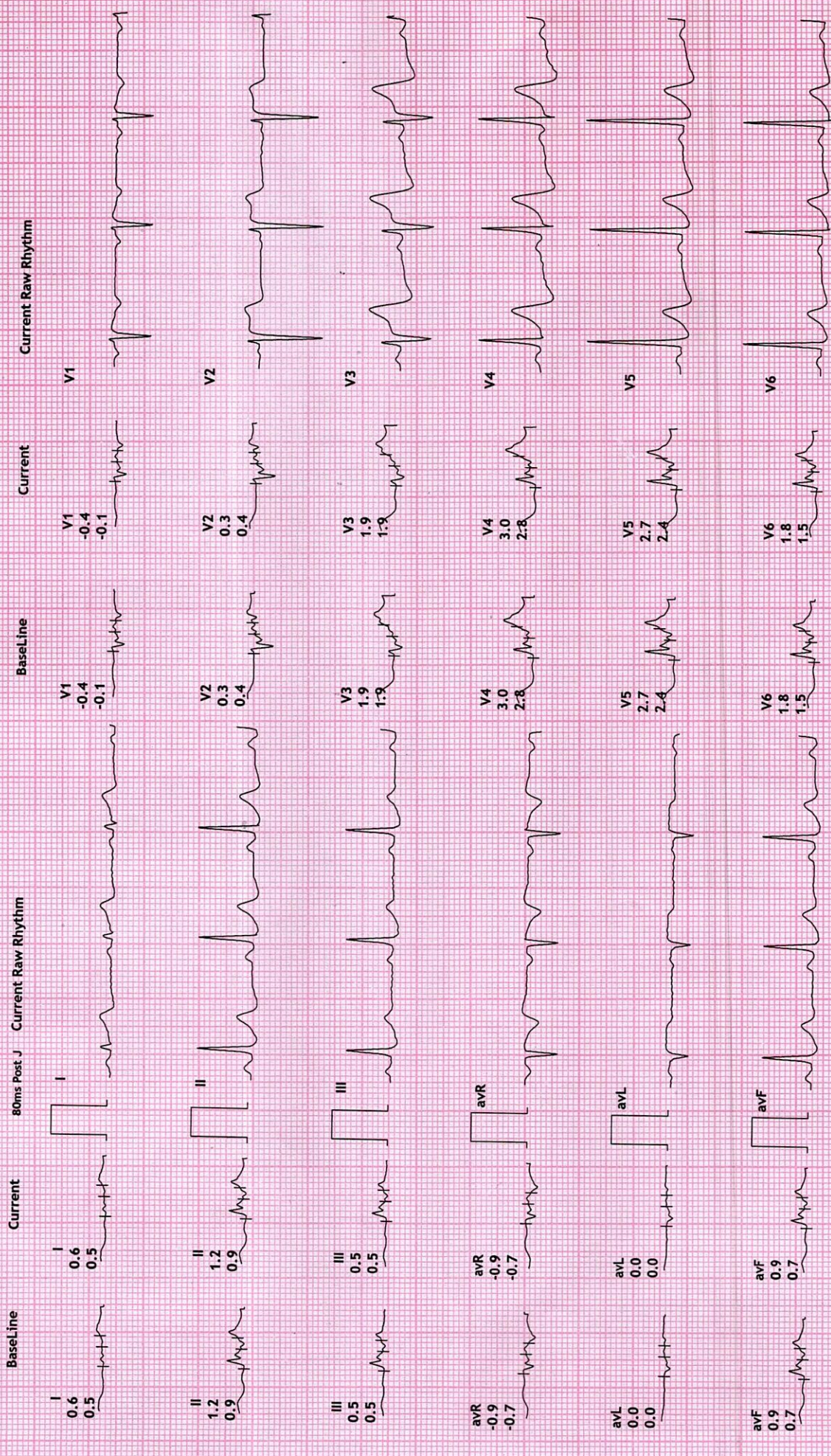
Raw ECG  
BRUCE  
(1.0-100)HZ

Ex Time 00:45  
BLC :On  
Notch :On

STANDING  
10.0 mm/mV  
25 mm/Sec.



12 Lead + Comparison



**REDIUS DIAGNOSTICS**

**4TH FLOOR, AQUA CORRIDOE, NEAR STAR BAZAR, ADAJAN- 395009, SURAT**

5002/HIRENSINH B SOLANKI

33 Yrs/Male

67 Kg/176 Cms

Date: 20-Mar-2022 09:10:50 AM

HR: 90 bpm

METS: 1.0

BP: 112/72

MPHR: 48% of 187

Speed: 0.0 kmph

Grade: 0.0%

**12 Lead + Comparison**

Raw ECG

BRUCE

(1.0-100)Hz

Ex Time 01:00

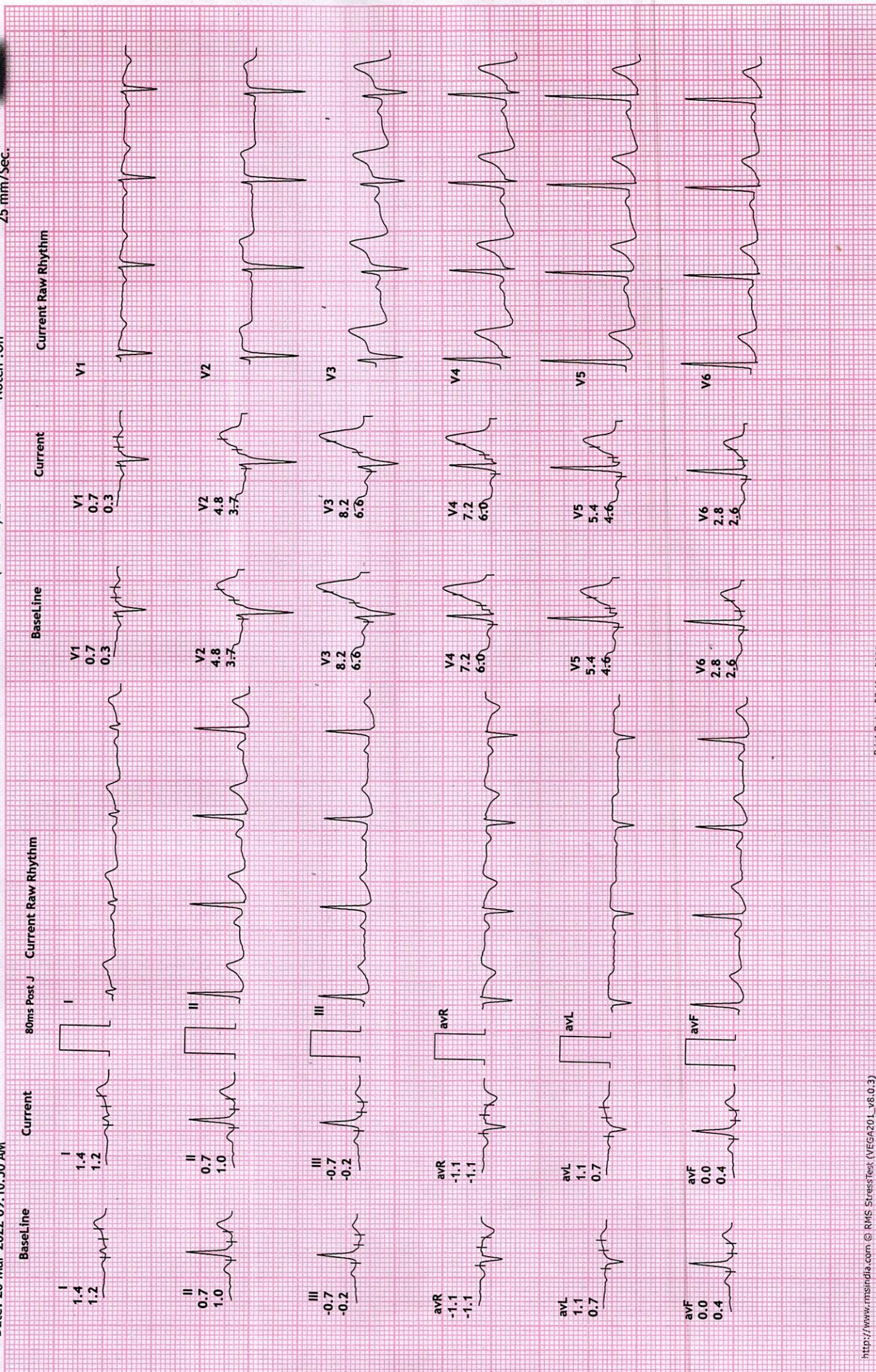
BLC :On

Notch :On

HV

10.0 mm/mV

25 mm/Sec.



**REDIUS DIAGNOSTICS**

**4TH FLOOR, AQUA CORRIDOE, NEAR STAR BAZAR, ADAJAN- 395009, SURAT**

5002/HIRENSINH B SOLANKI

33 Yrs/Male

67 Kg/176 Cms

Date: 20-Mar-2022 09:10:50 AM

**12 Lead + Comparison**

MPHR:43% of 187

HR: 82 bpm

Speed: 0.0 kmph

Grade: 0.0%

Raw ECG

BRUCE

(1.0-100)Hz

Ex Time 00:00

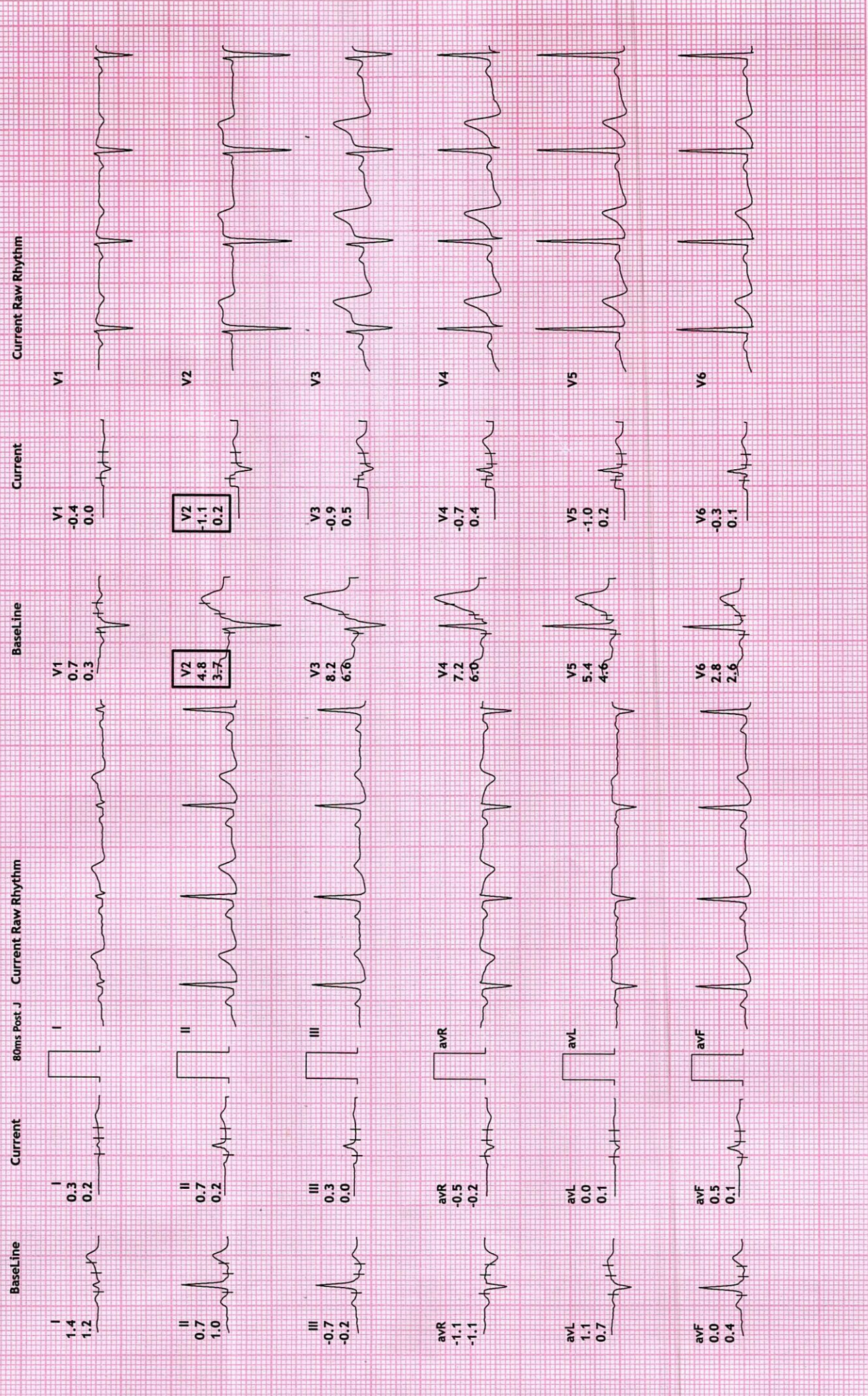
BLC :On

Notch :On

ExStrt

10.0 mm/mV

25 mm/Sec.





**REDIUS DIAGNOSTICS**

**4TH FLOOR, AQUA CORRIDOE, NEAR STAR BAZAR, ADAJAN- 395009, SURAT**

5002/HIRENSINH B SOLANKI  
33 Yrs/Male

67 Kg/176 Cms

Date: 20-Mar-2022 09:10:50 AM

HR: 120 bpm  
METS: 4.6  
BP: 120/80

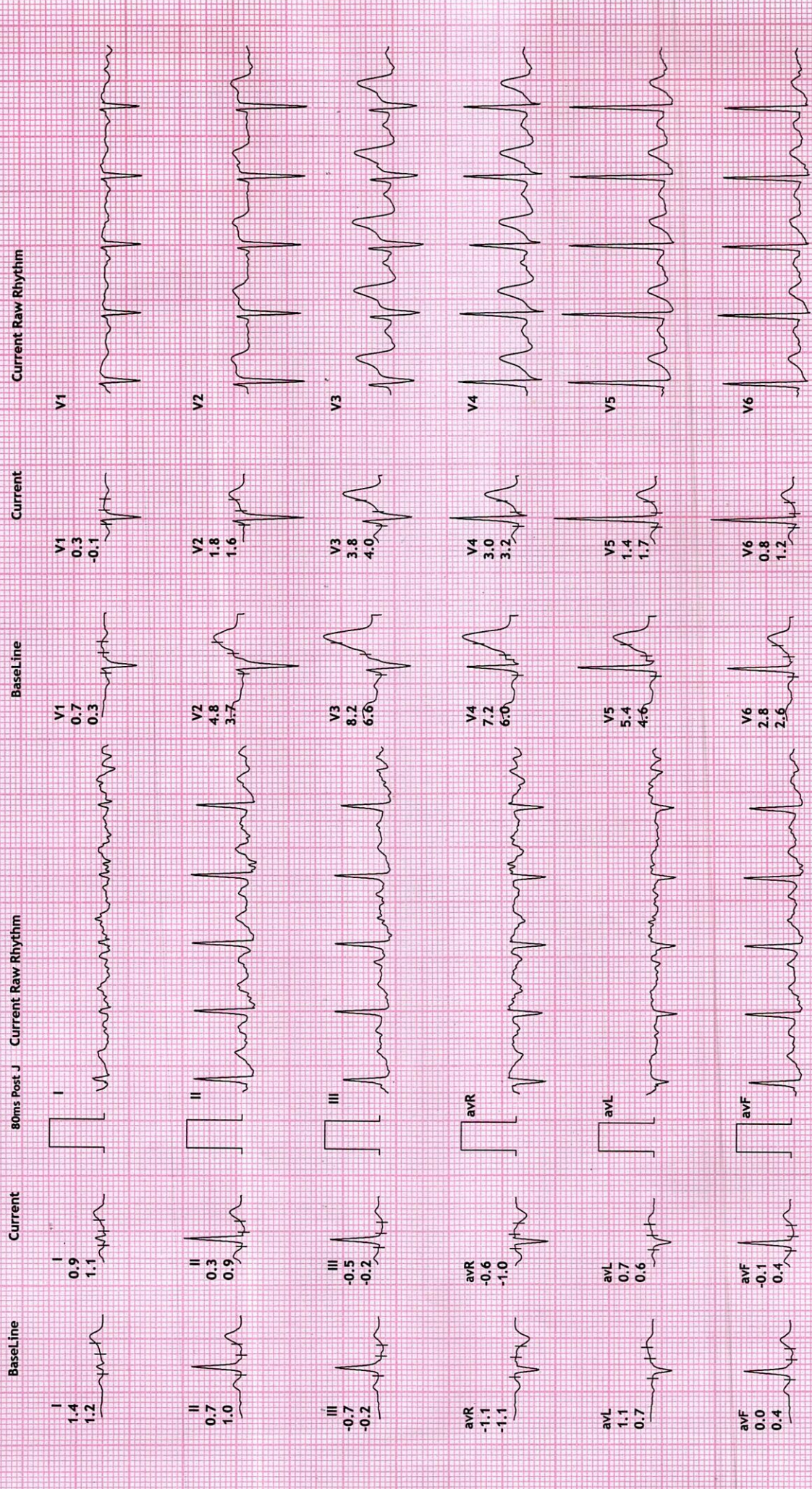
MPHR: 64% of 187  
Speed: 2.7 kmph  
Grade: 10.0%

**12 Lead + Comparison**

Raw ECG  
BRUCE  
(1.0-100)Hz

Ex Time 03:00  
BLC :On  
Notch :On

Stage 1 ( 03:00  
10.0 mm/mV  
25 mm/Sec.



**REDIUS DIAGNOSTICS**

**4TH FLOOR, AQUA CORRIDOE, NEAR STAR BAZAR, ADAJAN- 395009, SURAT**

5002/HIRENSINH B SOLANKI  
33 Yrs/Male

67 Kg/176 Cms

Date: 20-Mar-2022 09:10:50 AM

HR: 159 bpm  
METS: 7.0  
BP: 130/80

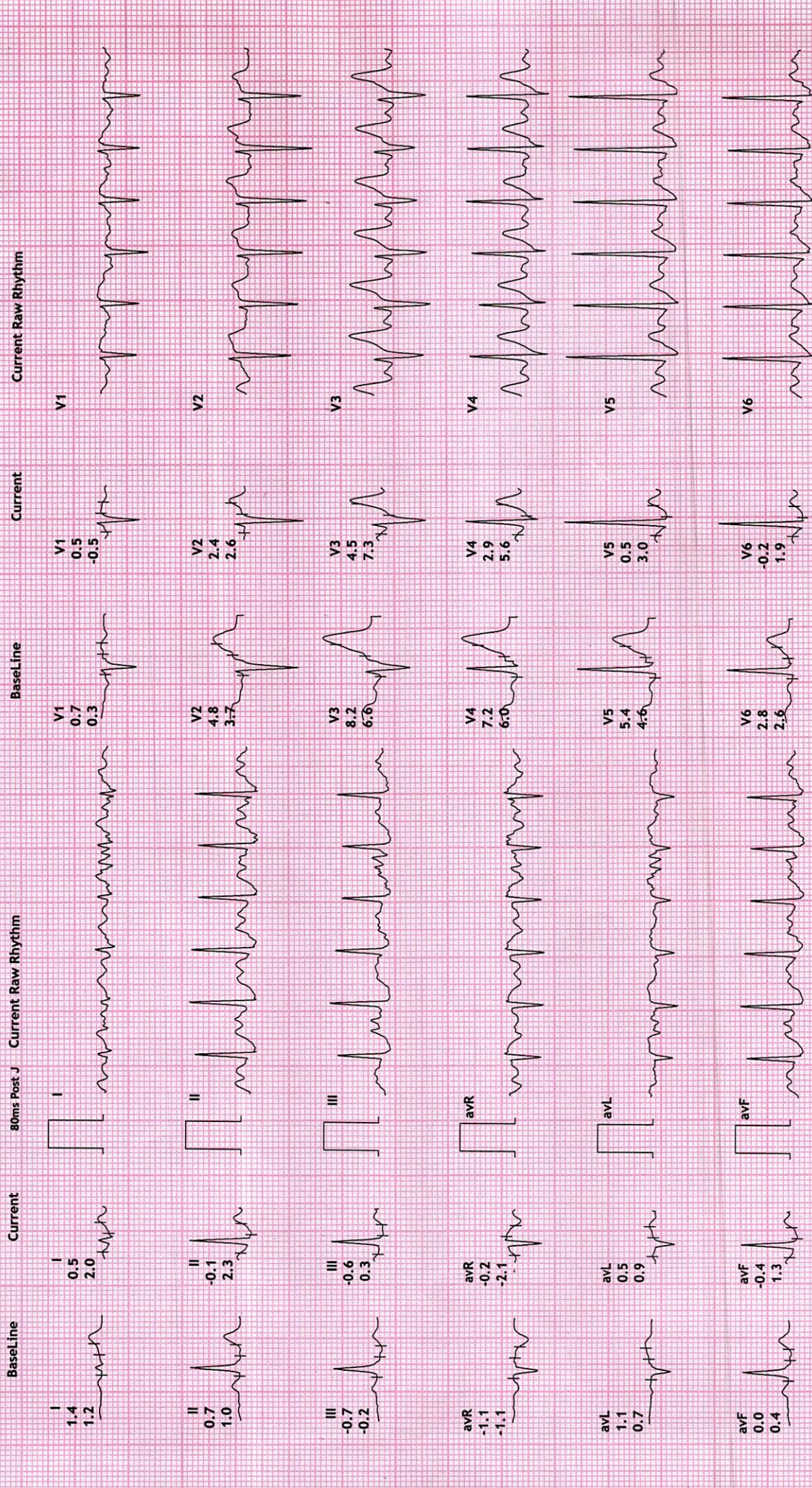
MPHR: 85% of 187  
Speed: 4.0 kmph  
Grade: 12.0%

**12 Lead + Comparison**

Raw ECG  
BRUCE  
(1.0-100)Hz

Ex Time 06:00  
BLC :On  
Notch :On

Stage 2 ( 03:00  
10.0 mm/mv  
25 mm/Sec.



**REDIUS DIAGNOSTICS**

**4TH FLOOR, AQUA CORRIDOE, NEAR STAR BAZAR, ADAJAN- 395009, SURAT**

5002/HIRENSINH B SOLANKI

33 Yrs/Male

67 Kg/176 Cms

Date: 20-Mar-2022 09:10:50 AM

**12 Lead + Comparison**

MPHR: 91% of 187

HR: 171 bpm

METS: 7.3

BP: 130/80

Raw ECG

BRUCE

(1.0-100)Hz

Ex Time 06:16

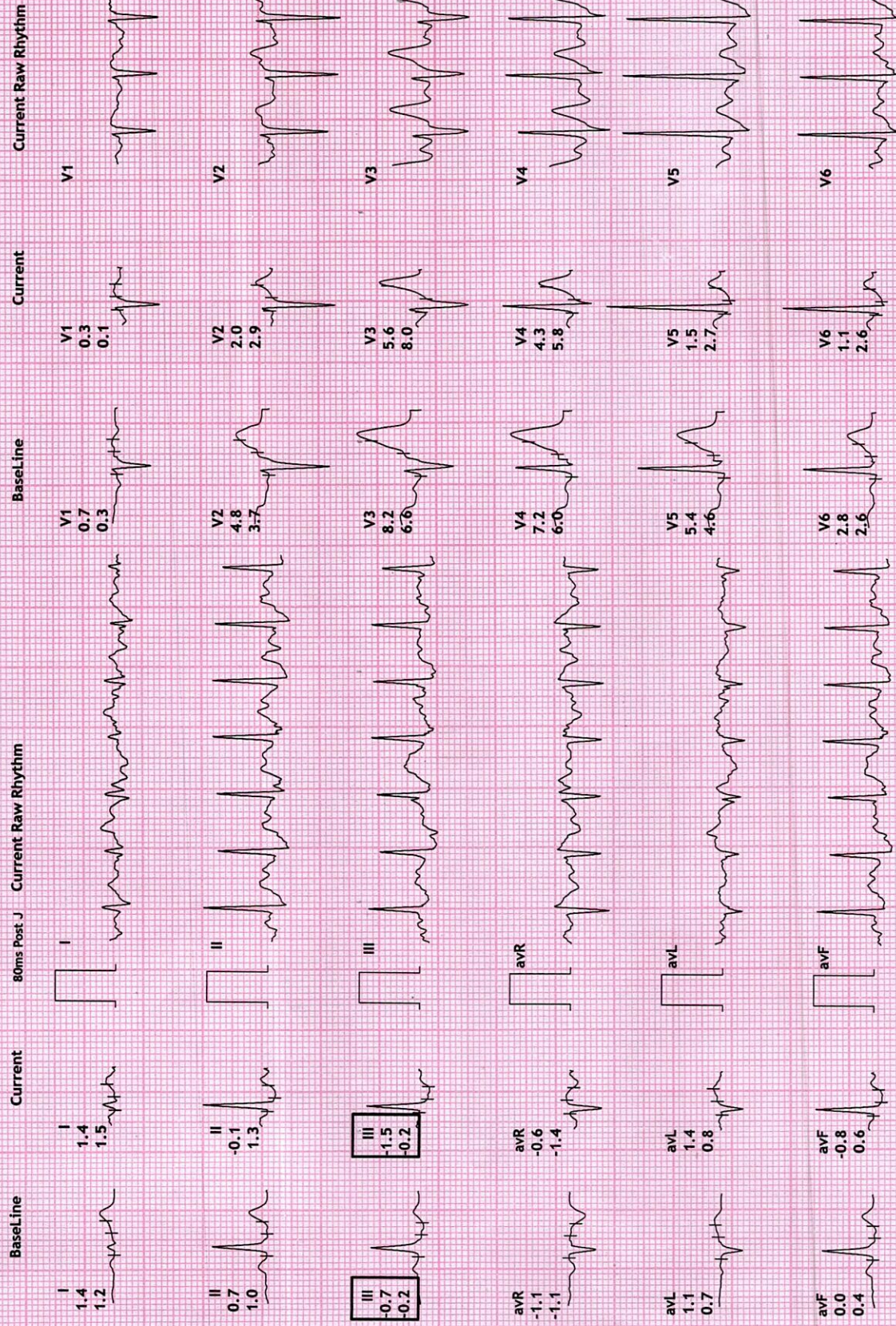
BLC :On

Notch :On

PeakEx

10.0 mm/mV

25 mm/Sec.



**REDIUS DIAGNOSTICS**

4TH FLOOR, AQUA CORRIDOE, NEAR STAR BAZAR, ADAJAN- 395009, SURAT

5002/HIRENSINH B SOLANKI

33 Yrs/Male

67 Kg/176 Cms

Date: 20-Mar-2022 09:10:50 AM

**12 Lead + Comparison**

MPHR: 76% of 187

HR: 143 bpm

METS: 1.0

BP: 140/80

Raw ECG

BRUCE

(1.0-100)Hz

Ex Time 06:16

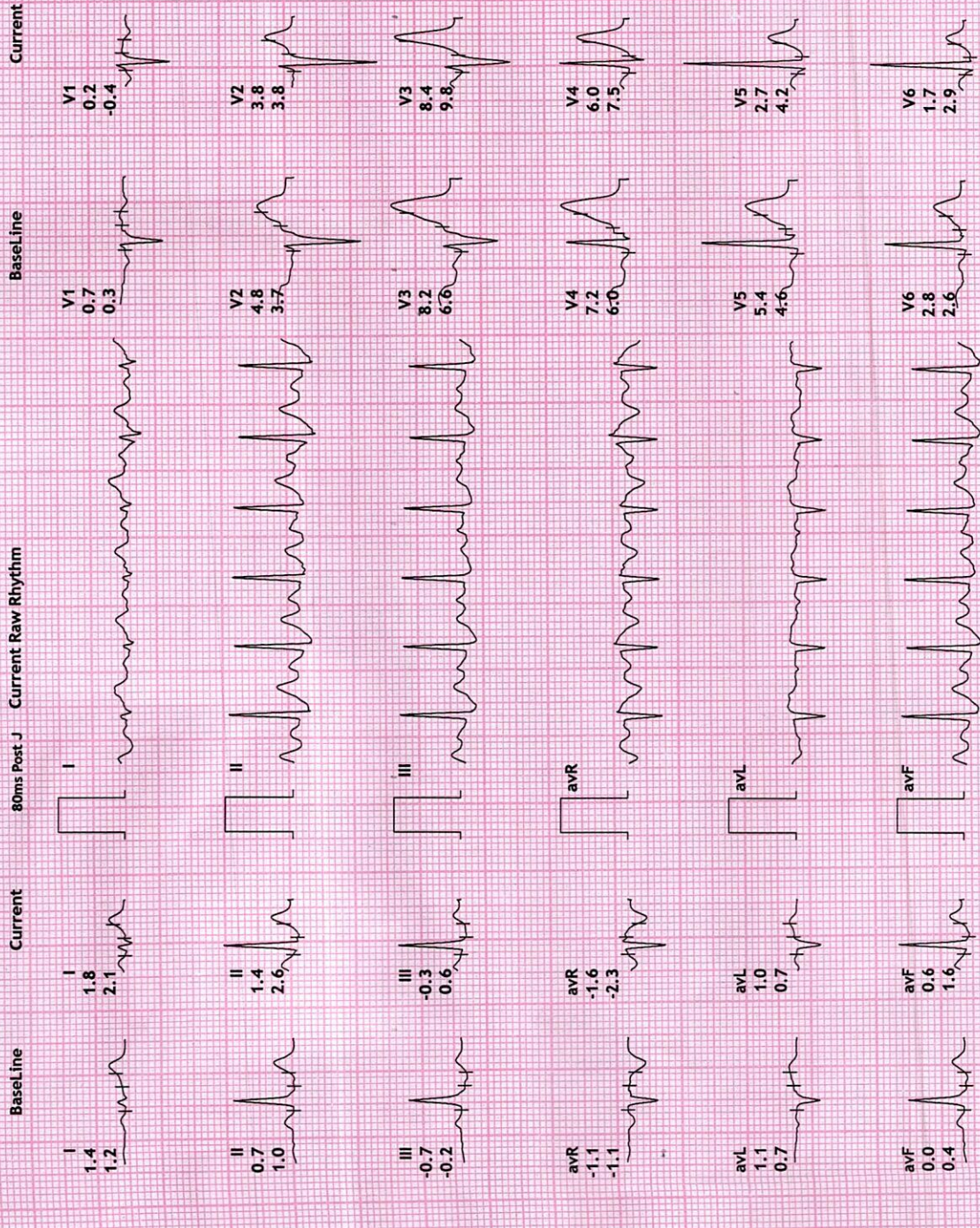
BLC :On

Notch :On

Recovery : ( 01

10.0 mm/mV

25 mm/Sec.





# 12 Lead + Comparison

**REDIUS DIAGNOSTICS**  
4TH FLOOR, AQUA CORRIDOE, NEAR STAR BAZAR, ADAJAN- 395009, SURAT

MPHR: 63% of 187  
Speed: 0.0 kmph  
Grade: 0.0%

Raw ECG  
BRUCE  
(1.0-100)Hz

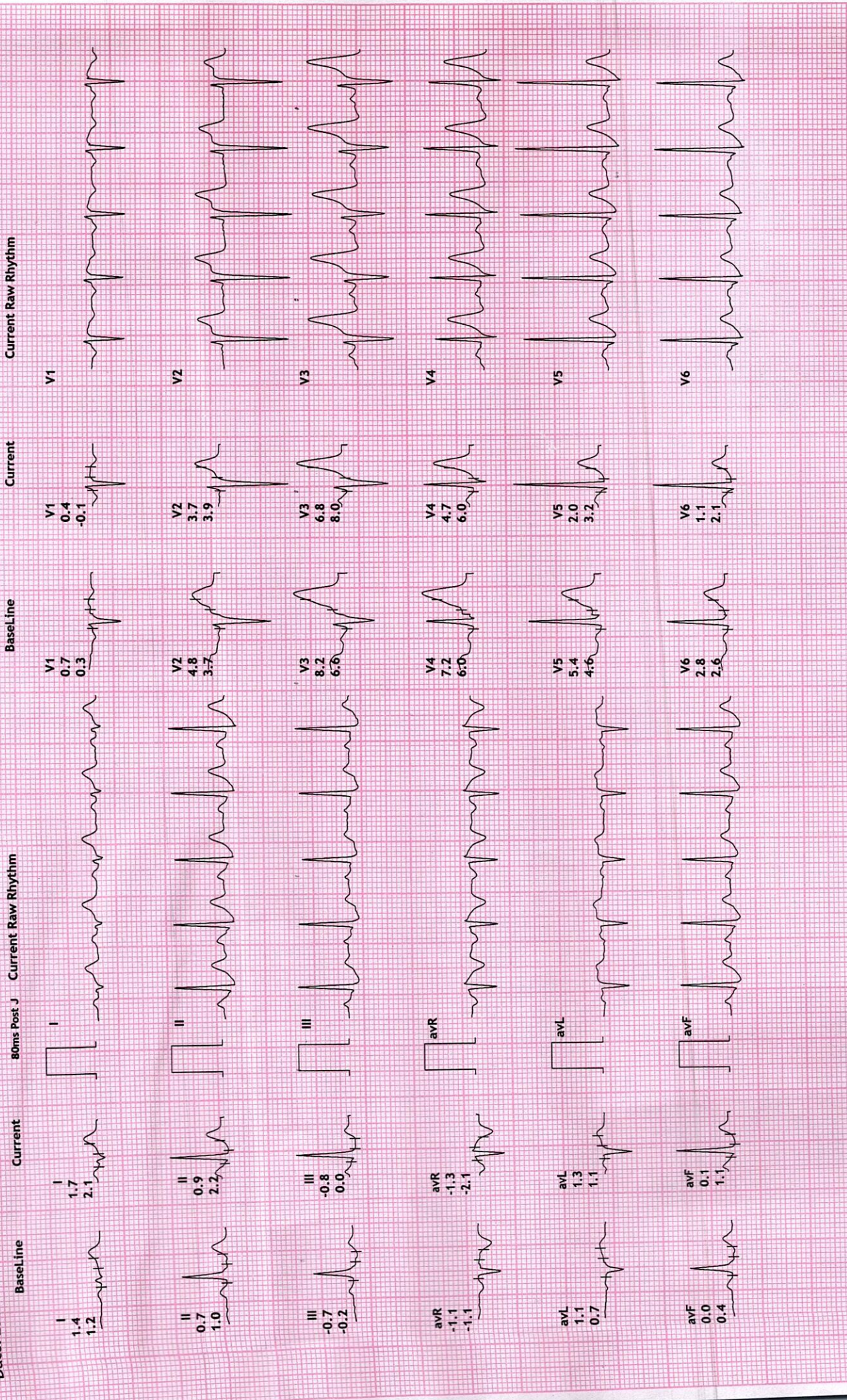
Ex Time 06:16  
BLC :On  
Notch :On

Recovery : ( 02 )  
10.0 mm/mV  
25 mm/Sec.

HR: 118 bpm  
METS: 1.0  
BP: 140/80

33 Yrs/Male  
67 Kg/176 Cms

Date: 20-Mar-2022 09:10:50 AM



12 Lead + Comparison



REVIEWS DIAGNOSTICS  
 4TH FLOOR, AQUA CORRIDOE, NEAR STAR BAZAR, ADAJAN- 395009, SURAT  
 5002/HIRENSINH B SOLANKI  
 33 Yrs/Male  
 67 Kg/176 Cms  
 Date: 20-Mar-2022 09:10:50 AM

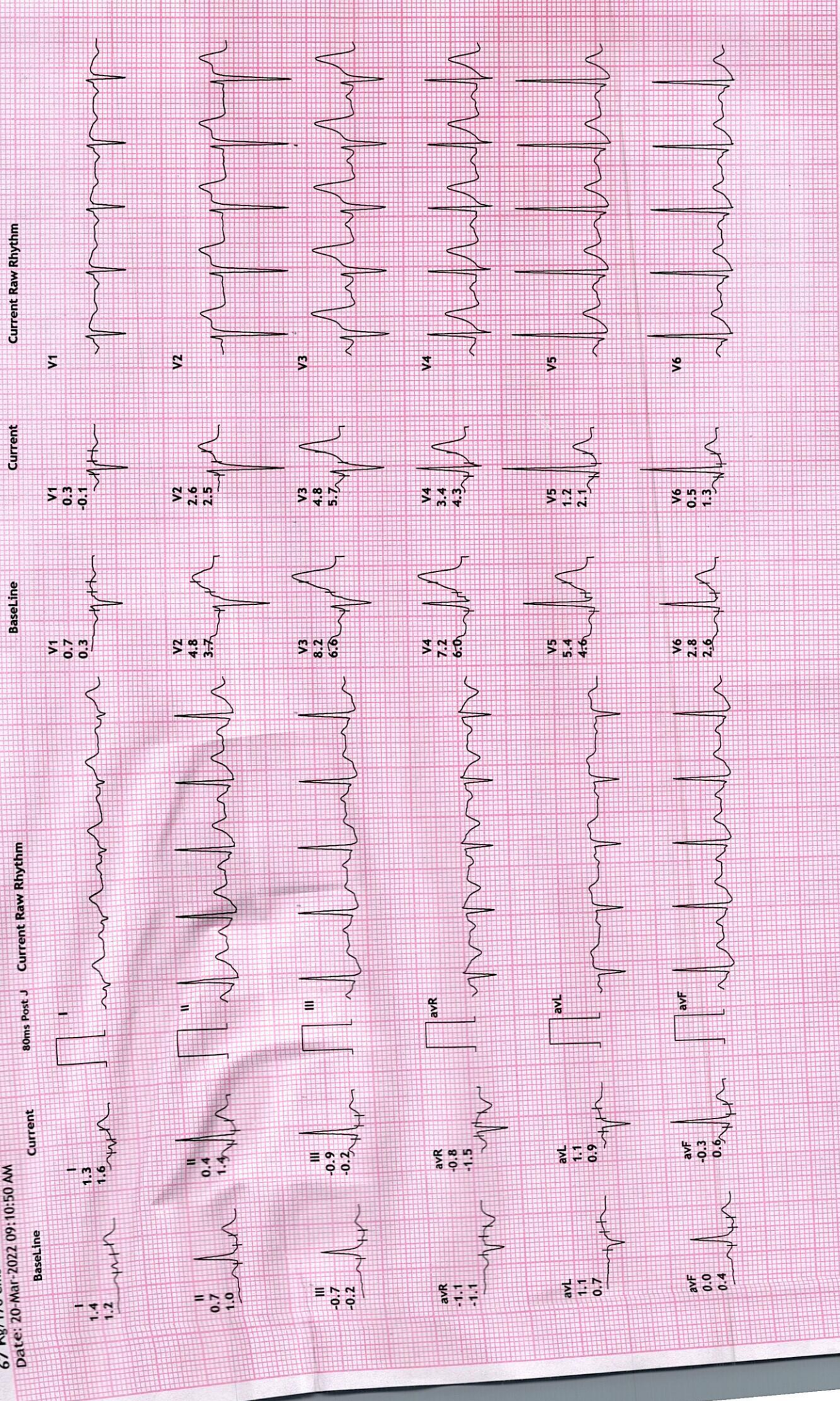
Ex Time 06:16  
 BLC :On  
 Notch :On

Raw ECG  
 BRUCE  
 (1.0-100)Hz

MPHR: 62% of 187  
 Speed: 0.0 kmph  
 Grade: 0.0%

HR: 116 bpm  
 METS: 1.0  
 BP: 140/80

Recovery : ( 03 )  
 10.0 mm/mV  
 25 mm/Sec.





NAME	HIRENSINH SOLANKI	DATE	20-Mar-2022
REFERRED BY	MEDI WHEEL	AGE / SEX	33 YRS / M

Thanks for the reference

## USG ABDOMEN

**LIVER:** is normal in size and shows homogeneous echotexture.

No evidence of intrahepatic biliary radicles dilatation / focal space occupying lesion.

The portal vein and common bile duct show normal caliber.

**GALL BLADDER:** is distended and shows smooth walls. Wall thickness is normal.

No evidence of sludge / calculus. No evidence of pericholecystic collection.

**SPLEEN:** Is normal in size and shows normal echo pattern.

**PANCREAS:** shows normal echo anatomy and its relationship with splenic vein is normal.

**KIDNEYS:** Both the kidneys are normal in size, shape and location and show normal cortico-medullary differentiation.

**Right kidney** measures- 9.5 x 4.3 cms.

**Left kidney** measures- 9.6 x 4.4 cms.

No evidence of hydronephrosis or calculus.

**URINARY BLADDER:** is distended with smooth walls.

No evidence of diverticulum or calculus.

**PROSTATE:** is normal in size and shows homogeneous echotexture.

No evidence of ascites / pleural effusion.

Fluid and gas filled bowel loops with normal wall thickness and peristalsis noted.

## **IMPRESSION:**

**No significant abdominal pathology noted....**

**Dr. Chirag K. Patel**

MBBS-DMPD

Reg. No. G-23509

**DR. CHIRAG K. PATEL**

**RADIOLOGIST**

4th Floor, Aqua Corridor,  
Nr. Star Bazar, Hazira Main Road,

Adajan, Surat-395009.

Mo. 97266 726683

Laboratory Test Result are Subject to technical limitation and should be clinically correlate for final diagnosis

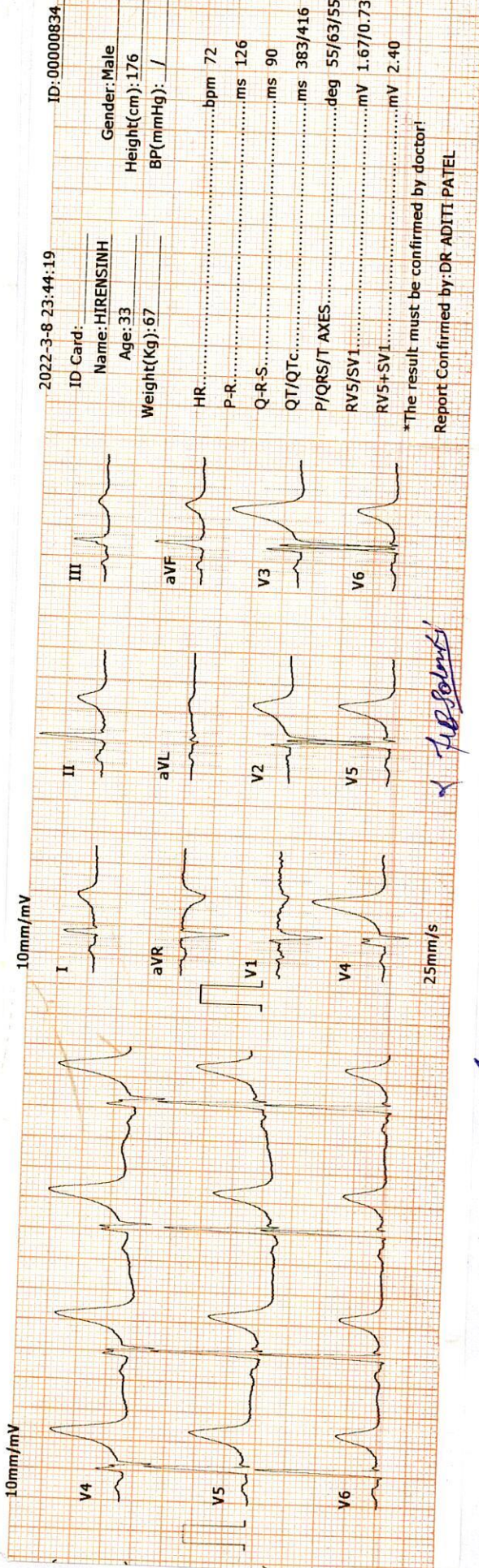
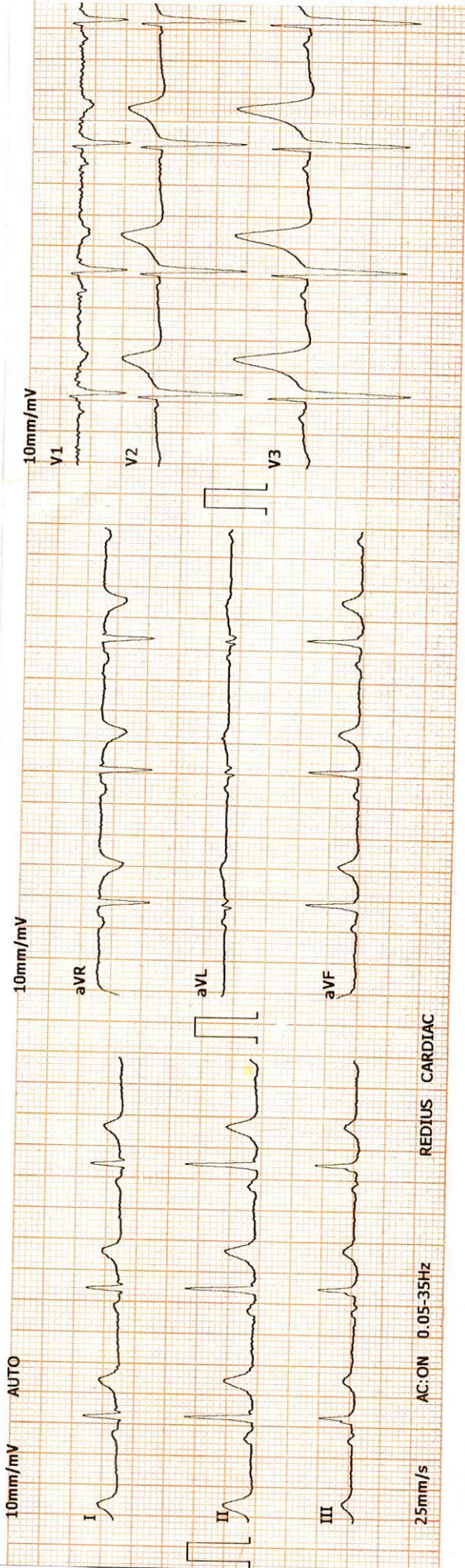
4th Floor, Aqua Corridor, Hazira Road, Adajan Paal, Surat-395009.

0261 2747788

revivaldiagnostics.surat@gmail.com

www.revivaldiagnostics.com

This medical report is not intended for medico-legal purposes.



**Revival Diagnostic**  
401, Aqua Corridor,  
B/A. Star Bazar, Surat-395009,  
Mo. 91062-28601

**DR. ADITI PATEL**  
M.B.B.S., D. CARD (M.D.M.A)  
CLINICAL CARDIOLOGIST  
REG.NO.G-42901



# REVIVAL DIAGNOSTICS



Name : HIRENSINH B SOLANKI  
Age/Sex : 33 Yrs. Male  
UHID : 16398  
Ref. By Dr : MEDI WHEEL

Date : 20-Mar-2022  
Rec No : 10701


## ECG

Test	Observed Value	Biological Reference Interval
------	----------------	-------------------------------

ECG

1. The rhythm is sinus.
2. Heart rate is 72 beats per minute.
3. Normal P, QRS, T wave axis.
4. Normal PR, QRS, Q, T. Duration.
5. No pathological q wave or ST-T changes seen.
6. No evidence of chamber hypertrophy or enlargement seen.

IMPRESSION : ECG WITHIN NORMAL LIMITS .

  
**DR. ADITI PATEL**  
M.B.B.S., D. CARD (MUM)  
CLINICAL CARDIOLOGIST  
REG.NO.G-42901

**Revival Diagnostic**  
401, Aqua Corridor,  
B/s. Star Bazar, Surat-395009.  
Mo. 91062-28601

Laboratory Test Result are Subject to technical limitation and should be clinically correlate for final diagnosis

R

NAME : HIRENSINH B SOLANKI  
AGE : 33 YRS / MALE  
REF BY : MEDI WHEEL





Name : HIRENSINH B SOLANKI  
Age/Sex : 33 Yrs. Male  
UHID : 16398  
Ref. By Dr : MEDI WHEEL

Date : 20-Mar-2022  
Rec No : 10701

## CHEST RADIOGRAPH-PA VIEW

Hilar shadows are within normal limits.

Pulmonary vasculature appears normal.

Cardiac appears normal in size.

Both domesh of the diaphragm are smooth.

Both costophrenic recesses are clear.

Both lung fields appear normal.

Visualized bones and soft tissue shadows appear normal.

IMPRESSION:

NORMAL STUDY.

**Dr. Chirag K. Patel**

MBBS, DMPD  
DR. CHIRAG K. PATEL  
Reg. No. G-23509

RADIOLOGIST  
Revival Diagnostic

4th Floor, Aqua Corridor,  
Nr. Star Bazar, Hazira Main Road,  
Adajan, Surat-395009.  
Mo. 97266 726683

Laboratory Test Result are Subject to technical limitation and should be clinically correlate for final diagnosis