



HEALTH CHECK-UP SUMMARY

Name: Sushant Mali

Date: 27/05/2022

Email ID:

Sex: M Age: 41 Years Contact No: 8347183929 Remarks:

Under-weight	<input type="checkbox"/>
Normal	<input type="checkbox"/>
Over-weight	<input checked="" type="checkbox"/>

i> **BMI**

Height (in Cm): <u>170</u>	Weight (in Kg): <u>78</u>	BMI: <u>27</u>
----------------------------	---------------------------	----------------

ii> **Blood Pressure & Pulse**

116/74 mm/hg
72 Min.

If high or low, whether the person is on medication: YES / NO

iii> **Blood Tests & Lung Function Remarks**

RS
CR>
CNS } ⊙

If abnormal, whether the person is on medication: YES / NO

iv> **Eye Test Remarks**

Eye Test: (R) 6/6 (L) 6/6
Color Vision: ⊙

v> **Heart Disease**

Whether any specific heart ailment detected (ECG findings):
Normal

vi> **Any other problems needing attention / Overall Assessment:**

NO

Dr. Chirag Patel
M.B.B.S. 049432
C.K. Patel

Signature of the Doctor

[Handwritten Signature]

Revival Diagnostic
401, Aqua Corridor,
B/s. Star Bazar, Surat-395009
Mo. 91062-28601

Laboratory Test Result are Subject to technical limitation and should be clinically correlate for final diagnosis

4th Floor, Aqua Corridor, Hazira Road, Adajan Pal, Surat-395009.

0261 2747788, 9825947712 revivaldiagnostics.surat@gmail.com www.revivaldiagnostics.com

This medical report is not intended for medico-legal purposes.



NAME: Sushant mali SEX: M
BIRTHDATE: 24/10/1981 AGE: 41

DEPARTMENT OF OPHTHALMOLOGY

EYE TEST:

1. VISION:

RIGHT EYE - 6/6

LEFT EYE - 6/6

2. COLOR VISION:

RIGHT EYE - ②

LEFT EYE - ②

3. FUNDUS:

RIGHT EYE - ②

LEFT EYE - ②

REMARKS:

Revival Diagnostic
Ophthalmologist/Optomertist
401, Aqua Corridor,
B/s. Star Bazar, Surat-395009
Mo. 91062-28601

Laboratory Test Result are Subject to technical limitation and should be clinically correlate for final diagnosis

4th Floor, Aqua Corridor, Hazira Road, Adajan Pal, Surat-395009.

☎ 0261 2747788, 9825947712 ✉ revivaldiagnostics.surat@gmail.com 🌐 www.revivaldignostics.com

This medical report is not intended for medico-legal purposes.



Dental Assessment Form

NAME Sushant Mali
AGE 41 yrs

DATE 27/05/2023
SEX Male

* CHIEF COMPLAINT

A CLINICAL FEATURES :- normal

- 1 CAVIES :-
 - 2 MISSING TOOTH :-
 - 3 MALOCCLUSION :-
 - 4 FILLING :-
- } NO

B DIAGNOSIS :- normal

C PERSONAL HISTORY :- Hygienic

D PROVISIONAL D/G :- 2

E MEDICAL HISTORY :- NO

F FINAL D/G :- 2

G TREATMENT PLAN :- NO

CLINT SIGN

Revival Diagnostic
DOCTOR SIGN Dr.
E/s. Star Bazar, Surat-395009
Mo. 91062-28601

Laboratory Test Result are Subject to technical limitation and should be clinically correlate for final diagnosis

4th Floor, Aqua Corridor, Hazira Road, Adajan Pal, Surat-395009.

☎ 0261 2747788, 9825947712 ✉ revivaldiagnostics.surat@gmail.com 🌐 www.revivaldiagnostics.com

This medical report is not intended for medico-legal purposes.



Name	SUSHANT MALI	Age/Gender	41Yrs/Male
Reg No.	5406/23	Receipt No	2086
Referred By	Bank of Baroda (BOB) - MEDI WHEEL(PKG10000242)	Mode of Payment	CREDIT
Collection Type	CENTER	Collection DateTime	27-May-2023 08:49 AM

BLOOD GROUP - 27052364 Released at 27-May-2023 12:41 PM

Parameter	Result	Biological Ref.Range	Method
-Blood Group	"AB"		
-Rh Factor	POSITIVE		

CBC - 27052362 Released at 27-May-2023 11:55 AM

Parameter	Result	Biological Ref.Range	Method
-Haemoglobin	12.5 gm/dL	L (13.5 - 18 gm/dL)	Auto
-RBC Count	5.56 mill/cumm	(4.6 - 6.2 mill/cumm)	Auto
-Total WBC Count	5200 /cumm	(4000 - 10000 /cumm)	Auto
-Platelet Count	2.38 lakh/cumm	(1.5 - 4.5 lakh/cumm)	Auto

Blood Indices

-HCT	42.1 %	(40 - 55 %)	Auto
-MCV	75.7 fl	L (80 - 92 fl)	Auto
-MCH	22.4 pg	L (27 - 31 pg)	Auto
-MCHC	29.6 gm/dL	L (32 - 36 gm/dL)	Auto
-RDW	13.4 %	(11 - 15 %)	Auto

Diff WBC Count

-Polymorphs	50 %	(40 - 80 %)	Microscopically
-Lymphocytes	45 %	H (20 - 40 %)	Microscopically
-Eosinophils	03 %	(1 - 6 %)	Microscopically
-Monocytes	02 %	(2 - 7 %)	Microscopically
-Basophils	00 %	(0 - 1 %)	Microscopically
-PLATELET ON SMEAR	Adequate		Microscopically
-MALARIAL PARASITES	Malarial Parasites Not Detected		Microscopically

[Test performed on Fully Automated Hematology Analyzer ERBA H-360]

Revival Diagnostics
401-Aqua Corridor,
Beside Star Bazar, Adajan,
Surat-395009. Mo. 9825947712

Sg

Dr. Shivangi Gandhi
M.B.B.S, M.D (Pathology)

Laboratory Test Result are Subject to technical limitation and should be clinically correlate for final diagnosis

4th Floor, Aqua Corridor, Hazira Road, Adajan Pal, Surat-395009.

☎ 0261 2747788, 9825947712 ✉ revivaldiagnostics.surat@gmail.com 🌐 www.revivaldiagnostics.com

This medical report is not intended for medico-legal purposes.



Name	SUSHANT MALI	Age/Gender	41Yrs/Male
Reg No.	5406/23	Receipt No	2086
Referred By	Bank of Baroda (BOB) - MEDI WHEEL(PKG10000242)	Mode of Payment	CREDIT
Collection Type	CENTER	Collection DateTime	27-May-2023 08:49 AM

ESR - 27052362 Released at 27-May-2023 12:42 PM

Parameter	Result	Biological Ref.Range	Method
-E.S.R	08 mm/hr	(1 - 10 mm/hr)	



REVIVAL DIAGNOSTICS

Revival Diagnostics

401-Aqua Corridor,
Beside Star Bazar, Adajan,
Surat-395009. Mo. 9825947712

Dr. Shivangi Gandhi
M.B.B.S, M.D (Pathology)

Laboratory Test Result are Subject to technical limitation and should be clinically correlate for final diagnosis

📍 4th Floor, Aqua Corridor, Hazira Road, Adajan Pal, Surat-395009.

☎ 0261 2747788, 9825947712 ✉ revivaldiagnostics.surat@gmail.com 🌐 www.revivaldiagnostics.com

This medical report is not intended for medico-legal purposes.



Name	SUSHANT MALI	Age/Gender	41Yrs/Male
Reg No.	5406/23	Receipt No	2086
Referred By	Bank of Baroda (BOB) - MEDI WHEEL(PKG10000242)	Mode of Payment	CREDIT
Collection Type	CENTER	Collection DateTime	27-May-2023 08:49 AM

FBS & PPBS - 27052363 Released at 27-May-2023 12:50 PM

Parameter	Result	Biological Ref.Range	Method
-Fasting Blood Sugar (FBS)	90 mg/dL	70-100 mg/dl Impaired Tolerance:100-125 Diabetes Mellitus:>=126 (On more than one occasion) (American diabetes association guidelines 2022)	
-Fasting Urine Sugar	Absent		
-Fasting Urine Acetone	Absent		
-PPBS	113 mg/dL	(90 - 140 mg/dL)	
-PP2BS URINE SUGAR	Absent		
-PP2BS URINE ACETONE	Absent		

HBA1C - 27052362 Released at 27-May-2023 12:50 PM

Parameter	Result	Biological Ref.Range	Method
-HBA1C	5.4 %	HbA1C Degree of Glucose Control <5.6 % Non Diabetics 5.7 - 6.4 % Prediabetics > =6.5 % Diabetics (REF:Wallace, 11th Edition) REMARKS: 6 - 7 % Excellent Control 7 - 8 % Good Control 8 - 10 % Unsatisfactory Control >10 % Poor Control	Boronate Affinity
-Method[]		High Performance Liquid Chromatography (HPLC)	

Revival Diagnostics
401-Aqua Corridor,
Beside Star Bazar, Adajan,
Surat-395009. Mo. 9825947712

Sg

Dr. Shivangi Gandhi
M.B.B.S, M.D (Pathology)

Laboratory Test Result are Subject to technical limitation and should be clinically correlate for final diagnosis



Name	SUSHANT MALI	Age/Gender	41Yrs/Male
Reg No.	5406/23	Receipt No	2086
Referred By	Bank of Baroda (BOB) - MEDI WHEEL(PKG1000242)	Mode of Payment	CREDIT
Collection Type	CENTER	Collection DateTime	27-May-2023 08:49 AM

Lipid Profile - 27052364 Released at 27-May-2023 12:50 PM

Parameter	Result	Biological Ref.Range	Method
-Serum Cholesterol	170 mg/dL	Desirable < 200 mg/dl Borderline High : 200-239 mg/dl High : > 240 mg/dl	CHOD-PAP
-Serum Triglyceride	101 mg/dL	Normal < 150 mg/dl Borderline High : 150 - 199 mg/dl High : 200 - 499 mg/dl Very High : 500 mg/dl	GPO-POD Method
-Serum HDLD(Direct)	49 mg/dL	Normal :> 55 mg/dl Borderline : 35-55 mg/dl Undesirable: < 35 mg/dl	PVS-PEGME Precipitation with CHOD-POD
-Serum VLDL	20 mg/dL	(5 - 30 mg/dL)	Calculated
-Serum LDLD(Direct)	101 mg/dL	Optimal:< 100 mg/dl Above Optimal : 100- 129 mg/dl Borderline High : 130-159 mg/dl High : > 160-189mg/dl Very High : >190 mg/dl	Calculated
-Chol/HDL	3.47	Low risk: <3.8 Medium Risk: 3.8 to 5.9 High Risk: > 6	Calculated
-LDL/Chol	1.69	Low risk: <3.55 Medium Risk: 3.55 to 4.0 High Risk: > 6	Calculated

[Test performed on Fully Automated Biochemistry Analyzer ERBA EM200]

Revival Diagnostics
401-Aqua Corridor,
Beside Star Bazar, Adajan,
Surat-395009. Mo. 9825947712

Sg

Dr. Shivangi Gandhi
M.B.B.S, M.D (Pathology)

Laboratory Test Result are Subject to technical limitation and should be clinically correlate for final diagnosis

4th Floor, Aqua Corridor, Hazira Road, Adajan Pal, Surat-395009.

0261 2747788, 9825947712 revivaldiagnostics.surat@gmail.com www.revivaldiagnostics.com

This medical report is not intended for medico-legal purposes.



Name	SUSHANT MALI	Age/Gender	41Yrs/Male
Reg No.	5406/23	Receipt No	2086
Referred By	Bank of Baroda (BOB) - MEDI WHEEL(PKG10000242)	Mode of Payment	CREDIT
Collection Type	CENTER	Collection DateTime	27-May-2023 08:49 AM

LIVER FUNCTION TEST (LFT) - 27052364 Released at 27-May-2023 12:49 PM

Parameter	Result	Biological Ref.Range	Method
-Serum Total Bilirubin	0.4 mg/dL	(0 - 1.3 mg/dL)	Diazo
-Serum Direct Bilirubin	0.2 mg/dL	(0 - 0.4 mg/dL)	Diazo
-Serum InDirect Bilirubin	0.2 mg/dL	(0.1 - 1.3 mg/dL)	Calculated
-Total Protein (TP)	6.5 gm/dL	(6.4 - 8.3 gm/dL)	Biuret
-Albumin (ALB)	4.1 gm/dL	(3.5 - 5.2 gm/dL)	BCG
-Globulin	2.4 gm/dL	(2.3 - 3.6 gm/dL)	Calculated
-A/G Ratio	1.71 gm/dL	(1 - 2.3 gm/dL)	Calculated
-SGPT(ALT)	23 U/L	(5 - 45 U/L)	IFCC, Kinetic without Pyridoxal Phosphate
-SGOT (AST)	21 U/L	(0 - 35 U/L)	IFCC, Without Pyridoxal Phosphate
-Alkaline Phosph.	52 U/L	(42 - 128 U/L)	ALP-AMP
-GGT	25 U/L	(5 - 50 U/L)	Glupa-C

[Test performed on Fully Automated Biochemistry Analyzer ERBA EM200]



Name	SUSHANT MALI	Age/Gender	41Yrs/Male
Reg No.	5406/23	Receipt No	2086
Referred By	Bank of Baroda (BOB) - MEDI WHEEL(PKG10000242)	Mode of Payment	CREDIT
Collection Type	CENTER	Collection DateTime	27-May-2023 08:49 AM

Total T3 T4 TSH - 27052364 Released at 27-May-2023 12:48 PM

Parameter	Result	Biological Ref.Range	Method
-Total T3	1.41 ng/ml	(0.87 - 1.78 ng/ml)	Fluorescence Enzyme Immunoassay
-Total T4	8.95 ug/dl	(4.6 - 11 ug/dl)	Fluorescence Enzyme Immunoassay
-TSH	1.64 uIU/ml	0.50 - 5.50 uIU/ml 5.5 to 15 ul U/ml - Suggested Clinical co-relation or Repeat test with new sample as physiological factors can give falsely high TSH Above 15uIU/ml Hypothyroid PREGNANT WOMEN normal ranges for TSH: 1st Trimester : 0.0878 - 2.8293 uIU/ml 2nd Trimester : 0.1998 - 2.7915 uIU/ml 3rd Trimester : 0.307 - 2.9028 uIU/ml Ref: TIETZ Fundamentals of Clinical Chemistry	Fluorescence Enzyme Immunoassay

[Test performed on Fully Automated Immunology Analyzer Maglumi-600]

Revival Diagnostics

401-Aqua Corridor,
Beside Star Bazar, Adajan,
Surat-395009. Mo. 9825947712

Dr. Shivangi Gandhi
M.B.B.S, M.D (Pathology)

Laboratory Test Result are Subject to technical limitation and should be clinically correlate for final diagnosis

📍 4th Floor, Aqua Corridor, Hazira Road, Adajan Pal, Surat-395009.

☎ 0261 2747788, 9825947712 ✉ revivaldiagnostics.surat@gmail.com 🌐 www.revivaldiagnostics.com

This medical report is not intended for medico-legal purposes.



Name	SUSHANT MALI	Age/Gender	41Yrs/Male
Reg No.	5406/23	Receipt No	2086
Referred By	Bank of Baroda (BOB) - MEDI WHEEL(PKG10000242)	Mode of Payment	CREDIT
Collection Type	CENTER	Collection DateTime	27-May-2023 08:49 AM

Creatinine - 27052364 Released at 27-May-2023 12:50 PM

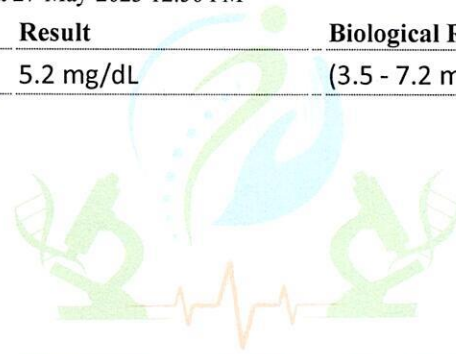
Parameter	Result	Biological Ref.Range	Method
-Creatinine	1.0 mg/dL	(0.6 - 1.4 mg/dL)	ENZYMATIC

BUN - 27052364 Released at 27-May-2023 12:50 PM

Parameter	Result	Biological Ref.Range	Method
-Blood Urea Nitrogen (BUN)	12 mg/dL	(6 - 20 mg/dL)	Calculated

Uric Acid - 27052361 Released at 27-May-2023 12:50 PM

Parameter	Result	Biological Ref.Range	Method
-Uric Acid	5.2 mg/dL	(3.5 - 7.2 mg/dL)	Uricase-POD



Revival Diagnostics

401-Aqua Corridor,
Beside Star Bazar, Adajan,
Surat-395009. Mo. 9825947712

Dr. Shivangi Gandhi
M.B.B.S, M.D (Pathology)

Laboratory Test Result are Subject to technical limitation and should be clinically correlate for final diagnosis

📍 4th Floor, Aqua Corridor, Hazira Road, Adajan Pal, Surat-395009.

☎ 0261 2747788, 9825947712 ✉ revivaldiagnostics.surat@gmail.com 🌐 www.revivaldiagnostics.com

This medical report is not intended for medico-legal purposes.



Name	SUSHANT MALI	Age/Gender	41Yrs/Male
Reg No.	5406/23	Receipt No	2086
Referred By	Bank of Baroda (BOB) - MEDI WHEEL(PKG10000242)	Mode of Payment	CREDIT
Collection Type	CENTER	Collection DateTime	27-May-2023 08:49 AM

Urine Routine & Micro Examination - 27052366 Released at 27-May-2023 01:17 PM

Parameter	Result	Biological Ref.Range	Method
<u>Physical Examination</u>			
-Quantity	30		Manual
-Colour	Pale Yellow	Pale Yellow	Manual
-Appearance	Clear	Clear	Manual
-Reaction (pH)	Acidic		Dipstick
-Specific Gravity	1.025		Dipstick
<u>Chemical Examination</u>			
-Proteins.	Absent		Dipstick
-Sugar	Absent		Dipstick
-Acetone.	Absent		Dipstick
-Bile Salts	Absent	Absent	Dipstick
-Bile Pigments	Absent	Absent	Dipstick
-Occult Blood Test (OBT).	Negative		Dipstick
<u>Microscopic Examination</u>			
-Pus Cells	1-2		Microscopically
-Red Blood Cells	Absent		Microscopically
-Epithelial Cells	2-3		Microscopically
-Bacteria.	Absent		Microscopically
-Crystals	Absent	Absent	Microscopically
-Others	NIL	Absent	Microscopic Examination

Revival Diagnostics
401-Aqua Corridor,
Beside Star Bazar, Adajan,
Surat-395009. Mo. 9825947712

Sg

Dr. Shivangi Gandhi
M.B.B.S, M.D (Pathology)

Laboratory Test Results are Subject to technical limitation and should be clinically correlate for final diagnosis



Name	SUSHANT MALI	Age/Gender	41Yrs/Male
Reg No.	5406/23	Receipt No	2086
Referred By	Bank of Baroda (BOB) - MEDI WHEEL(PKG10000242)	Mode of Payment	CREDIT
Collection Type	CENTER	Collection DateTime	27-May-2023 08:49 AM

Urine Routine & Micro Examination - 27052366 Released at 27-May-2023 01:17 PM

Parameter	Result	Biological Ref.Range	Method
<u>Physical Examination</u>			
-Quantity	30		Manual
-Colour	Pale Yellow	Pale Yellow	Manual
-Appearance	Clear	Clear	Manual
-Reaction (pH)	Acidic		Dipstick
-Specific Gravity	1.025		Dipstick
<u>Chemical Examination</u>			
-Proteins.	Absent		Dipstick
-Sugar	Absent		Dipstick
-Acetone.	Absent		Dipstick
-Bile Salts	Absent	Absent	Dipstick
-Bile Pigments	Absent	Absent	Dipstick
-Occult Blood Test (OBT).	Negative		Dipstick
<u>Microscopic Examination</u>			
-Pus Cells	1-2		Microscopically
-Red Blood Cells	Absent		Microscopically
-Epithelial Cells	2-3		Microscopically
-Bacteria.	Absent		Microscopically
-Crystals	Absent	Absent	Microscopically
-Others	NIL	Absent	Microscopic Examination

Revival Diagnostics

401-Aqua Corridor,
Beside Star Bazar, Adajan,
Surat-395009. Mo. 9825947712

Sg

Dr. Shivangi Gandhi
M.B.B.S, M.D (Pathology)

Laboratory Test Results are Subject to technical limitation and should be clinically correlate for final diagnosis

📍 4th Floor, Aqua Corridor, Hazira Road, Adajan Pal, Surat-395009.

☎ 0261 2747788, 9825947712 ✉ revivaldiagnostics.surat@gmail.com 🌐 www.revivaldiagnostics.com

This medical report is not intended for medico-legal purposes.



Name	SUSHANT MALI	Age/Gender	41Yrs/Male
Reg No.	5406/23	Receipt No	2086
Referred By	Bank of Baroda (BOB) - MEDI WHEEL(PKG10000242)	Mode of Payment	CREDIT
Collection Type	CENTER	Collection DateTime	27-May-2023 08:46 AM

USG OF ABDOMEN & PELVIS

LIVER:

Liver is normal in size and echotexture.
No evidence of focal SOL or dilatation of IHBR seen.
Portahepatis appear normal.

GALLBLADDER:

Gallbladder appeared normal. No calculus or mass lesion seen.

PANCREAS:

Pancreas appears normal in size and echotexture.
No focal lesion, mass or pancreatitis.

SPLEEN:

Spleen appears normal in size and echotexture.

PARAAORTIC REGION:

Aorta grossly appears normal.
No paraaortic lymphnodes seen.

KIDNEYS:

bilateral tiny renal concretions noted.

Both kidneys appear normal in size, shape and in position.
Cortex and collecting system of both kidneys appears normal.
No evidence of calculus or obstructive uropathy on either side.

URINARY BLADDER:

Bladder appears normal. No calculus or mass lesion is seen.

PROSTATE:

Prostate appears normal in size and echotexture.
No evidence of free fluid in pelvis.

small umbilical hernia with herniation of the omentum and defect 7 mm.

COMMENTS:

small umbilical hernia

Dr. Chirag K. Patel

MBBS-DMPD

Reg. No. G-23509

Revival Diagnostic

Radiologist

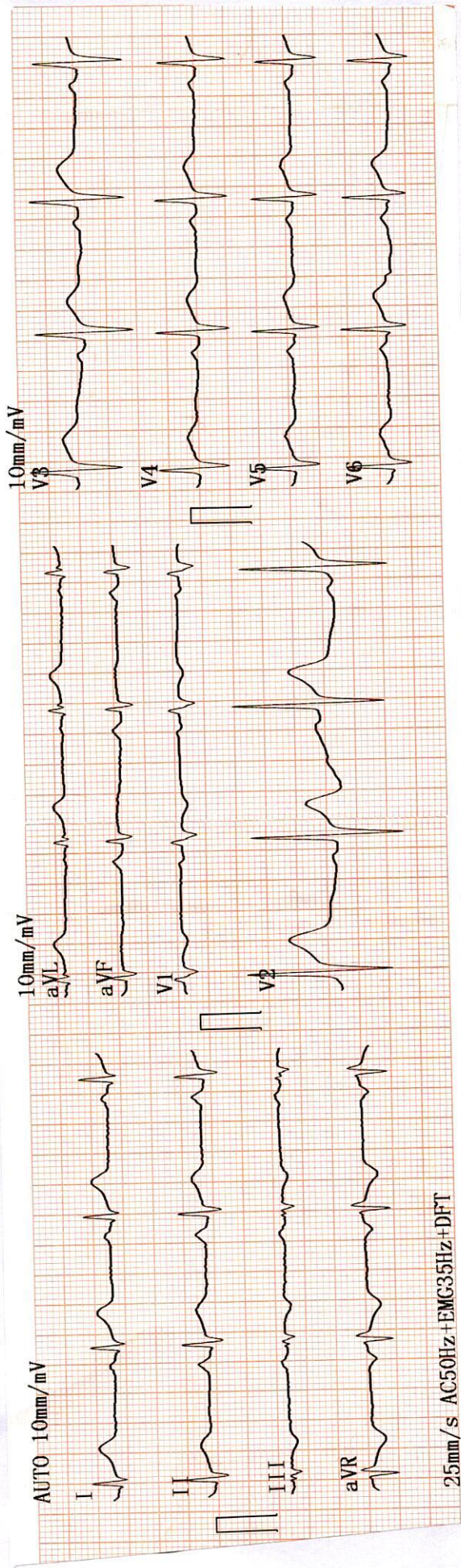
4th Floor, Aqua Corridor,
Nr. Star Bazar, Hazira Main Road,
Adajan, Surat-395009.
Mo. 97266 726683

Laboratory Test Result are Subject to technical limitation and should be clinically correlate for final diagnosis

📍 4th Floor, Aqua Corridor, Hazira Road, Adajan Pal, Surat-395009.

☎ 0261 2747788, 9825947712 ✉ revivaldiagnostics.surat@gmail.com 🌐 www.revivaldiagnostics.com

This medical report is not intended for medico-legal purposes.




1970-01-01 00:30 2105123

ID :
 Name : Sushant
 Sex : M Age : 41
 Height : 170 Weight : 78 kg **Report need physic
 SYS :
 DIA :

HR	[bpm]	:67
PR Interval	[ms]	:169
P Duration	[ms]	:120
QRS Duration	[ms]	:83
T Duration	[ms]	:222
QT/QTc	[ms]	:355/373
P/QRS/T Axis	[deg]	:56.6/14.3/26.3
R(V5)/S(V1)	[mV]	:0.68/0.00
R(V5)+S(V1)	[mV]	:0.68

<< Conclusions >>
 Normal Sinus Rhythm;
 Longitudinal Left ax

Physician


DR. ADITYA S. BORA
 MBBS, DNB, PGDCC
 PHYSICIAN & CLINICAL CARDIOLOGIST
 G-54906

Revival Diagnostics
 401-Aqua Corridor,
 Beside Star Bazar, Adajati,
 Surat-395009. Mo. 9825747712

A...W CE


REVIVAL

DIAGNOSTICS



Name	SUSHANT MALI	Age/Gender	41Yrs/Male
Reg No.	5406/23	Receipt No	2086
Referred By	Bank of Baroda (BOB) - MEDI WHEEL(PKG10000242)	Mode of Payment	CREDIT
Collection Type	CENTER	Collection DateTime	27-May-2023 09:42 AM

Ecg

1. The rhythm is sinus.
2. Heart rate is 67 beats per minute.
3. Normal P,QRS,T wave axis.
4. Normal PR,QRS,Q.T. Duration.
5. No pathological q wave or ST-T changes seen.
6. No evidence of chamber hypertrophy or enlargement seen.

IMPRESSION : ECG WITHIN NORMAL LIMITS

Revival Diagnostics
401-Aqua Corridor,
Beside Star Bazar, Adajan,
Surat-395009. Mo. 9825947712

DR. ADITYA S. BORA
MBBS, DNB, PG **Signature**
PHYSICIAN & CLINICAL CARDIOLOGIST
G-54906

REVIVAL
DIAGNOSTICS

Laboratory Test Result are Subject to technical limitation and should be clinically correlate for final diagnosis

📍 4th Floor, Aqua Corridor, Hazira Road, Adajan Pal, Surat-395009.

☎ 0261 2747788, 9825947712 ✉ revivaldiagnostics.surat@gmail.com 🌐 www.revivaldiagnostics.com

This medical report is not intended for medico-legal purposes.

REVIVAL DIAGNOSTICS



Name	SUSHANT MALI	Age/Gender	41Yrs/Male
Reg No.	5406/23	Receipt No	2086
Referred By	Bank of Baroda (BOB) - MEDI WHEEL(PKG10000242)	Mode of Payment	CREDIT
Collection Type	CENTER	Collection DateTime	27-May-2023 09:42 AM

2D ECHO

2D ECHOCARDIOGRAPHY & COLOR DOPPLER REPORT

INDICATION: Preventive Health check up

- **CARDIAC CHAMBERS :** Left Ventricle : Normal size , Left Atrium: Normal size.
- NO e/o thrombus in LA/LV
- Right Atrium: Normal size. Right Ventricle: Normal Size,
- **Normal Right Ventricular function.** (TAPSE=20mm)
- **Normal Left Ventricular systolic function.** LVEF = 60%
- **No regional wall abnormality. No thinning / scarring / dyskinesia of LV wall**
- **No Concentric Left Ventricular Hypertrophy.** (IVSd= 10 mm),
- **LV Compliance:**
- **NO Left Ventricular Diastolic Dysfunction [LVDD].**

VALVES :

- Structurally Normal Mitral valve/ Aortic valve/Tricuspid valve/ Pulmonary valve .
- No significant Valvular Stenosis
- **Doppler findings: AV max = 1.23 m/s, PV max = 0.91 m/s.**
- Trivial MR, Trivial Tricuspid regurgitation.
- **No Pulmonary Arterial Hypertension. PASP by TRjet vel.method = 24 mmHg.**
- **SEPTAE:** IAS / IVS Appear Intact.
- **IVC :** Normal in dimension and shows good inspiratory 13mm collapse.
- **OTHERS:** No e/o Pericardial effusion / vegetation.

IMPRESSION:

**NORMAL LV SYSTOLIC FUNCTION, LVEF= 60 %, NO RWMA,
NO LVH , NO LVDD , NO PAH.**

Revival Diagnostics
401-Aqua Corridor,
Beside Star Bazar, Adajan,
Surat-395009. Mo. 9825947712

DR. ADITYA S. EGRA
MBBS, DNB, PGD
PHYSICIAN & CLINICAL CARDIOLOGIST
G-54906

Laboratory Test Result are Subject to technical limitation and should be clinically correlate for final diagnosis

📍 4th Floor, Aqua Corridor, Hazira Road, Adajan Pal, Surat-395009.

☎ 0261 2747788, 9825947712 ✉ revivaldiagnostics.surat@gmail.com 🌐 www.revivaldiagnostics.com

This medical report is not intended for medico-legal purposes.