



Dr. B. M. Agarwal
MBBS, DCP
Consultant Pathologist

X

Bank of Baroda
Bank of Baroda

Name: MRITYUNJAY MAURYA

उत्पादी सं. 93314



E. C. No.

भारतीय रिज़र्व बैंक (भारत) अधिनियम, 1935

Issuing Authority CM (S), ZO, ND.

Signature of Holder

Handwritten signature: *M. Maurya*

भारत सरकार
GOVERNMENT OF INDIA

मृत्युंजय मौर्या
Mrityunjay Maurya

जन्म तिथि/DOB: 02/08/1984

पुरुष/ MALE

2913 7844 5358

आधार-भारत आधार, सही पढ़वान




Pt Name :	Mr. Mrityunjay Maurya
Age :	37y/M
Ref.By :	BOB
Lab. No. :	94
Date :	13/08/2021

EXAMINATION OF BLOOD

TEST	RESULT	NORMAL VALUE
Haemoglobin	13.8gms%	Female 12-16gms%, Male 14-18gms%
Red Cell count	4.9	4.5-5.6 million/cumm
Platelet Count	1.98	1.5-5.6 Lac/cumm
Leucocytes per.cu.mm	8200/cumm	5000-11000/cumm
Neutrophils	60%	50-70%
Lymphocytes	34%	20-40%
Eosinophils	04%	0-7%
Monocytes	02%	2-8%
PCV	42.3	37-47
MCV	81.5	76-96
MCH	30.2	27-32
MCHC	32.0	31-35
ESR	08	Male 0-9, Female 0-20mm/FHR
Blood Group	**A** Positive	By Slide Method
S.Bilirubin(Total)	0.79	0.2-1.0mg/dl
Direct	0.28	0.0-0.25mg/dl
Indirect	0.51	
SGOT	28.9	5-35U/L
SGPT	33.0	8-40U/L
Alk Phosphatase	8.2	3-13 KA units
S. Protein(Total)	6.9	6.0-8.0mg%
Albumin	4.0	3.7-5.3mg%
Globulin	3.1	1.5 to 3.5 mg%
AG Ratio	1.25	1.0-2.0
Blood Urea Nitrogen (BUN)	15.6	7-20 mg/dl
S.Creatinine	0.92	0.5-1.4mg/dl
S. Uric Acid	5.1	3.5-7.5mg%
Fasting Blood Sugar	82.9	Up to 110 mg%
Post Prandial Blood Sugar	137.8	Up To 40mg%
Total Serum Cholesterol	168.9	100-250 mg%
Serum Triglyceride	132.5	Up to 150 mg%
Serum Cholesterol HDL	46.0	Up to 65 mg%
Serum CholesterolLDL	96.4	Up to 125 mg%
VLDL	26.5	Up to 30 mg%
HDL/LDL Ratio	2.1	Up to 3 mg%
Glycosylated Hemoglobin	5.4	Below - 6.0 % -Non Diabetic control 6-7 % -Excellent control Above- 8 % -Poor control

Pathologist
Dr. B. M. Agarwal
 MBBS, DCP
 Consultant Pathologist



All test have technical limitation. Collaborative clinic pathological interpretation is mandatory. In case of disparity test may be repeated immediately. Typographic mistakes should be get correct instantly. This report is not valid for medico legal purpose.



All test have technical limitation. Collaborative clinic pathological interpretation is mandatory. In case of disparity test may be repeated immediately. Typographic mistakes should be get correct instantly. This report is not valid for medico legal purpose

Dr. B. M. Agarwal
MBBS, DCP
Pathologist
Consultant Pathologist

URINE COTININE	Negative	By Card method
----------------	----------	----------------

A. PHYSICALEXAMINATION		C. MICROSCOPIEXAMINATION	
1. Colour	Pale Yellow	Pus Cells	2-3/HPF
2. Appearance	Clear	R.B.C.	Nil
3. Specific Gravity	Q.N.S.	Epithelial Cell	1-2/HPF
B. CHEMICAL EXAMINATION		Cast	Nil
1. Reaction	Acidic	Crystals(Cal.Oxa)	Nil
2. Albumin	Nil	Bacteria	Nil
3. Sugar	Nil	Amorphous	Nil
4. Bile Salts	Absent	T. Vaginatis	Nil

URINE ANALYSIS

Pt Name :	Mr. Mrityunjay Maurya
Age :	37y/M
Ref.By :	BOB
Lab. No. :	94
Date :	13/08/2021

डिवाकर डायग्नोस्टिक सेंटर



E-7/636, पंचाल नेशनल बैंक के पास, मैन रोड, अरुण कॉलोनी थापाल (म.प्र.)
फोन: 0755-2464288, मो: 9826340190

Pt Name :	Mr. Mrityunjay Maurya
Age :	37y/M
Ref.By :	BOB
Lab. No. :	94
Date :	13/08/2021
Skigram	X Ray Chest PA View
Radiologist	Dr. B.M.Agarwal MD (Radiology)

REPORT

Tricia Central

Thoracic cage normal

Both Lungs Field Clear.

Both hilers normal

Cardiac border normal

Both cp angles clear

Both domes and diaphragm normal

IMPRESSION

-NO CARDIO PULMONARY PATHOLOGY
-CORRELATE WITH CLINICAL FINDINGS.



Dr. B. M. Agarwal
MD, Radiology
Consultant Radiologist
Radiologist

डिवाकर डायग्नोस्टिक सेंटर



E-7/636, पंजाब नगरपालिका क्षेत्र, धन शंकर, अरुण कालोनी थाना (स.प.)

फोन: 0755-2464288, मो: 9826340190

Pt Name :	Mr. Mrityunjay Maurya
Age :	37y/M
Ref.By :	BOB
Lab. No. :	94
Date :	13/08/2021

EXAMINATION OF BLOOD

TEST	RESULT	NORMAL VALUE
PSA	4.10 ng/ml.	0.21-6.77 ng/ml.

All test have technical limitation. Collaborative clinic pathological interpretation is mandatory. In case of disparity test may be repeated immediately. Typographic mistakes should be get correct instantly. This report is not valid for medico legal purpose



Dr. B. M. Agarwal
MBBS, DCP
Consultant Pathologist

A

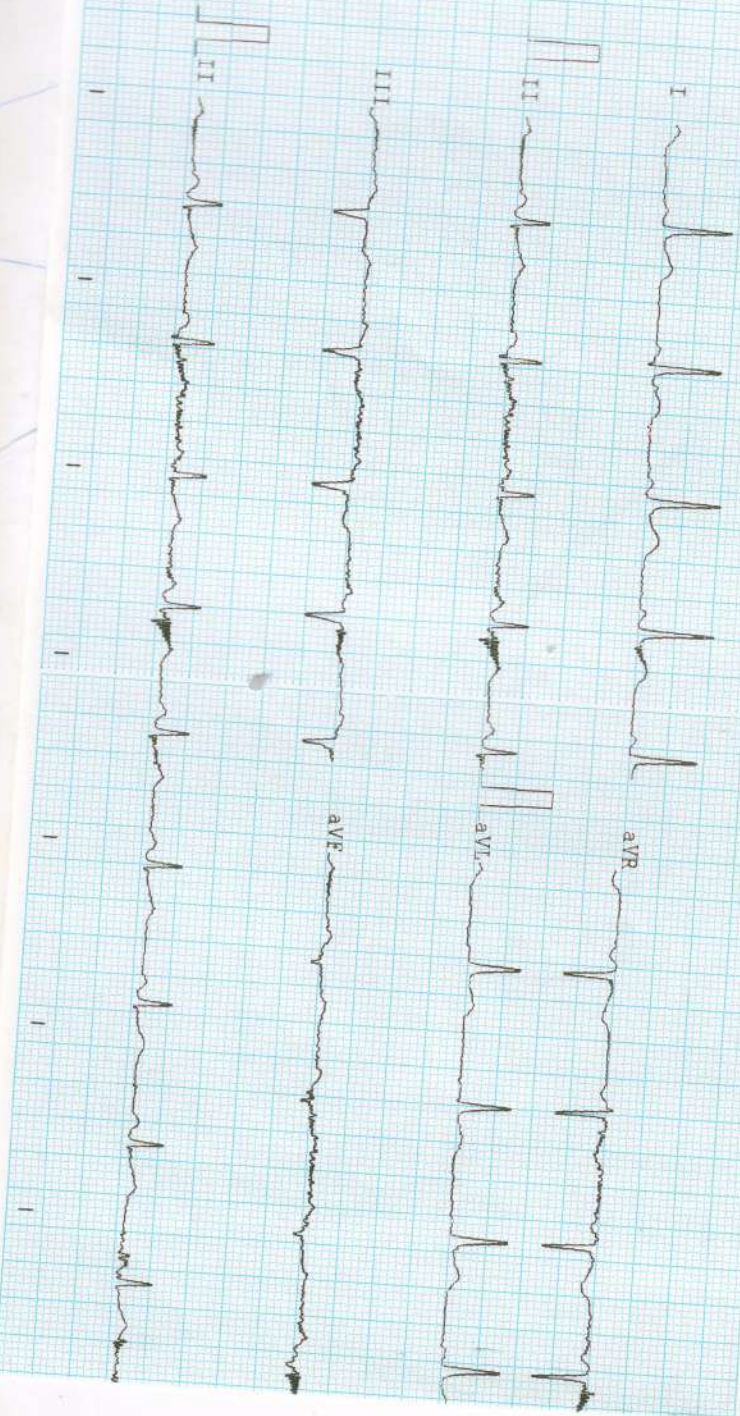
Patient Information

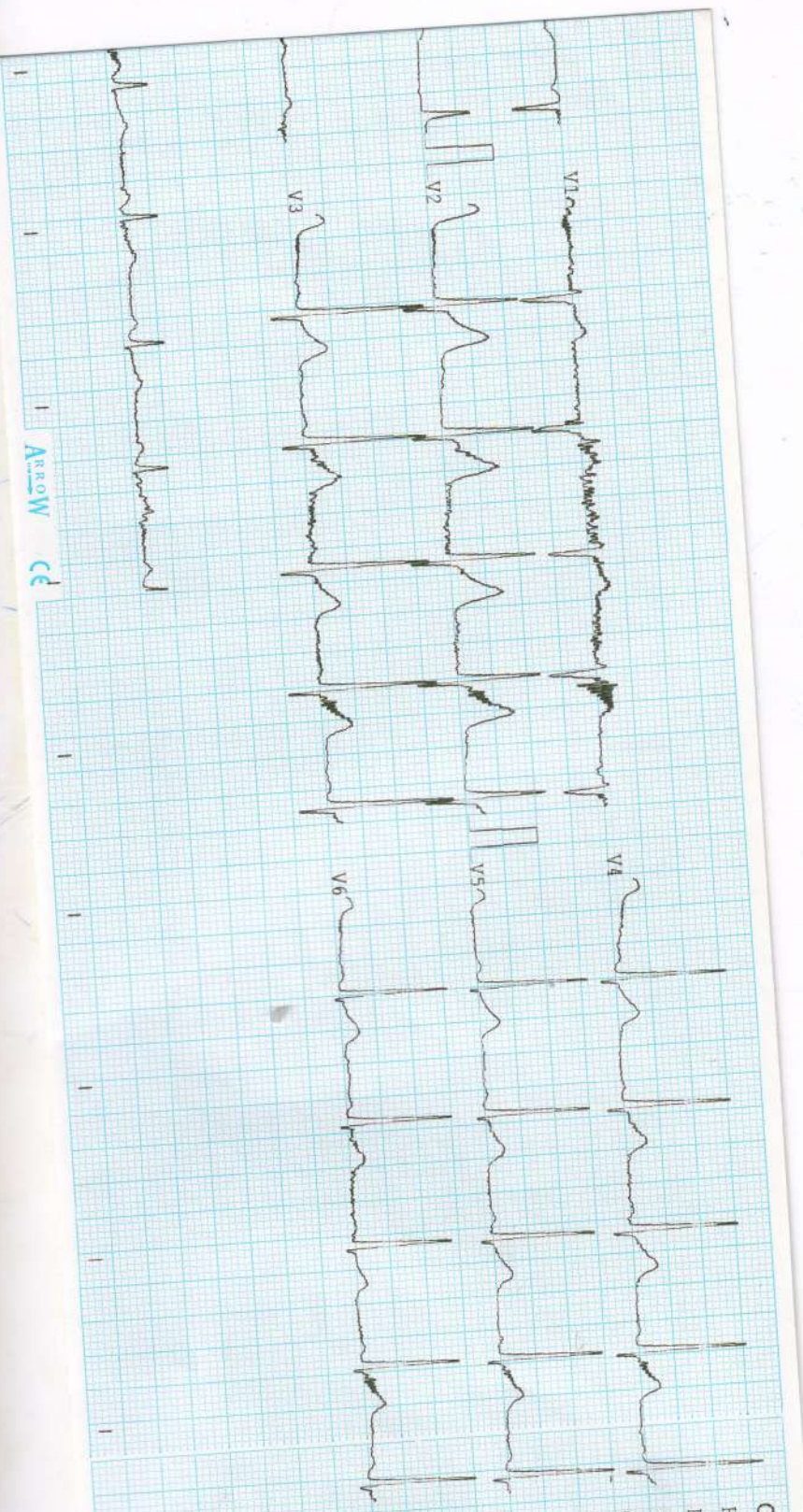
ID: -
 Name: - **Pratishya**
 Age Y/M: -
 Height: - cms Weight: - Kg
 BP: -
 Time/Date: - 10:14:58 13/08/21
 Smoker: -

ECG Settings

Printing Mode: - AUTO 3
 Gain: - 10 mm/mV
 Speed: - 25 mm/Sec
 Filter: - 35 Hz
 Notch: - ON
 Rhythm Lead: - II

ERS PISCES-A-103 (Ver-2.09)
 Arrow CE





Observations :-

HR :- 82 bpm
 R-R :- 724 ms
 P-R :- 073 ms
 QRS :- 58 ms
 QT/QTc :- 296/347 ms
 P Axis :- 55 °
 R Axis :- 62 °
 T Axis :- 30 °

Remarks :



Unconfirmed report

DOB



Dr. B. M. Agarwal
Pathologist
MBBS, DCP
Consultant Pathologist

All test have technical limitation. Collaborative clinic pathological interpretation is mandatory. In case of disparity test may be repeated immediately. Typographical mistakes should be get correct instantly. This report is not valid for medico legal purpose

TEST	RESULT	NORMAL VALUE
T3-Total	96.8	82-213 ng/dL
T4-Total	6.12	6.09-12.23ug/dL
THYROID STIMULATING HORMONE (TSH)	2.95	0.45-4.25uI/mL

Thyroid profile, Total (T3T4TSH)

EXAMINATION OF BLOOD

Pt Name :	Mr. Mrityunjay Maurya
Age :	37y/M
Ref.By :	BOB
Lab. No. :	94
Date :	13/08/2021

MR WRITYUNJAY MAURYA 37Y 562 CHEST,FRN P->A 13-Aug
DIWAKAR DIAGNOSTIC CENTRE, ARERA COLONY, BHOPAL

