

LETTER OF APPROVAL / RECOMMENDATION

To,

The Coordinator,
Mediwheel (Arcofemi Healthcare Limited)
Helpline number: 011- 41195959

Dear Sir / Madam,

Sub: Annual Health Checkup for the employees of Bank of Baroda

This is to inform you that the following employee wishes to avail the facility of Cashless Annual Health Checkup provided by you in terms of our agreement.

PARTICULARS	EMPLOYEE DETAILS
NAME	MR. SINGH KARANBIR
EC NO.	93834
DESIGNATION	HEAD CASHIER "E" _II
PLACE OF WORK	SADHAURA
BIRTHDATE	01-01-1982
PROPOSED DATE OF HEALTH CHECKUP	21-07-2021
BOOKING REFERENCE NO.	21S93834100001302E

This letter of approval / recommendation is valid if submitted along with copy of the Bank of Baroda employee id card. This approval is valid from **20-07-2021** till **31-03-2022** The list of medical tests to be conducted is provided in the annexure to this letter. Please note that the said health checkup is a **cashless facility** as per our tie up arrangement. We request you to attend to the health checkup requirement of our employee and accord your top priority and best resources in this regard. The EC Number and the booking reference number as given in the above table shall be mentioned in the invoice, invariably.

We solicit your co-operation in this regard.

Yours faithfully,

Sd/-

Chief General Manager
HRM Department
Bank of Baroda

(Note: This is a computer generated letter. No Signature required. For any clarification, please contact Mediwheel (Arcofemi Healthcare Limited))



भारत सरकार
GOVERNMENT OF INDIA



करणबीर सिंह
Karanbir Singh
जन्म तिथि/DOB: 01/01/1982
पुरुष/ MALE



2263 2892 1169

आधार - आम आदमी का अधिकार



भारतीय विशिष्ट पहचान प्राधिकरण
UNIQUE IDENTIFICATION AUTHORITY OF INDIA

पता:

S/O हरी चंद, हाउस नंबर-सी५-७०५, बसंत
नगर, कपिल हॉस्पिटल, जगाधरी, यमुनानगर,
हरियाणा - 135003

Address :

S/O Hari Chand, house
number- C5-705, basant
nagar, kapil hospital,
Jagadhri, Yamunanagar,
Haryana - 135003



1947
1800 300 1947

help@uidai.gov.in

www.uidai.gov.in

P.O. Box No. 1947,
Bengaluru-560 001

Handwritten signature

DR. J.K. GULATI
MD, DNB
GULATI HOSPITAL
Near Bus Stand, Yamuna Nagar



GULATI HOSPITAL

169, Sarojini Colony, Near Bus Stand,
YAMUNA NAGAR - 135 001

Dr. J.K. Gulati

M.D., D.N.B. (AIIMS, New Delhi)
Consultant Physician & Heart Specialist

Dr. Sarita Gulati

D.G.O., DCH (Gynaecologist)
Ex. SMO, Civil Hospital, YNR.

ULTRASONOGRAPHY (WHOLE ABDOMEN)

NAME KARANBIR SINGH AGE & SEX 39 M 21.07.21

LIVER

Liver size is normal and it shows normal echopattern with normal vasculature and normal intrahepatic biliary radical pattern. no mass lesion seen.

GALL BLADDER

It shows normal echopattern with normal smooth wall. No evidence of hyperechoic shadow or acoustic shadow is seen in the region.
CBD measures within normal limits.

PANCREAS

Pancreas shows normal echo pattern.

KIDNEYS

Both kidneys measure within normal limits with normal echogenic pattern and well maintained corticomedullary distinction. No evidence of hydronephrotic change is seen. No calculus seen.

SPLEEN

No abnormal echoes detected from the splenic area.

URINARY BLADDER

Bladder is well distended and has normal smooth wall. No mass lesion is seen

PROSTATE

No abnormal echoes could be seen from it.
No free fluid seen in the peritoneal cavity.

CONCLUSION :- No abnormality

Any
DR. J.K. GULATI
MD, DNB
GULATI HOSPITAL
Near Bus Stand, Yamuna Nagar





GULATI HOSPITAL

169, Sarojini Colony, Near Bus Stand,
YAMUNA NAGAR - 135 001

Dr. J.K. Gulati

M.D., D.N.B. (AIIMS, New Delhi)

Consultant Physician & Heart Specialist

ECHOCARDIOGRAPHY

Dr. Sarita Gulati

D.G.O., DCH (Gynaecologist)

Ex. SMO, Civil Hospital, YNR.

NAME MR KARBIR SINGH

AGE & SEX 39 M

DATED 21.07.21

M-MODE PARAMETERS

		Normal Values
Left Ventricular ED Dimension	4.8 cm	(3.7-5.6cm)
Left Ventricular ES Dimension	2.7 cm	(2.2-4.0cm)
Right Ventricular ED Dimension	2.1 cm	(0.7-2.6cm)
Inter Ven. Septum thickness (D)	0.8 cm	(0.6-1.1cm)
LV Posterior Wall thickness (D)	0.8 cm	(0.6-1.1cm)
Aortic root diameter	2.8 cm	(2.0-3.7cm)
Left Atrial Diameter	3.2 cm	(1.9-4.0cm)

INDICES OF LV SYSTOLIC FUNCTIONS (NORMAL VALUES)

Ejection Fraction	60 %	(54-76%)
Fractional Shortening	32 %	(25-46%)

MITRAL VALVE

Thin, and it moves posteriorly during diastole. No subvalvular pathology, no anterior leaflet pathology, no prolapsed or flutter or systolic anterior motion

TRICUSPID VALVE

Valve is normal looking, no prolapse is seen

AORTIC VALVE

All three cusps seen, opens fully during systole with central closure

PULMONARY VALVE

Thin opens well, Pulmonary Artery not dilated

LEFT VENTRICLE

No hypertrophy, Chamber slightly dilated No segmental wall

motion abnormality



GULATI HOSPITAL

169, Sarojini Colony, Near Bus Stand,
YAMUNA NAGAR - 135 001

PULSE & CONTINUOUS WAVE DOPPLER

Dr. J.K. Gulati

M.D., D.N.B. (AIIMS, New Delhi)
Consultant Physician & Heart Specialist

NO mitral regurgitation.

No aortic regurgitation.

NO Tricuspid regurgitation .

No pulmonary regurgitation.

Predicted PA pressure (S)=25MM of Hg

Dr. Sarita Gulati

D.G.O., DCH (Gynaecologist)
Ex. SMO, Civil Hospital, YNR.

COLOUR FLOW IMAGING

No Mitral regurgitation.

No aortic regurgitation.

No tricuspid regurgitation.

No pulmonary regurgitation.

COMMENTS

No LA, LAA, LV CLOT seen.

No vegetation on any valve

No intra cardiac mass.

Pericardial effusion.

IAS, IVS intact.

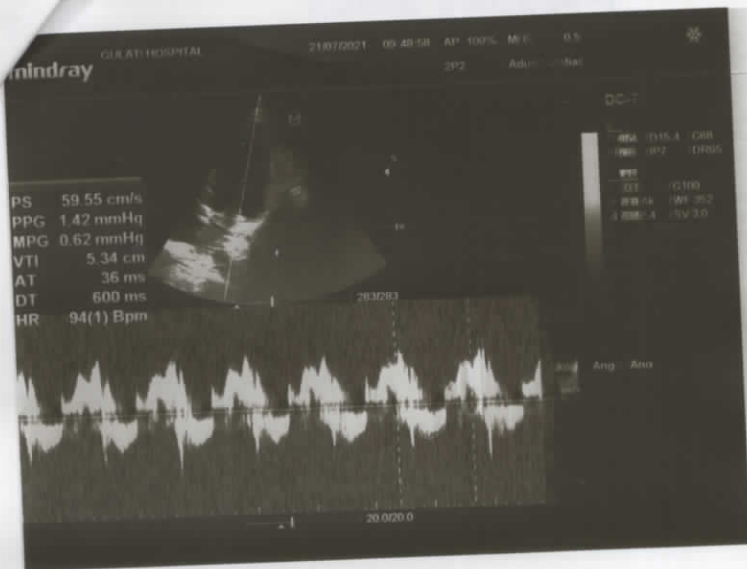
IMPRESION:- Echocardiography Findings are suggestive of

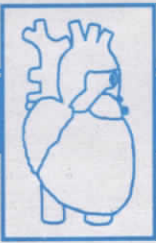
Normal Systolic and diastolic Functions

No Evidence of Hypertrophy

Dr J K Gulati MD, DNB (Medicine)

DR. J.K. GULATI
MD, DNB
GULATI HOSPITAL
Near Bus Stand, Yamuna Nagar





HOS. 260633
RES. 261633

GULATI HOSPITAL

169, Sarojini Colony, Near Bus Stand,
YAMUNA NAGAR. - 135 001

Dr. J.K. Gulati

M.D., D.N.B. (AIIMS, New Delhi)
Consultant Physician & Heart Specialist

Dr. Sarita Gulati

D.G.O., DCH (Gynaecologist)
Ex. SMO, Civil Hospital, YNR.

X - RAY Chest PA

Date:-21/7/2021

Name:-Mr.Karanbir Singh Age /Sex:- 39Yrs/M


Skin and soft tissue normal

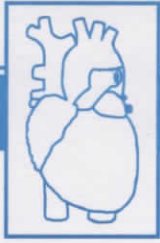
Bony and skeleton normal

Trachea is central

Mediastinum is normal

Heart size and shape Normal


DR. J.K. GULATI
MD, DNB
GULATI HOSPITAL
Near Bus Stand, Yamuna Nagar



GULATI HOSPITAL

169, Sarojini Colony, Near Bus Stand,
YAMUNA NAGAR - 135 001

Dr. J.K. Gulati

M.D., D.N.B. (AIIMS, New Delhi)
Consultant Physician & Heart Specialist

Dr. Sarita Gulati

D.G.O., DCH (Gynaecologist)
Ex. SMO, Civil Hospital, YNR.

Karonbir Singh 38 M

21.07.21

• No specific complaints

• Pulse - 88/min

• BP - 120/80

Chest - b/l vesicular breathing

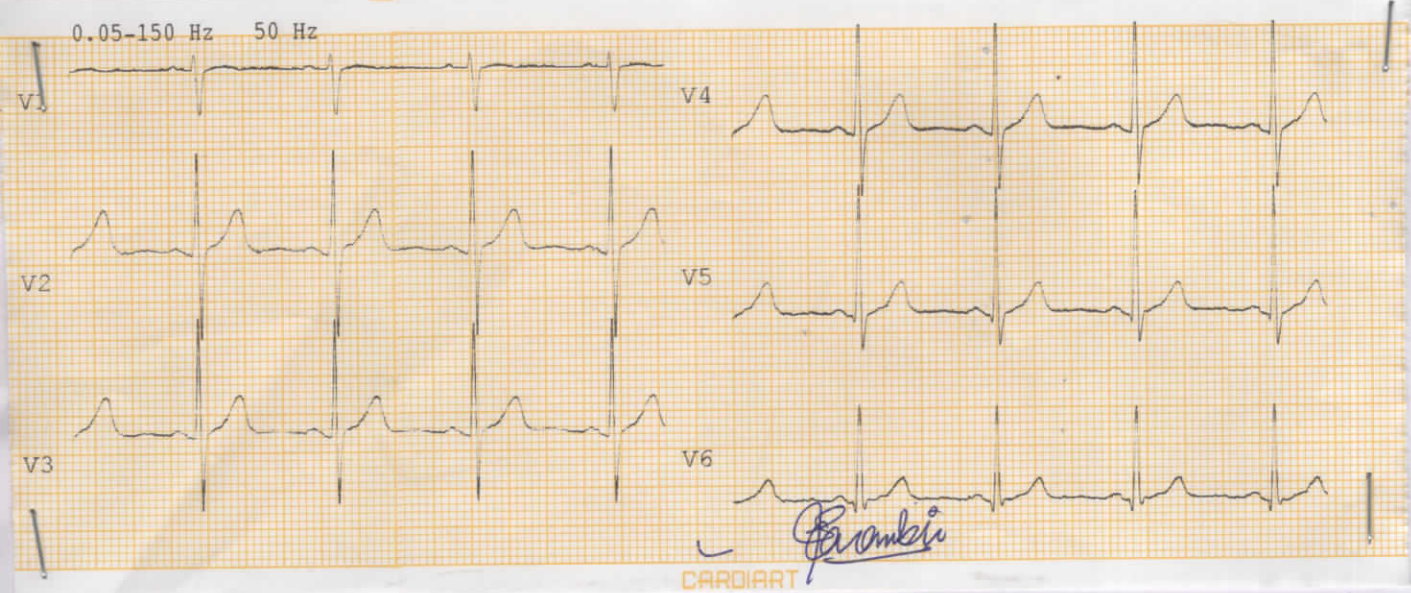
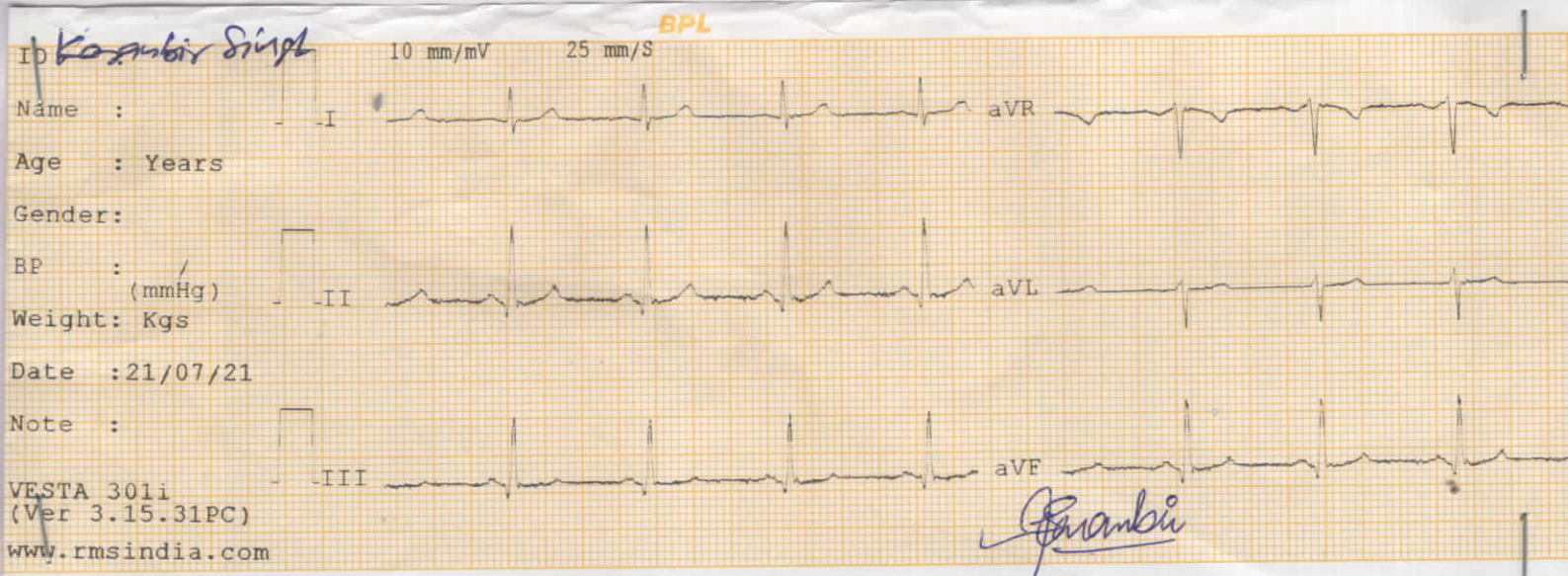
ac S₁, R₂ etc

abd - NAD

No abnormality

Jey
DR. J.K. GULATI
MD, DNB
GULATI HOSPITAL
Near Bus Stand, Yamuna Nagar

Karanbir Singh



ECG REPORT:- Within Normal Limits

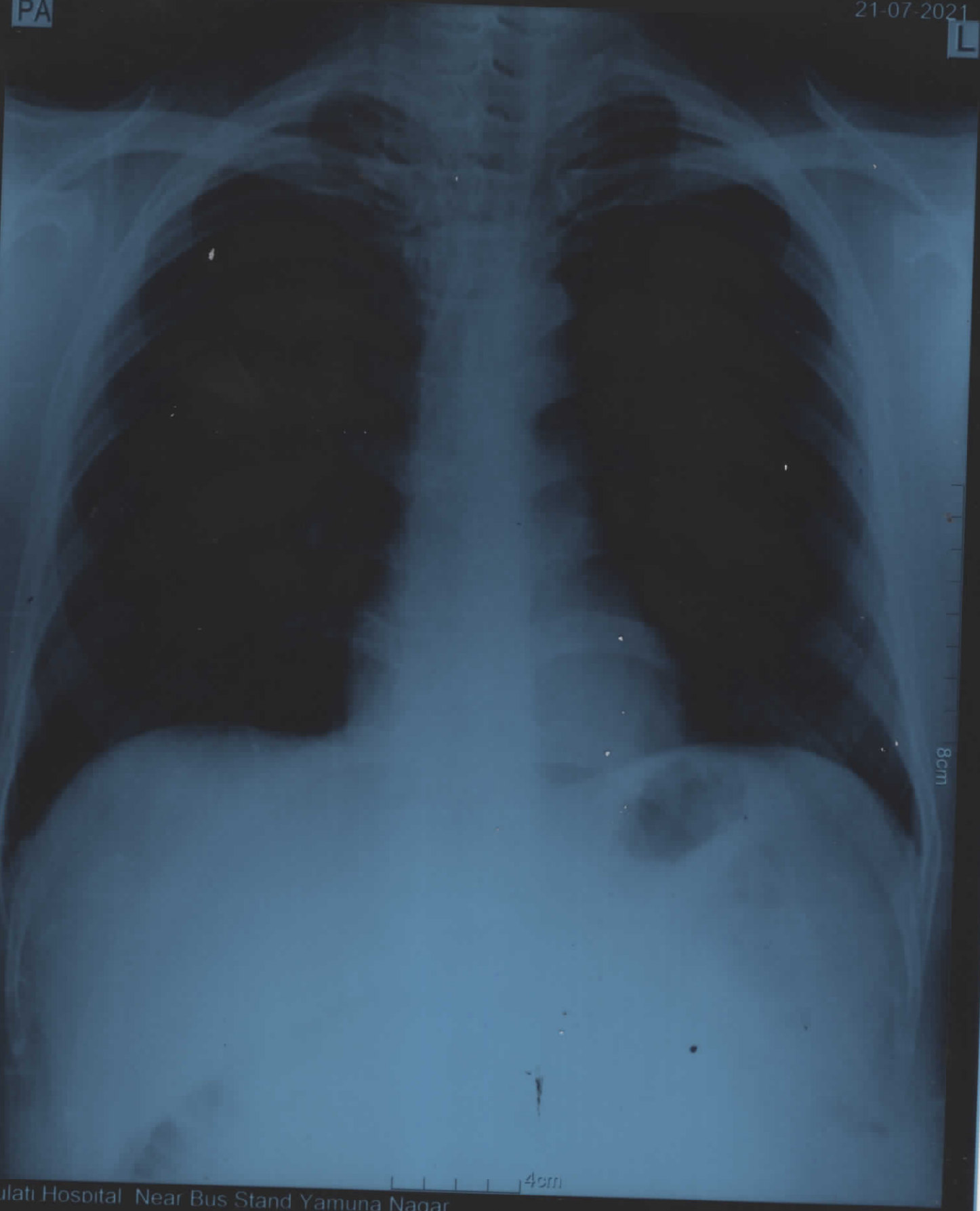
Signature
DR. J.K. GULATI
MD, DNB
GULATI HOSPITAL
Near Bus Stand, Yamuna Nagar

Mr Karanbir Singh 39Y M

PA

21-07-2021

L



Gulati Hospital Near Bus Stand Yamuna Nagar