

# CERTIFICATE OF MEDICAL FITNESS

This is to certify that I have conducted the clinical examination

of D. ARUNA on 13/11/2022

After reviewing the medical history and on clinical examination it has been found that he/she is

|   | Tick                                |
|---|-------------------------------------|
| <input checked="" type="checkbox"/> Medically Fit   | <input checked="" type="checkbox"/> |
| <input type="checkbox"/> Fit with restrictions/recommendations<br>Though following restrictions have been revealed, in my opinion, these are not impediments to the job.<br>1.....<br>2.....<br>3.....<br>However the employee should follow the advice/medication that has been communicated to him/her.<br>Review after _____ |                                     |
| <input type="checkbox"/> Currently Unfit.<br>Review after _____ recommended   |                                     |
| <input type="checkbox"/> Unfit  |                                     |

Dr. Mehroola

Medical Officer

The Apollo Clinic, (Location), DLO, MS

Regd. No: 9747 (A.P. Med. Council)

MAGANTI CLINIC & DIAGNOSTICS

D.No: 294, Tel. No: 102

Sri Ranga Heights, Ground Floor

Kaleswara Rao Road, Governorpet

VIJAYAWADA-520 002. Ph: 6664639

*This certificate is not meant for medico-legal purposes*

x G. Aruna





இந்திய அரசாங்கம்  
Government of India

இந்திய தனித்துவ அடையாள ஆணையம்  
Unique Identification Authority of India

பதிவு அடையாளம் / Enrollment No. : 0013/07006/15155

To  
Aruna Devireddy  
அருணா தேவிரெட்டி  
C/O: D Venu Gopal Reddy,  
FLAT NO S3 404 VGN STAFFORD,  
SUDARSANAM MAIN ROAD,  
THIRUMALA VASAN NAGAR,  
VTC: Dpi, PO: Greams Road,  
Sub District: Chennai, District: Chennai,  
State: Tamil Nadu, PIN Code: 600006,  
Mobile: 8985700369

98775253



KF987752535FI



உங்கள் ஆதார் எண் / Your Aadhaar No. :

**2862 5997 2654**

எனது ஆதார். எனது அடையாளம்



இந்திய அரசாங்கம்

Government of India



Issue Date: 14/01/2012



அருணா தேவிரெட்டி  
Aruna Devireddy  
பிறந்த நாள் / DOB: 16/05/1995  
புண்பாடு / Female

**2862 5997 2654**

எனது ஆதார். எனது அடையாளம்

*M. S. Choudary*  
Dr. M.S. CHOUDARY, MBBS, DLO, MS  
Regd. No: 9747 (A.P. Med. Council)  
MAGANTI CLINIC, ADARSH DIAGNOSTICS  
D.No: 29-3-29, Flat No: 102  
Sri Ranga Heights, Ground Floor  
Kaleswara Rao Road, Governorpet  
VIJAYAWADA-520 002. Ph: 6664639

\* Gr. Aruna



# ADARSH DIAGNOSTICS

ISO 9001 : 2015 CERTIFIED

D.No. 29-3-23, Flat No : 102, Opp. I.V. Palace Road, Sri Ranga Heights,  
Ground Floor, Kaleswara Rao Road, Governorpet,  
VIJAYAWADA - 520 002. © (0866) 6664639, Fax : 2431916

## BOB

Name of the life to be Assured:-D.ARUNA Age:-27/F

### BLOOD EXAMINATION REPORT

|                             |                 |                            |
|-----------------------------|-----------------|----------------------------|
| FASTING BLOOD SUGAR(FBS):   | 82 mg%          | (N.VALUE:60 – 100 mg%)     |
| POST PRANDRLAL BLOOD SUGAR: | 127 mg%         | (N.VALUE:60-150 mg%)       |
| S.CHOLESTEROL               | : 178 mg%       | (N.VALUE:130 – 250 mg%)    |
| S.TRIGLY CERIDES            | : 134 mg%       | (N.VALUE:UP TO 175 mg%)    |
| HDL                         | : 43.5 mg%      | (N.VALUE:35 – 55 mg%)      |
| V L D L                     | : 22.6 mg%      | (N.VALUE: UP TO 30 mg%)    |
| LDL                         | : 108.9         | (N.VALUE:UP TO 150 mg%)    |
| UREA                        | : 24 mg%        | (N.VALUE:10 – 50 mg%)      |
| BUN                         | : 13 mg%        | (N.VALUE:08 – 20 mg%)      |
| S.CREATININE                | : 0.9 mg%       | (N.VALUE:0.5 – 1.6 mg%)    |
| S.PROTEINS                  | : 7.0 gms%      | (N.VALUE:6.0 – 8.0 gms%)   |
| ALBUMIN                     | : 4.4 gms%      | (N.VALUE:3.5 – 5.6 gms%)   |
| GLOBULIN                    | : 2.6 gms%      | (N.VALUE:2.0 – 3.6 gms%)   |
| A.G. RATIO                  | : 1.69          |                            |
| S.URIC ACID                 | : 5.4 mg%       | (N.VALUE:2.5 – 7.0 mg%)    |
| S.BILIRUBIN                 | : 0.8 mg%       | (N.VALUE: 0.2 – 1.2 mg%)   |
| DIRECT BILIRUBIN            | : 0.1 mg%       | (N.VALUE:0.0 – 0.2 mg%)    |
| INDIRECT BILIRUBIN          | : 0.7 mg%       |                            |
| S G O T                     | : 21 IU/ML      | (N.VALUE:8 – 35 IU/ML)     |
| S G P T                     | : 26 IU/ML      | (N.VALUE:13 – 40 IU/ML)    |
| S.ALKLINE PHOSPHATESE       | : 8.2 KA UNITES | (N.VALUE:4 – 11 KA UNITES) |
| GGTP                        | : 14 IU/ML      | (N.VALUE:4 – 24 IU/ML)     |
| Hbs Ag                      | : NEGATIVE(-VE) |                            |

Dated at Vijayawada on the 13<sup>TH</sup> day of November 2022

(Pathologist/Dr.Inchrge)

ADARSH DIAGNOSTICS

D.No: 29-3-23, Flat No: 102  
SRI RANGA HEIGHTS, GROUND FLOOR  
Kaleswara Rao Road, Governorpet  
VIJAYAWADA-520 002. Ph: 6664639

X-RAY, ECG, E.E.G. PATHOLOGICAL, SEROLOGICAL, BIO-CHEMICAL, IMMUNOASSAY, BLOOD BANK,  
TREAD- MILL STRESS TEST : ULTRA SOUND SCAN WITH 2-D ECHO CARDIOGRAPHY, HOLTER RECORD,  
AUDIOMETRY AND 24 HOURS AMBULANCE, ENDOSCOPY



# ADARSH DIAGNOSTICS

ISO 9001 : 2015 CERTIFIED

D.No. 29-3-23, Flat No : 102, Opp. I.V. Palace Road, Sri Ranga Heights,  
Ground Floor, Kaleswara Rao Road, Governorpet,  
VIJAYAWADA - 520 002. ☎ (0866) 6664639, Fax : 2431916

BOB

Name of the life to be Assured:-D.ARUNA Age:-27/F

## URINE EXAMINATION REPORT

### MACROSCOPY

|            |   |             |
|------------|---|-------------|
| QUANTITY   | : | 8.5ML       |
| APPEARANCE | : | CLEAR       |
| COLOUR     | : | PALE YELLOW |
| SP GRAVITY | : | 1.022       |
| REACTION   | : | ACIDIC      |

### CHEMICAL

|                |   |               |
|----------------|---|---------------|
| BILE SALTS     | : | NEGATIVE(-VE) |
| BILE PIGEMENTS | : | NEGATIVE(-VE) |
| UROBILINOGEN   | : | NORMAL        |
| ACETONE        | : | NEGATIVE(-VE) |
| OCCULT BLOOD   | : | NEGATIVE(-VE) |
| ALBUMIN        | : | NIL           |
| URINE SUGAR    | : | NIL           |

### MICRO

|           |   |         |
|-----------|---|---------|
| R B C     | : | NIL     |
| CAST      | : | NIL     |
| PUS CELLS | : | 4-6/HPF |
| E P CELLS | : | NIL     |
| CRYSTALS  | : | NIL     |
| BACTERIA  | : | NIL     |

Dated at Vijayawada on the 13<sup>TH</sup> day of November 2022

(Pathologist/Dr.Incharge)

ADARSH DIAGNOSTICS

D.No: 29-3-23, Flat No: 102

SRI RANGA HEIGHTS, GROUND FLOOR

Kaleswara Rao Road, Governorpet

VIJAYAWADA-520 002. Ph: 6664639

X-RAY, ECG, E.E.G. PATHOLOGICAL, SEROLOGICAL, BIO-CHEMICAL, IMMUNOASSAY, BLOOD BANK,  
TREAD- MILL STRESS TEST : ULTRA SOUND SCAN WITH 2-D ECHO CARDIOGRAPHY, HOLTER RECORD,  
AUDIOMETRY AND 24 HOURS AMBULANCE, ENDOSCOPY



# ADARSH DIAGNOSTICS

ISO 9001 : 2015 CERTIFIED

D.No. 29-3-23, Flat No : 102, Opp. I.V. Palace Road, Sri Ranga Heights,  
Ground Floor, Kaleswara Rao Road, Governorpet,  
VIJAYAWADA - 520 002. © (0866) 6664639, Fax : 2431916

BOB

Name of the life to be Assured:-D.ARUNA Age:-27/F

## BLOOD EXAMINATION REPORT

### CBC

| TEST                 | RESULT             | NORMAL RANGE             |
|----------------------|--------------------|--------------------------|
| HAEMOGLOBIN(HGB)     | : 10.2 gm%         | (12.0 - 16.0 g/100ml)    |
| P C V ( HAEMATOCRIT) | : 30.6 gm%         | ( 36 - 48 %)             |
| MCV                  | : 82.14 CU.MM      | ( 76 - 92 CU MM)         |
| MCH                  | : 29.06 MM.G       | ( 27 - 32 MM G )         |
| MCHC                 | : 32.3 %           | ( 30 - 35 %)             |
| RDW                  | : NORMAL           |                          |
| M P V                | : NORMAL           |                          |
| INDICES              | : NORMAL           |                          |
| T R B C              | : 3.4 miil/cumm    | ( 3.9 - 6.5miil/cumm)    |
| PLATELET COUNT       | : 2.6 lakhs/c.mm   | ( 1.5 - 4.0 lakhs/c.mm)  |
| T W B C              | : 7,300 cells/cumm | (4,000-10,000cells/cumm) |
| DIFFERENTIAL COUNT   |                    |                          |
| NEUTROPHILS          | : 64 %             | ( 40 - 74 %)             |
| LYMPHOCYTES          | : 30 %             | ( 20 - 45%)              |
| EOSINOPHILS          | : 06 %             | ( 2 - 06 %)              |
| MONOCYTES            | : ---              | ( 00 - 02 %)             |
| BASOPHILS            | : ---              | ( < 1% )                 |
| E S R                | : 24 mm/ 1st hour  | ( 02 - 12mm/1 st hour)   |
| GROUP                | : "O"              |                          |
| RH TYPE              | : POSITIVE(+VE)    |                          |

Dated at Vijayawada on the 13<sup>TH</sup> day of November 2022

  
(Pathologist/Dr.Incharge)

ADARSH DIAGNOSTICS

D.No: 29-3-23 Flat No: 102  
SRI RANGA HEIGHTS GROUND FLOOR  
Kaleswara Rao Road, Governorpet  
VIJAYAWADA-520 002. Ph: 6664639

X-RAY, ECG, E.E.G. PATHOLOGICAL, SEROLOGICAL, BIO-CHEMICAL, IMMUNOASSAY, BLOOD BANK,  
TREAD- MILL STRESS TEST : ULTRA SOUND SCAN WITH 2-D ECHO CARDIOGRAPHY, HOLTER RECORD,  
AUDIOMETRY AND 24 HOURS AMBULANCE, ENDOSCOPY



# ADARSH DIAGNOSTICS

ISO 9001 : 2015 CERTIFIED

D.No. 29-3-23, Flat No : 102, Opp. I.V. Palace Road, Sri Ranga Heights,  
Ground Floor, Kaleswara Rao Road, Governorpet,  
VIJAYAWADA - 520 002. © (0866) 6664639, Fax : 2431916

BOB

Name of the life to be Assured:-D.ARUNA Age:-27/F

## BLOOD EXAMINATION REPORT

GLYCOSYLATED HEMOGLOBIN TEST :HbA1c  
(MEAN BLOOD GLUCOSE LEVEL FOR THE LAST 2 MONTHS)

|                        |   |                     |
|------------------------|---|---------------------|
| RESULT                 | : | 5.4 %               |
| IMPRESSION             | : | NON DIABETIC        |
| INTERPRETATION OF TEST | : |                     |
| HbA1c                  |   | %OF GLUCOSE CONTROL |
| >10 %                  | : | POOR                |
| 9% - 10 %              | : | FAIR                |
| 8% - 9%                | : | GOOD                |
| 7% - 8%                | : | CONTROL             |
| 6% - 7 %               | : | NEAR NORMAL         |
| <6                     | : | NON DIABETIC        |

Dated at Vijayawada on the 13<sup>TH</sup> day of November 2022

  
(Pathologist/DR.Incharge)

ADARSH DIAGNOSTICS

D.No: 29-3-23, Flat No: 102  
SRI RANGA HEIGHTS, GROUND FLOOR  
Kaleswara Rao Road, Governorpet  
VIJAYAWADA-520 002. Ph: 6664639

X-RAY, ECG, E.E.G. PATHOLOGICAL, SEROLOGICAL, BIO-CHEMICAL, IMMUNOASSAY, BLOOD BANK,  
TREAD- MILL STRESS TEST : ULTRA SOUND SCAN WITH 2-D ECHO CARDIOGRAPHY, HOLTER RECORD,  
AUDIOMETRY AND 24 HOURS AMBULANCE, ENDOSCOPY



# ADARSH DIAGNOSTICS

ISO 9001 : 2015 CERTIFIED

D.No. 29-3-23, Flat No : 102, Opp. I.V. Palace Road, Sri Ranga Heights,  
Ground Floor, Kaleswara Rao Road, Governorpet,  
VIJAYAWADA - 520 002. © (0866) 6664639, Fax : 2431916

BOB

Name of the life to be Assured:-D.ARUNA Age:-27/F

## BLOOD EXAMINATION REPORT

|                                    |   |                   |
|------------------------------------|---|-------------------|
| T3                                 | : | 168 ng/dl         |
| (N.VALUE)                          | : | 70 – 204 ng/dl)   |
| T4                                 | : | 7.9 ug/dl         |
| (N.VALUE)                          | : | 5.5 -11.0ug/dl)   |
| THYROID STIMULATING<br>HORMONE TSH | : | 4.74uIU/ml        |
| (N.VALUE)                          | : | 0.35-5.50 uIU/ml) |

Dated at Vijayawada on the 13<sup>TH</sup> day of November 2022

(Pathologist/Dr.Incharge)

*M. Sree*  
**ADARSH DIAGNOSTICS**

D.No: 29-3-23, Flat No: 102  
SRI RANGA HEIGHTS, GROUND FLOOR  
Kaleswara Rao Road, Governorpet  
VIJAYAWADA-520 002. Ph: 6664639

X-RAY, ECG, E.E.G. PATHOLOGICAL, SEROLOGICAL, BIO-CHEMICAL, IMMUNOASSAY, BLOOD BANK,  
TREAD- MILL STRESS TEST : ULTRA SOUND SCAN WITH 2-D ECHO CARDIOGRAPHY, HOLTER RECORD,  
AUDIOMETRY AND 24 HOURS AMBULANCE, ENDOSCOPY





# ADARSH DIAGNOSTICS

ISO 9001 : 2015 CERTIFIED

D.No. 29-3-23, Flat No : 102, Opp. I.V. Palace Road, Sri Ranga Heights,  
Ground Floor, Kaleswara Rao Road, Governorpet,  
VIJAYAWADA - 520 002. © (0866) 6664639, Fax : 2431916

BOB

Name of the life to be Assured:-D.ARUNA Age:-27/F

## SONO MAMMOGRAM

*PROMINENT FIBRO GLANDULAR TISSUE IS NORMAL IN TEXTURE*

*NO ABNORMAL OPACITIES ARE SEEN IN BOTH BREASTS*

*ALL QUADRANTS ARE NORMAL IN DENSITY*

*NIPPLE NO RETRACTION SEEN*

*SKIN CONTOUR OVER BREASTS IS SMOOTH AND NO IRREGULARITY SEEN*

*NO MICRO /MACRO CALCIFICATIONS SEEN*

*NO ABNORMAL SOFT TISSUE MASS DENSITY SEEN*

*IMPRESSION : - NORMAL MAMMOGRAM STUDY*

Dated at Vijayawada on the 13<sup>TH</sup> day of November 2022

Dr.Incharge 

ADARSH DIAGNOSTICS

D.No: 29-3-23, Flat No: 102  
SRI RANGA HEIGHTS, GROUND FLOOR  
Kaleswara Rao Road, Governorpet  
VIJAYAWADA-520 002. Ph: 6664639

X-RAY, ECG, E.E.G. PATHOLOGICAL, SEROLOGICAL, BIO-CHEMICAL, IMMUNOASSAY, BLOOD BANK,  
TREAD- MILL STRESS TEST : ULTRA SOUND SCAN WITH 2-D ECHO CARDIOGRAPHY, HOLTER RECORD,  
AUDIOMETRY AND 24 HOURS AMBULANCE, ENDOSCOPY



# ADARSH DIAGNOSTICS

ISO 9001 : 2015 CERTIFIED

D.No. 29-3-23, Flat No : 102, Opp. I.V. Palace Road, Sri Ranga Heights,  
Ground Floor, Kaleswara Rao Road, Governorpet,  
VIJAYAWADA - 520 002. ☎ (0866) 6664639, Fax : 2431916

BOB

Name of the life to be Assured:-D.ARUNA Age:-27/F

## ECG REPORT

|                       |   |                     |
|-----------------------|---|---------------------|
| <i>RATE</i>           | : | <i>60 bpm</i>       |
| <i>RHYTHM</i>         | : | <i>SINUS</i>        |
| <i>P</i>              | : | <i>NORMAL</i>       |
| <i>P R INTERVAL</i>   | : | <i>119 ms</i>       |
| <i>Q R S INTERVAL</i> | : | <i>83 ms</i>        |
| <i>S T SEGEMENT</i>   | : | <i>ISO ELECTRIC</i> |
| <i>T WAVES</i>        | : | <i>NORMAL</i>       |
| <i>Q WAVES</i>        | : | <i>NIL</i>          |
| <i>HYPERTRPHY</i>     | : | <i>NO</i>           |
| <i>Q T</i>            | : | <i>397 ms</i>       |
| <i>Q R S AXIS</i>     | : | <i>39 Deg</i>       |
| <i>IMPRESSION</i>     | : | <i>NORMAL STUDY</i> |

Dated at Vijayawada on the 13<sup>th</sup> day of November 2022

CONSULTANT CARDIOLOGIST

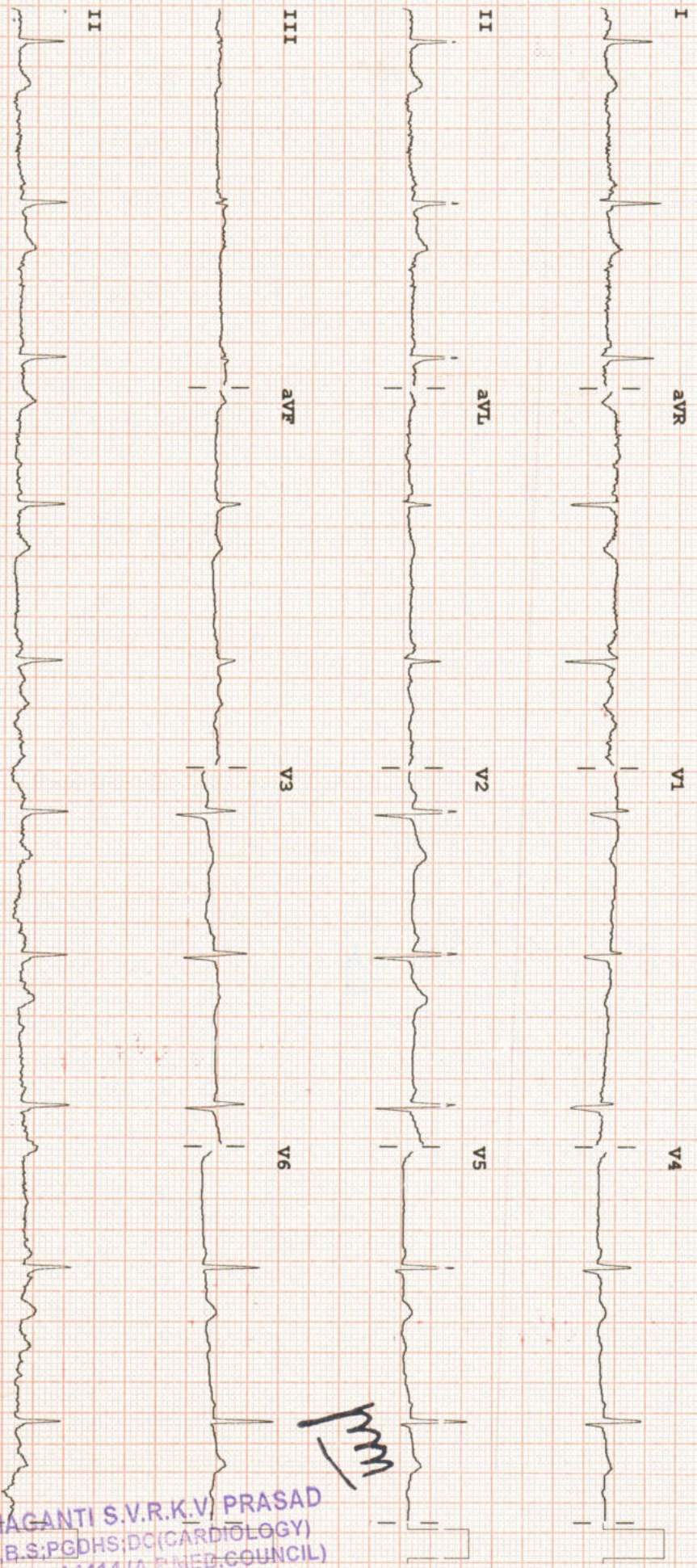
Dr. MAGANTI S.V.R.K.V. PRASAD  
M.B,B.S;PGDHS;DC(CARDIOLOGY)  
Regd.No:14414 (A.P.M.E.D.COUNCIL)  
CONSULTANT CARDIOLOGIST  
MAGANTI CLINIC  
VIJAYAWADA.

X-RAY, ECG, E.E.G. PATHOLOGICAL, SEROLOGICAL, BIO-CHEMICAL, IMMUNOASSAY, BLOOD BANK,  
TREAD- MILL STRESS TEST : ULTRA SOUND SCAN WITH 2-D ECHO CARDIOGRAPHY, HOLTER RECORD,  
AUDIOMETRY AND 24 HOURS AMBULANCE, ENDOSCOPY

Rate 60 Sinus rhythm.....normal P axis, V-rate 50-99  
 PR 119 Borderline short PR interval.....PR int <120ms  
 QRS 83 Baseline wander in lead(s) V3  
 QT 397  
 QTc 397

--AXIS--  
 P 3  
 QRS 39  
 T 33  
 12 Lead; Standard Placement

- OTHERWISE NORMAL ECG -  
 Requested by: BOB  
 Unconfirmed Diagnosis



Device: Speed: 25 mm/sec Limb: 10 mm/mV Chest: 10.0 mm/mV  
 F 60~ 0.15-100 Hz PH100B CL? P?

Dr. MAGANTI S.V.R.K.V. PRASAD  
 M.B.B.S;PGDHS;DC(CARDIOLOGY)  
 Regd.No:14414(A.F.MED.COUNCIL)  
 CONSULTANT CARDIOLOGIST  
 MAGANTI CLINIC  
 VIJAYAWADA.



# ADARSH DIAGNOSTICS

ISO 9001 : 2015 CERTIFIED

D.No. 29-3-23, Flat No : 102, Opp. I.V. Palace Road, Sri Ranga Heights,  
Ground Floor, Kaleswara Rao Road, Governorpet,  
VIJAYAWADA - 520 002. ☎ (0866) 6664639, Fax : 2431916

BOB

Name of the life to be Assured:-D.ARUNA Age:-27/F

X-RAY CHEST PA VIEW

CARDIAC SIZE IS NORMAL.

TRACHEA IN MID LINE

BOTH LUNG FIELDS ARE CLEAR.

BOTH DOMES ARE NORMAL

BOTH HILA NORMAL

C P ANGLES NORMAL

IMPRESSION: NORMAL STUDY.

Dated at Vijayawada on the 13<sup>TH</sup> day of November 2022

Signature of the Radiologist

**DR. G. PRASADA RAO**

MBBS, DMRF

Rg. No: 17266

Consulting Radiologist



ADARSH DIAGNOSTICS

13/11/22 11:53:37

ADM

DARUNA 27 F.  
131122-114003

MI 1.2

TIs 0.4

3Sc

Adult



FR 69  
AO% 100

CHI 3.5

Frq 47

Gn 3/3

S/A I/0

Map 17.0

D 75

DR



# ADARSH DIAGNOSTICS

ISO 9001 : 2015 CERTIFIED

D.No. 29-3-23, Flat No : 102, Opp. I.V. Palace Road, Sri Ranga Heights,  
Ground Floor, Kaleswara Rao Road, Governorpet,  
VIJAYAWADA - 520 002. © (0866) 6664639, Fax : 2431916

## BOB

NAME:D.ARUNA

DATE:13/11/2022

REF. Dr.

AGE:27 ; SEX:F

### ULTRASONOGRAM OF TOTAL ABDOMEN

#### LIVER

: NORMAL LIVER WITH NORMAL HOMOGENIC ECHOIC PRANCHYMAL ECHOTEXTURE NORMAL IN SIZE. NO MASS OR CYST IN LIVER.NO DILATATION OF INTRA HEPATIC BILIARY RADICLES

GALL BLADDER

: NORMAL. NO CALCULI. NO MASS LESION

PANCREAS

: NORMAL. NO CALCULI. NO MASS LESION.

C B D

: NORMAL. NO CALCULI.

PORTAL VEIN

: NORMAL

SPLEEN

: NORMAL WITH HOMOGENOUS PARENCHYMAL ECHOTEXTURE

DIAPHRAGM

: BOTH DOMES MOVING WELL WITH RESPIRATION. NO SUB DIAPHRAGMATIC PATHOLOGY.

RIGHT KIDNEY

: SIZE 8.4 X 4.4 CMS. NORMAL IN SIZE AND ECHOPATTERN, C.M.D MAINTAINED.

LEFT KIDNEY

: PCS NORMAL,NO CALCULI NO HYDRONEPHROSIS. URETER NOT DILATED.

: SIZE 10.6 X 4.8 CMS. NORMAL IN SIZE AND ECHOPATTERN.C.M.D.MAINTAINED.

: PCS NORMAL. NO CALCULI

: NO HYDRONEPHROSIS. URETER NOT DILATED.

URINARY BLADDER :

NORMAL.NO CALCULI.NO MASS LESION.

UTERUS

: NORMAL IN SIZE SHAPE FOR THE AGE

(NULLI PAROUS) NO ENDOMETRIAL ECHO

NO MASS LESION,ANTEVERTED.

RT.OVARY

: NORMAL IN SIZE & SHAPE WITH FEW SMALL FOLLICLES

LT.OVARY

: NORMAL IN SIZE & SHAPE WITH FEW SMALL FOLLICLES

OTHERS

: NIL

IMPRESSION

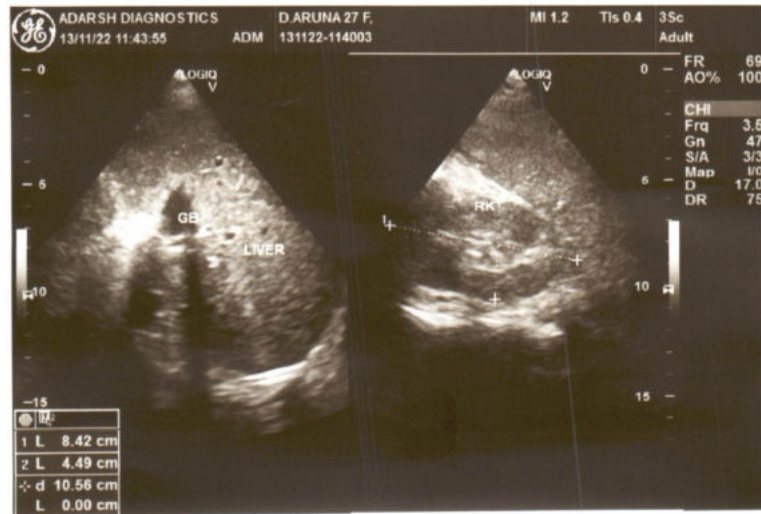
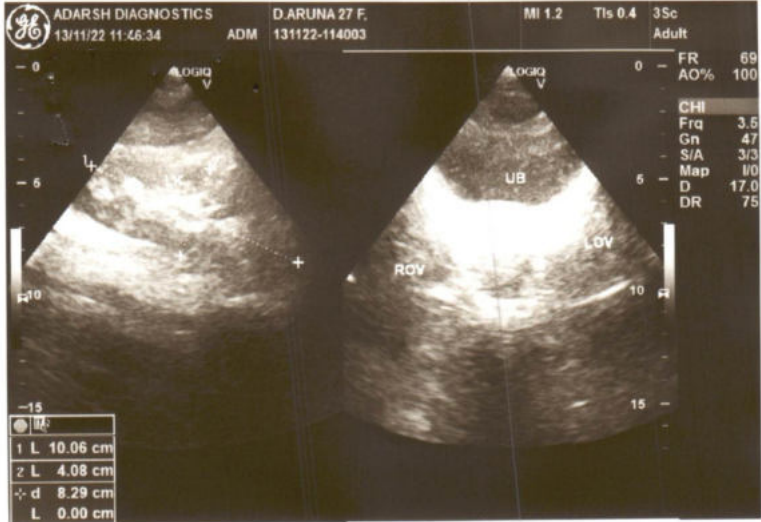
: NORMAL STUDY FOR CLINICAL CORRELATION

DR.INCHARGE

ADARSH DIAGNOSTICS

D.No: 29-3-23, Flat No: 102  
SRI RANGA HEIGHTS, GROUND FLOOR  
Kaleswara Rao Road, Governorpet  
VIJAYAWADA-520 002. Ph: 6664639

X-RAY, ECG, E.E.G. PATHOLOGICAL, SEROLOGICAL, BIO-CHEMICAL, IMMUNOASSAY, BLOOD BANK,  
TREAD- MILL STRESS TEST : ULTRA SOUND SCAN WITH 2-D ECHO CARDIOGRAPHY, HOLTER RECORD,  
AUDIOMETRY AND 24 HOURS AMBULANCE, ENDOSCOPY





# ADARSH DIAGNOSTICS

ISO 9001 : 2015 CERTIFIED

D.No. 29-3-23, Flat No : 102, Opp. I.V. Palace Road, Sri Ranga Heights,  
Ground Floor, Kaleswara Rao Road, Governorpet,  
VIJAYAWADA - 520 002. © (0866) 6664639, Fax : 2431916

## BOB

Name of the life to be Assured:- D.ARUNA Age:-27/F

### 2-D ECHOCARDIOGRAPHY

|                  |   |   |                          |
|------------------|---|---|--------------------------|
| AORTA            | : | 2.7 CM  | LEFT ATRIUM: 3.4 CMS     |
| LEFT VENTRICLE   | : | 4.8X 2.8 CM   | IVS: 0.9CM LVPW :1.0 CMS |
|                  |   |   | LVEF:63%                 |
| MITRAL VALVE     | : | NORMAL  |                          |
| AORTIC VALVE     | : | NORMAL  |                          |
| TRICUSPID VALVE  | : | NORMAL  |                          |
| PULMONARY VALVE  | : | NORMAL  |                          |
| RIGHT ATRIUM     | : | NORMAL  |                          |
| RIGHT VENTRICLE  | : | NORMAL  |                          |
| PULMONARY ARTERY | : | NORMAL  |                          |
| PERICARDIUM      | : | NORMAL  |                          |
| IAS              | : | INTACT  |                          |
| IVS              | : | INTACT  |                          |
| OTHERS           | : | NIL   |                          |
| DOPPLER STUDY    | : | MV :E<A /NO TR<br>AJV:1.1M/SEC PJV:1.2M/SEC                     |                          |
| IMPRESSION       | : | NO RWMA<br>GOOD LV FUNCTION (EF :63%)<br>NORMAL SIZED CHAMBERS. |                          |

Dated at Vijayawada on the 13th day of NOVE 2022

CONSULTANT CARDIOLOGIST

Dr. MAGANTI S.V.R.K.V. PRASAD  
M.B.B.S;PGDHS;DC(CARDIOLOGY)  
Regd.No:14414 (A.P.MED.COUNCIL)  
CONSULTANT CARDIOLOGIST  
MAGANTI CLINIC

X-RAY, ECG, E.E.G. PATHOLOGICAL, SEROLOGICAL, BIO-CHEMICAL, IMMUNOASSAY, BLOOD BANK,  
TREAD- MILL STRESS TEST : ULTRA SOUND SCAN WITH 2-D ECHO CARDIOGRAPHY, HOLTER RECORD,  
AUDIOMETRY AND 24 HOURS AMBULANCE, ENDOSCOPY



