

Signature of

The above in  
any informa  
pandemic.

TESTS:



भारत सरकार

GOVERNMENT OF INDIA



हार्प्रित सिंह टैंक

Harprit Singh Tank

जन्म तारीख / DOB : 15/12/1988

पुरुष / MALE

Mobile No. 8980750574

5100 6200 1885

VID : 9102 9368 4071 8102

अधिर -सामान्य लोकल अधिकारी

URINE	S							
USG								
MAMO								
BREAK FAST (TIME)								
PPBS (TIME)								
AUDIO								
DIE								

understand th  
lobal populati

You visited a health care facility in the past two weeks?

of the Patient

information

nation is unel



भारतीय विशिष्ट पहचान प्राधिकरण

UNIQUE IDENTIFICATION AUTHORITY OF INDIA

संलग्न :  
अ-3/201 रुद्रकश ओपन्यू, नोवा रेस्टोरेंट पासो,  
नर्द पार्कीया, सुरत शीटी, सुरत,  
गुजरात - 395010

**Address**

A-3/201 Rudrakash Avenue Parvat Patiya, Dumbhal  
Near Nova Restaurant Surat City Bombay Market  
Surat Gujarat - 395010



**5100 6200 1885**



1947



help@uidai.gov.in

WWW

www.uidai.gov.in

P.O. Box No. 1947



STOOL	ECCG	PFT	ENT	TMT	ECHO	PHY/ MER	EYE	FITNESS

that withholdi  
ation fighting





## 2D-ECHOCARDIOGRAPHY & COLOR DOPPLER REPORT

Name:	HARPRIT SINGH TANK	Age/Gender	32Yrs /Male
Referred by.	MEDI WHEEL	Date	10/09/2021

**VITALS:** BP = 120/80mmHg, PULSE = 80bpm, SPO2 = 99%

**INDICATION:** Preventive Health check up

- **CARDIAC CHAMBERS:** Left Ventricle: Normal size, Left Atrium: Normal size.
- No e/o thrombus in LA/LV.
- **Right Atrium:** Normal size. **Right Ventricle:** Normal size,
- **Normal Right Ventricular function.** (TAPSE=21mm)
- **Normal Left Ventricular systolic function. LVEF = 65% ,**  
No regional wall abnormality. No thinning / scarring / dyskinesia of LV wall.
- **No Concentric Left Ventricular Hypertrophy.** (IVSd= 10 mm),
- **LV Compliance :**  
No Left Ventricular Diastolic Dysfunction [LVDD]. No Doppler e/o raised LVEDP.
- **VALVES:**
- Structurally Normal Mitral valve/ Aortic valve/Tricuspid valve/ Pulmonary valve .  
No significant Valvular Stenosis.
- **Doppler findings:** AV max = 1.23 m/s, PV max = 0.9 m/s.  
Trivial Pulmonary Regurgitation, Trivial Tricuspid regurgitation.
- **No Pulmonary Arterial Hypertension. PASP** by TRjet vel.method = 23 mmHg.
- **SEPTAE:** IAS / IVS Appear Intact.
- **IVC :** Normal in dimension and shows good inspiratory collapse.
- **OTHERS:** No e/o Pericardial effusion / vegetation.

### IMPRESSION:

#### **NORMAL STUDY**

**NORMAL LV SYSTOLIC FUNCTION, LVEF= 60 %, NO RWMA,  
NO LVH , NO LVDD ,TRIVIAL PR/TR, NO PAH.**

**DR SUSHIL YADAV  
CONSULTING & CLINICAL  
CARDIOLOGIST**

Laboratory Test Result are Subject to technical limitation and should be clinically correlate for final diagnosis

4th Floor, Aqua Corridor, Hazira Road, Adajan Paal, Surat-395009.

0261 2747788

revivaldiagnostics.surat@gmail.com

www.revivaldiagnostics.com

This medical report is not intended for medico-legal purposes.



# REVIVAL DIAGNOSTICS



## HEALTH CHECK-UP SUMMARY

Name: Harsit Singh Tank

Date: 10-09-2021

Email ID:

Sex: male Age: 32 Years Contact No: 8980750576

Remarks :	
Under-weight	<input type="checkbox"/>
Normal	<input checked="" type="checkbox"/>
Over-weight	<input type="checkbox"/>

i> BMI

Height (in Cm): <u>175</u>	Weight (in Kg): <u>62</u>	BMI: <u>20.2</u>
Hip (in Cm): <u>90</u>	Waist (in Cm): <u>84</u>	Hip to Waist Ratio: <u>1.07</u>

ii> Blood Pressure & Pulse

120/80 mmHg  
78/min

If high or low, whether the person is on medication : YES /  NO

iii> Blood Tests & Lung Function Remarks

no

If abnormal, whether the person is on medication : YES /  NO

iv> Eye Test Remarks

Eye Sight:	<u>Normal</u>	<u>G/B</u>
Color Vision:	<u>Normal</u>	<u>G/B</u>

v> Heart Disease

Whether any specific heart ailment detected (ECG findings) :  
no ECG-NR

vi> Any other problems needing attention / Overall Assessment :

no

**Revival Diagnostic**

401, Aqua Corridor,  
B/s. Star Bazar, Surat-395009.  
Mo. 91062-28601

C.K. Patel  
Signature of the Doctor

**Dr. Chirag Patel**  
M.B.B.S. G-49432

Laboratory Test Result are Subject to technical limitation and should be clinically correlate for final diagnosis

📍 4th Floor, Aqua Corridor, Hazira Road, Adajan Paal, Surat-395009.  
☎ 0261 2747788 ✉ revivaldiagnostics.surat@gmail.com 🌐 www.revivaldiagnostics.com

This medical report is not intended for medico-legal purposes.



NAME: Harsit Singh tank SEX: male  
BIRTHDATE: 15-12-1988 AGE: 32 y

**DEPARTMENT OF OPHTHALMOLOGY**

**EYE TEST:**

**1. VISION:**

RIGHT EYE - Normal 6/6  
LEFT EYE - Normal 6/6

**2. COLOR VISION:**

RIGHT EYE - Normal 6/6  
LEFT EYE - Normal 6/6

**3. FUNDUS:**

RIGHT EYE - Normal 6/6  
LEFT EYE - Normal 6/6

**REMARKS:**

**Revival Diagnostics**  
401, Aqua Corridor,  
B/s. Star Bazar, Surat-395009.  
Mo. 01062-28601

Laboratory Test Result are Subject to technical limitation and should be clinically correlate for final diagnosis





Name : HARPRIT SINGH TANK  
Age/Sex : 32 Yrs. Male  
UHID : 11596  
Ref. By Dr. : MEDI WHEEL

Date : 10-Sep-2021 8:37 am  
Receipt No : 5051

## CBC HAEMOGRAM

PARAMETER	RESULT	UNITS	NORMAL RANGE
Hemoglobin	: 15.4	gm/dL	13.5-18.0
RBC Count	: 5.57	m/c.mm.	4.5-6.5
WBC Count	: 7700	c. mm.	4,000 - 10,000
Platelet Count	: 2.15	c. mm.	1.5 Lac - 4.5 Lac
<b>Blood Indices</b>			
Hematocrit (PCV)	: 49.3	%	39-54 %
MCV	: 88.5	fl	75-96
MCH	: 27.6	pg	27-32
MCHC	: 31.2	g/dL	30-36
RDW	: 13.5	%	11- 16
ESR (WINTORBE)	: 09	mm./hr.	0-20
<b>DIFF WBC Count</b>			
Neutrophils	: 59	%	40-75
Lymphocytes	: 37	%	20-50
Eosinophils	: 02	%	1-6
Monocytes	: 02	%	2-10
Basophils	: 00	%	0-5
Band Form	: 00	%	0-5
<b>Smear Study</b>			
Platelets in Smear	: Adequate		
Malarial Parasites	: Malarial Parasites Not Detected		
Blood Group	: "B"		
RH Factor	: Positive		

**Revival Diagnostic**  
401, Aqua Corridor,  
g/s. Star Bazar, Surat-395009  
Mo. 91062-28601

Lab Technician/Technologist  
Zarna K Gandhi (Msc. Biotech)

Pathologist  
Dr. Mihir Icecreamwala

Operator Name : Zarna Gandhi

Print Date & Time : 10-Sep-2021, 03:27:00PM

Laboratory Test Result are Subject to technical limitation and should be clinically correlate for final diagnosis

4th Floor, Aqua Corridor, Hazira Road, Adajan Paal, Surat-395009.

☎ 0261 2747788

✉ revivaldiagnostics.surat@gmail.com

🌐 www.revivaldiagnostics.com

This medical report is not intended for medico-legal purposes.

# REVIVAL DIAGNOSTICS



Name : HARPRIT SINGH TANK  
Age/Sex : 32 Yrs./Male  
UHID : 11596  
Ref. By Dr. : MEDI WHEEL

Date : 10-Sep-2021 8:37 am  
Rec. No : 5051


## BIOCHEMISTRY

TEST	RESULTS	Unit	REFERENCE RANGE
GGT	: 20	U/L	5 - 50 U/L
SGOT	: 18	U/L	0 - 50 U/L
SGPT	: 15	U/L	0 - 50 U/L
Alkaline Phosphatase	: 102	IU/l	38 - 126 IU/l
Total Bilirubin	: 1.0	mg/dl	0.2 - 1.2 mg/dl
Direct Bilirubin	: 0.4	mg/dl	0.1 - 0.4 mg/dl
Indirect Bilirubin	: 0.6	mg/dl	0.1 - 0.8 mg/dl
Blood Urea Nitrogen ( BUN )	: 10	mg/dl	9 - 20 mg/dl
Creatinine	: 1.1	mg/dl	0.5 - 1.5 mg/dl
Uric Acid	: 5.8	mg/dl	4 - 8.5 mg/dl
Blood Sugar - F	: 93	mg/dL	70 - 110 mg/dL
Urine Sugar - F	: Absent		
Urine Ketone - F	: Absent		
Blood Sugar- PP	: 103	mg/dL	80 - 140 mg/dL
Urine Sugar - PP	: Absent		
Urine Ketone - PP	: Absent		
Total Protein	: 6.8	gm/dl	6.3 - 8.2 gm/dl
S.Albumin	: 3.9	gm/dl	3.7 - 5.3 gm/dl
Globulin	: 2.9	gm/dl	2.4 - 3.2 gm/dl

Lab Technician/Technologist  
Zarna K Gandhi (Msc. Biotech)

**Revival Diagnostic**

401, Aqua Corridor,  
Star Bazar, Surat-395009  
Mo. 91062-28601

  
Pathologist

Dr. Mihir Icecreamwala

Operator Name : Zarna Gandhi

Print Date & Time : 10-Sep-2021

Laboratory Test Result are Subject to technical limitation and should be clinically correlate for final diagnosis

📍 4th Floor, Aqua Corridor, Hazira Road, Adajan Paal, Surat-395009.  
☎ 0261 2747788    ✉ revivaldiagnostics.surat@gmail.com    🌐 www.revivaldiagnostics.com

This medical report is not intended for medico-legal purposes.



# REVIVAL DIAGNOSTICS



A/G Ratio

: 1.34

gm/dl


1 - 2.3 gm/dl



REVIVAL  
DIAGNOSTICS

Lab Technician/Technologist  
Zarna K Gandhi (Msc. Biotech)

**Revival Diagnostic**  
401, Aqua Corridor,  
B/s. Star Bazar, Surat-395009  
Mo. 91062-28601

  
Pathologist  
Dr. Mihir Icecreamwala

Operator Name : Zarna Gandhi

Print Date & Time : 10-Sep-2021

Laboratory Test Result are Subject to technical limitation and should be clinically correlate for final diagnosis

📍 4th Floor, Aqua Corridor, Hazira Road, Adajan Paal, Surat-395009.  
☎ 0261 2747788    ✉ revivaldiagnostics.surat@gmail.com    🌐 www.revivaldiagnostics.com

This medical report is not intended for medico-legal purposes.





Name : HARPRIT SINGH TANK

Date : 10-Sep-2021

Age/Sex : 32 Yrs. Male

08:37:54AM

UHID : 11596

Receipt No : 5051

Ref. By Dr. : MEDI WHEEL


## REPORT OF SERUM LIPID PROFILE

Test	Result	Reference Range
Serum Cholesterol	141	Normal : Less than 200 mg / dl Borderline : 200 to 239 mg / dl Undesirable : More than 240 mg / dl
Serum Triglyceride	116	Normal : Less than 150 mg / dl Borderline High : 150 to 199 mg / dl High : 200 - 499 mg / dl Very High : More than 500 mg / dl
Serum HDL - Cholesterol (Good Cholesterol )	45	Desirable : More than 55 mg / dl Borderline : 35 to 55 mg / dl Undesirable : Less than 35 mg / dl
Serum LDL - Cholesterol (Bad Cholesterol)	72.8	Optimal : Less than 100 mg / dl Above Optimal : 100 - 129 mg / dl Borderline High : 130 to 159 mg / dl High : 160 to 189 mg / dl Very High : More than 190 mg / dl
VLDL	23.2	Normal : 5 to 30 mg / dl
Chol. / HDL - Chol. Ratio	3.1	Low Risk : Less than 3.8 Medium Risk : 3.8 to 5.9 High Risk : More than 6
LDL / HDL - Chol. Ratio	1.62	Low Risk : Less than 3.55 Medium Risk : 3.55 - 4 High Risk : More than 6

**Revival Diagnostic**

401, Aqua Corridor,  
B/s. Star Bazar, Surat-395009  
Mo. 91062-28601

Lab Technician/Technologist  
Zarna K Gandhi (Msc. Biotech)

  
Pathologist  
Dr. Mihir Icecreamwala

Operator Name: Zarna Gandhi

PrintDate & Time: 10-Sep-2021 03:26:00PM

Laboratory Test Result are Subject to technical limitation and should be clinically correlate for final diagnosis

4th Floor, Aqua Corridor, Hazira Road, Adajan Paal, Surat-395009.

☎ 0261 2747788

✉ revivaldiagnostics.surat@gmail.com

🌐 www.revivaldiagnostics.com

This medical report is not intended for medico-legal purposes.



Name : HARPRIT SINGH TANK  
Age/Sex : 32 Yrs. / Male  
UHID : 11596  
Ref. By Dr. : MEDI WHEEL

Date : 10-Sep-2021 8:37 am  
Receipt No : 5051

## ROUTINE URINE EXAMINATION REPORT

### PHYSICAL EXAMINATION :

Quantity : 15 ml  
Colour : Pale Yellow  
Appearance : Clear  
Reaction : Acidic  
Specific Gravity : 1.025

### CHEMICAL EXAMINATION :

Proteins : Absent  
Sugar : Absent  
Acetone : Absent  
Bile Salts : Absent  
Bile Pigments : Absent  
Urobilinogen : Normal  
O.B.T. : Negative

### MICROSCOPIC EXAMINATION :

Pus Cells : 1-2/hpf.  
R. B. C. : Absent  
Epithelial Cells : Occasional  
Bacteria : Absent  
Casts : Absent  
Crystals : Absent  
Yeast cell : Absent  
Mucus : Absent  
Other Findings : NIL

Lab Technician/Technologist  
Zarna K Gandhi (Msc. Biotech)

**Revival Diagnostic**  
401, Aqua Corridor,  
B/s. Star Bazar, Surat-395009  
Mo. 91062-28601

  
Pathologist  
Dr. Mihir Icecreamwala

Laboratory Test Result are Subject to technical limitation and should be clinically correlate for final diagnosis

Operator Name: Zarna Gandhi

Print Date & Time: 10-Sep-2021 03:28:00PM

☎ 0261 2747788

✉ [revivaldiagnostics.surat@gmail.com](mailto:revivaldiagnostics.surat@gmail.com)

🌐 [www.revivaldiagnostics.com](http://www.revivaldiagnostics.com)

📍 4th Floor, Aqua Corridor, Hazira Road, Adajan Paal, Surat-395009.

This medical report is not intended for medico-legal purposes.





Name : HARPRIT SINGH TANK

Date : 10-Sep-2021

Age/Sex : 32 Yrs. Male

Receipt No : 5051

UHID : 11596

Ref. By Dr. : MEDI WHEEL

## REPORT OF GLYCOSYLATED HEMOGLOBIN [ HbA1C ]

Parameter	Result	Unit	Biological Reference Interval
Hemoglobin A1C(HbA1C)	5.2	%	HbA1C Degree of Glucose Control
			< 5.6 % Non Diabetics
			5.7 - 6.4 % Prediabetics
			> = 6.5 % Diabetics

(REF : Wallace, 11th Edition)

### REMARKS:

- 6 - 7 % Excellent Control
- 7 - 8 % Good Control
- 8 -10 % Unsatisfactory Control
- > 10 % Poor Control

Method : High performance liquid chromatography (HPLC)

MEAN BLOOD GLUCOSE OVER THE PAST 60 DAYS FROM THE HbA1C RESULT : 000 mg/dl

Remarks : GHb test is useful for the long term control and monitoring of diabetes mellitus since it reflects the integration of blood glucose levels during past 4-8 weeks.

### Revival Diagnostic

401, Aqua Corridor,  
B/s. Star Bazar, Surat-395009  
Mo. 91062-28601

Pathologist

Dr. Mihir Icecreamwala

Print Date & Time :10-Sep-2021 03:27:00PM

Lab Technician/Technologist  
Zarna K Gandhi (Msc. Biotech)  
Operator Name : Zarna Gandhi

Laboratory Test Result are Subject to technical limitation and should be clinically correlate for final diagnosis

4th Floor, Aqua Corridor, Hazira Road, Adajan Paal, Surat-395009.

0261 2747788

revivaldiagnostics.surat@gmail.com

www.revivaldiagnostics.com

This medical report is not intended for medico-legal purposes.



Name : HARPRIT SINGH TANK  
Age/Sex : 32 Yrs. Male  
UHID : 11596  
Ref. By Dr. : MEDI WHEEL

Date : 10-Sep-2021  
Receipt No : 5051  
Sample Received On : 10-Sep-21 8:37 am

## REPORT OF TUMOR MARKERS

Test	Result	Normal Range
PROSTATE SPECIFIC ANTIGEN (PSA)	: 1.20 ng/ml	[0.0 - 2.5 ng/ml] 40 - 49 Years [0.0 - 3.5 ng/ml] 50 - 59 Years [0.0 - 4.5 ng/ml] 60 - 69 Years [0.0 - 5.5 ng/ml] 70 - 79 Years



Lab Technician/Technologist  
Zarna K Gandhi (Msc. Biotech)  
Operator Name: Zarna Gandhi

**Revival Diagnostic**  
401, Aqua Corridor,  
B/s. Star Bazar, Surat-395009  
Mo. 91062-28601

  
Pathologist  
Dr. Mihir Icecreamwala  
Print Date & Time: 10-Sep-2021

**Method:** - Test performed on Automated Chemiluminescence Assay [COBAS E411, ROCHE]  
Corrobrative clinicopathologic correlation is essential for final diagnosis. Test reports are subjected to technical limitation and should be clinically co-related. Laboratory may be contacted if required.

Laboratory Test Result are Subject to technical limitation and should be clinically correlate for final diagnosis





Name : HARPRIT SINGH TANK

Date : 10-Sep-2021 8:37  
am

Age/Sex : 32 Yrs. Male  
UHID : 11596

Receipt No : 5051

Ref. By Dr. : MEDI WHEEL

## THYROID TEST

TEST	RESULT	NORMAL RANGE
T3	0.97	0.87 - 1.78 ng/ml
T4	5.31	4.60 - 13.5 ug/dl
TSH	3.48	0.50 - 5.50 uIU/ml 5.5 to 15 uIU/ml - Suggested Clinical co-relation Or Repeat test with new sample as physiological factors can give falsely high TSH Above 15uIU/ml Hypopythyroid

PREGNANT WOMEN normal ranges for TSH:  
1st Trimester :0.0878 - 2.8293 uIU/ml  
2nd Trimester :0.1998 - 2.7915 uIU/ml  
3rd Trimester :0.307 - 2.9028 uIU/ml  
Ref:TIETZ Fundamentals of Clinical Chemistry.

### Revival Diagnostic

401, Aqua Corridor,  
B/e. Star Bazar, Surat-395009  
Mo. 91062-28601

Lab Technician/Technologist  
Zarna K Gandhi (Msc. Biotech)

Pathologist  
Dr. Mihir Icecreamwala

Operator Name : Zarna Gandhi

Print Date & Time : 10-Sep-2021 03:28:00PM

Laboratory Test Result are Subject to technical limitation and should be clinically correlate for final diagnosis

4th Floor, Aqua Corridor, Hazira Road, Adajan Paal, Surat-395009.

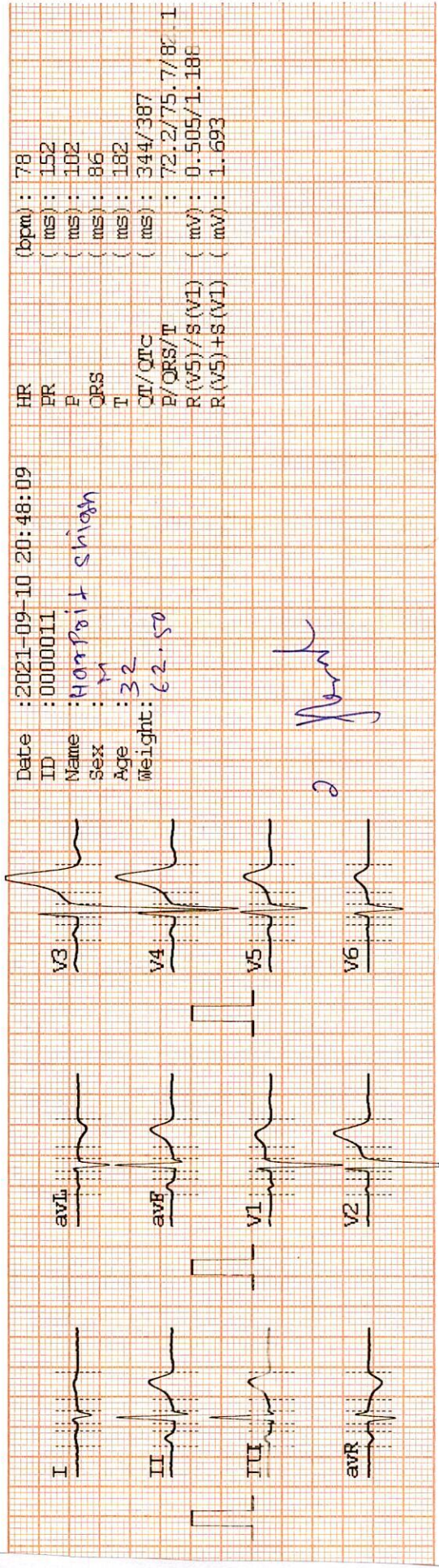
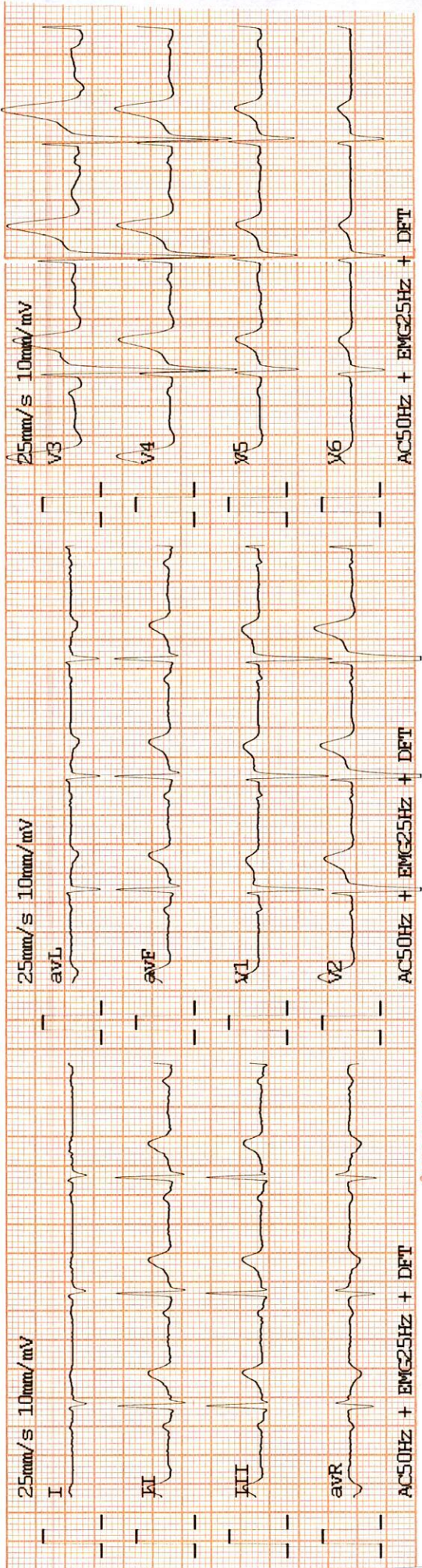
0261 2747788

revivaldiagnostics.surat@gmail.com

www.revivaldiagnostics.com

This medical report is not intended for medico-legal purposes.





Date : 2021-09-10 20:48:09  
 ID : 0000011  
 Name : *Honait shigh*  
 Sex : *M*  
 Age : *32*  
 Weight : *62.50*

HR : 78 (bpm)  
 PR : 152 (ms)  
 P : 102 (ms)  
 QRS : 86 (ms)  
 T : 182 (ms)  
 QT/QTc : 344/387 (ms)  
 P/QRS/T : 72.2/75.7/87.1  
 R (V5)/S (V1) (mV) : 0.505/1.186  
 R (V5)+S (V1) (mV) : 1.693

**Revival Diagnostic**  
 401, Aqua Corridor,  
 B/s. Star Bazar, Surat-395009.  
 Mo. 91062-28601

**DR. ADITI PATEL**  
 M.B.S., D. CARD (MUM)  
 CLINICAL CARDIOLOGIST  
 REG. NO. G-42901



# REVIVAL DIAGNOSTICS



Name : HARPRIT SINGH TANK  
Age/Sex : 32 Yrs. Male  
UHID : 11596  
Ref. By Dr : MEDI WHEEL

Date : 10-Sep-2021  
Rec No : 5051

## ECG

Test	Observed Value	Biological Reference Interval
------	----------------	-------------------------------

ECG

1. The rhythm is sinus.
2. Heart rate is **78** beats per minute.
3. Normal P,QRS,T wave axis.
4. Normal PR,QRS,Q.T. Duration.
5. No pathological q wave or ST-T changes seen.
6. No evidence of chamber hypertrophy or enlargement seen.

IMPRESSION : ECG WITHIN NORMAL LIMITS.

**DR. ADITI PATEL**  
M.B.B.S., D. CARD (MUM)  
CLINICAL CARDIOLOGIST  
REG. NO. G-42901

**Revival Diagnostic**  
401, Aqua Corridor,  
B/s. Star Bazar, Surat-395009.  
Mo. 91062-28601

Laboratory Test Result are Subject to technical limitation and should be clinically correlate for final diagnosis

📍 4th Floor, Aqua Corridor, Hazira Road, Adajan Paal, Surat-395009.

☎ 0261 2747788

✉ revivaldiagnostics.surat@gmail.com

🌐 www.revivaldiagnostics.com

This medical report is not intended for medico-legal purposes.



NAME	HARPRIT SINGH TANK	DATE	10-Sep-2021
REFERRED BY	MEDI ASSIST	AGE / SEX	32 YRS / M

Thanks for the reference

## USG ABDOMEN

**LIVER:** is normal in size and shows homogeneous echotexture.

No evidence of intrahepatic biliary radicles dilatation / focal space occupying lesion.

The portal vein and common bile duct show normal caliber.

**GALL BLADDER:** is distended and shows smooth walls. Wall thickness is normal.

No evidence of sludge / calculus. No evidence of pericholecystic collection.

**SPLEEN:** Is normal in size and shows normal echo pattern.

**PANCREAS:** shows normal echo anatomy and its relationship with splenic vein is normal.

**KIDNEYS:** Both the kidneys are normal in size, shape and location and show normal cortico-medullary differentiation.

**Right kidney measures-** 9.0 x 4.2 cms and shows 4 mm calculus in the middle calyx.

**Left kidney measures-** 9.4 x 4.3 cms and shows 3 mm calculus in the middle calyx.

No evidence of hydronephrosis.

**URINARY BLADDER:** is distended with smooth walls.

No evidence of diverticulum or calculus.

**PROSTATE:** is normal in size and shows homogeneous echotexture.

No evidence of ascites / pleural effusion.

Fluid and gas filled bowel loops with normal wall thickness and peristalsis noted.

## **IMPRESSION:**

- **bilateral small renal calculus**

**Dr. Chirag K. Patel**  
MBBS-DMPD  
Reg. No. G-23509  
**DR. CHIRAG K. PATEL**  
**RADIOLOGIST**  
4th Floor, Aqua Corridor,  
Nr. Star Bazar, Hazira Main Road,  
Adajan, Surat-395009.  
Mo. 97266 726683

Laboratory Test Result are Subject to technical limitation and should be clinically correlate for final diagnosis

4th Floor, Aqua Corridor, Hazira Road, Adajan Paal, Surat-395009.

0261 2747788

revivaldiagnostics.surat@gmail.com

www.revivaldiagnostics.com

This medical report is not intended for medico-legal purposes.





**Fitness Certificate**

**REVIVAL DIAGNOSTICS.**

**Date: 10/09/2021**

**This is to certify that MR. Harprit SINGH TANK has completed pre employment medical check up at Redius Diagnostics, Surat on 10/09/2021.**

**She is declared medically fit / ~~unfit~~ for the appropriate job.**

**Revival Diagnostics**  
401, Aqua Corridor,  
B/s. Star Bazar, Surat-395009.  
Mo. 91062-28601

**DR. CHIRAG PATEL**

**Dr. Chirag Patel**  
M.B.B.S. G-49432

**Laboratory Test Result are Subject to technical limitation and should be clinically correlate for final diagnosis**

**4th Floor, Aqua Corridor, Hazira Road, Adajan Paal, Surat-395009.**

**0261 2747788**

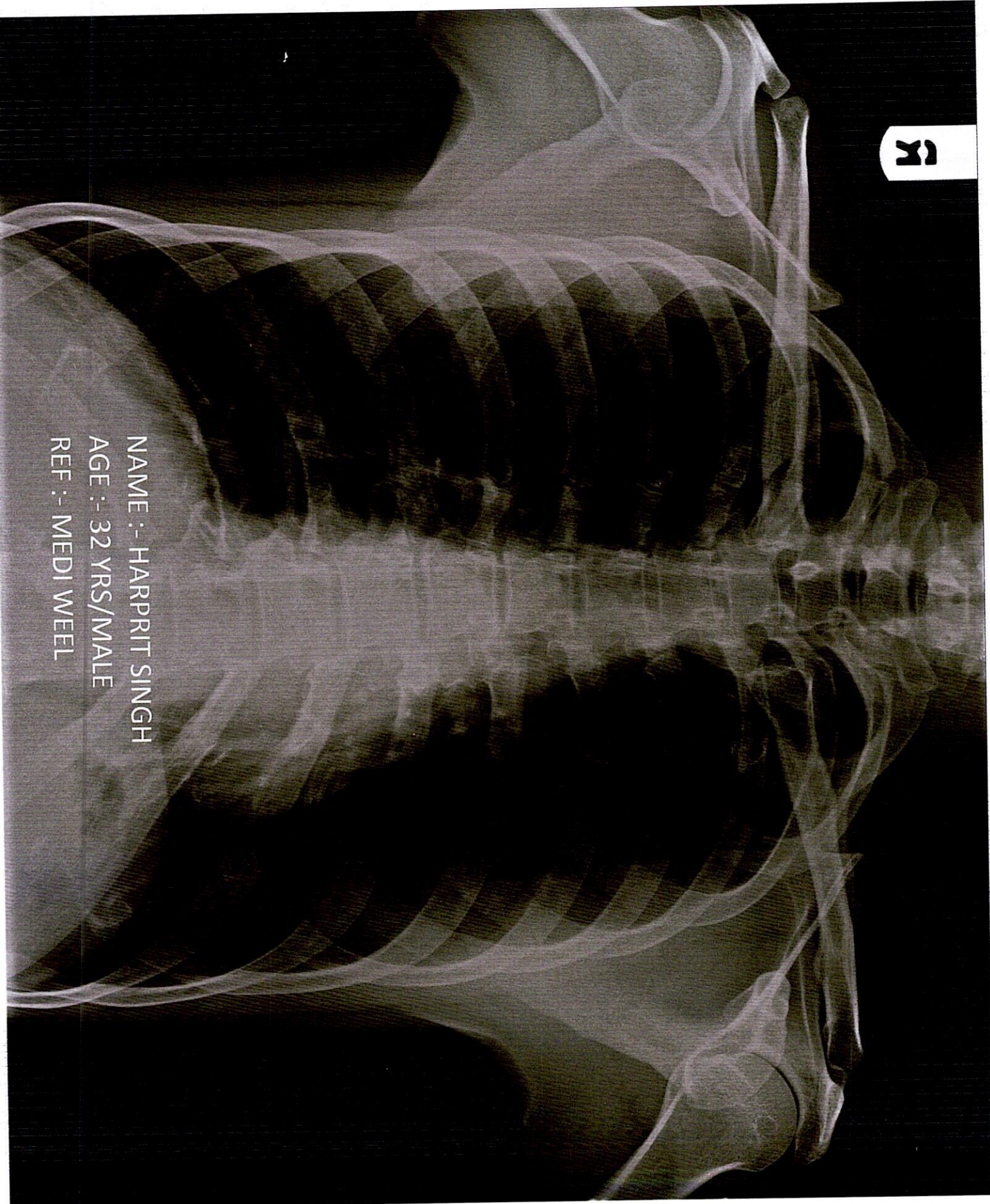
**revivaldiagnostics.surat@gmail.com**

**www.revivaldiagnostics.com**

**This medical report is not intended for medico-legal purposes.**



R



NAME :- HARPRIT SINGH  
AGE :- 32 YRS/MALE  
REF :- MEDI WEEL







NAME	HARPRITSINGH TANK	REPORTING DATE	10/Sep/2024
REF BY	MEDI WHEEL	AGE / SEX	332YRS / M

## CHEST RADIOGRAPH-PA VIEW

Hilar shadows are within normal limits.

Pulmonary vasculature appears normal.

Cardia appears normal in size..

Both domesh of the diaphragm are smooth.

Both costophrenic recesses are clear.

Both lung fields appear normal.

Visualized bones and soft tissue shadows appear normal.

### IMPRESSION:

**NORMAL STUDY**

**Dr. CHIRAG K. PATEL**  
MBBS-DMHD  
Reg. No. G-29509  
**Redius Diagnostics**  
RADIOLOGIST  
4th Floor, Aqua Corridor,  
Nr Star Bazar, Hazira Main Road,  
Adajan, Surat-395009  
Mo.No 9726672668

Laboratory Test Result are Subject to technical limitation and should be clinically correlate for final diagnosis

📍 4th Floor, Aqua Corridor, Hazira Road, Adajan Paal, Surat-395009.

☎ 0261 2747788

✉ revivaldiagnostics.surat@gmail.com

🌐 www.revivaldiagnostics.com

This medical report is not intended for medico-legal purposes.