


Patient Name : MR. SANJAY NAMDEO SHELAR	Reference : MEDIWHEEL	Registered On : Sep 29, 2023, 09:49 a.m.
Age / Sex : 53 years / Male	Organization : Mediwheel	Collected On : Sep 29, 2023, 10:16 a.m.
LCID No : 323091371	Org ID : NA	Reported On : Sep 29, 2023, 03:16 p.m.
UID No : 95486		

COMPLETE BLOOD COUNT (CBC) LC


Specimen Type : EDTA

Test Description	Value(s)	Unit(s)	Reference Range
HEMATOLOGY			
Haemoglobin (Mod.Cyanmethemoglobin)	14.5	gms%	13 - 17
R.B.C Count (Impedence)	4.87	x10 ⁶ /cmm	4.5 - 5.5
PCV (Conductivity)	42.7	%	40 - 50
MCV (Calculated)	87.68	fL	83 - 101
MCH(Calculated)	29.77	Pg	27 - 32
MCHC(Calculated)	33.96	gms%	31.5 - 34.5
W.B.C. Count(Impedence)	7.52	x10 ³ /cmm	4 - 10
RDW(Calculated)	12.9	%	11.6 - 14.0
MPV(Calculated)	12.7	fL	6 - 11
Platelet Count(Impedence)	1.50	x10 ⁵ /cmm	1.50 - 4.10
DIFFERENTIAL COUNT (Impedence,Light Absorbance)			
Neutrophils	60	%	40 - 80
Lymphocytes	26	%	20 - 40
Eosinophils	06	%	1 - 6
Monocytes	08	%	2 - 10
Basophils	0	%	0 - 2
RBC Morphology <i>Staining & Microscopy</i>	Normocytic normochromic.		
WBC Morphology <i>Staining & Microscopy</i>	Normal		
PLATELETS <i>Staining & Microscopy</i>	Adequate on smear.		
Other	-		

CBC done on fully Automated Yumizen H550

END OF REPORT




Dr. Vijay Varde
 M.D.(Path) D.P.B
 Consultant Pathologist

Report



Patient Name : MR. SANJAY NAMDEO
SHELAR
Age / Sex : 53 years / Male
LCID No : 323091371
UID No : 95486

Reference : MEDIWHEEL
Organization : Mediwheel
Org ID : NA

Registered On : Sep 29, 2023, 09:49 a.m.

Collected On : Sep 29, 2023, 10:16 a.m.

Reported On : Sep 29, 2023, 03:16 p.m.



ERYTHROCYTE SEDIMENTATION RATE (E.S.R) LC

Specimen Type : EDTA

Test Description	Value(s)	Unit(s)	Reference Range
<u>HEMATOLOGY</u>			
E.S.R.	11	mm	0 - 15

By Whole Blood Modified Westergren Method


ESR done on fully automated Easyrate analyzer.

****END OF REPORT****



A handwritten signature in black ink, appearing to read "Dr. Vijay Varde".

Dr. Vijay Varde
M.D.(Path) D.P.B
Consultant Pathologist

Patient Name : MR. SANJAY NAMDEO SHELAR	Reference : MEDIWHEEL	Registered On : Sep 29, 2023, 09:49 a.m.
Age / Sex : 53 years / Male	Organization : Mediwheel	Collected On : Sep 29, 2023, 10:16 a.m.
LCID No : 323091371	Org ID : NA	Reported On : Sep 29, 2023, 03:35 p.m.
UID No : 95486		

Urine Routine LC

Specimen Type : Urine

Test Description	Value(s)	Unit(s)	Reference Range
------------------	----------	---------	-----------------

CLINICAL PATHOLOGY

Physical Examination

Quantity	20	ml	-
Colour <i>By Visual Examination</i>	Pale yellow		
Appearance	Slightly Hazy		
Specific Gravity <i>By Ion Concentration / Color Indicator</i>	1.005		1.000 - 1.035
Reaction (pH) <i>By Color Indicator</i>	6.5		5.0 - 8.0

Chemical Examination

Proteins <i>By Turbidometric Method</i>	Absent		Absent
Bile salts	Absent		Absent
Bile Pigments <i>By Diazo / Fouchets</i>	Absent		
Occult Blood <i>By Oxidation / Microscopy</i>	Absent		Absent
Glucose <i>By Enzymatic, GOD, POD & Benedicts Test</i>	Absent		Absent
Ketones	Absent		Absent
Urobilinogen <i>By Diazo/p-amino Benzaldehyde react</i>	Normal		Normal

Microscopic Examination (per H.P.F.)

Epithelial Cells	1 - 2	/hpf	3 - 5
Leucocytes	1 - 2	/hpf	0 - 5
Red Blood Cells	Absent	/hpf	0 - 2
Casts	Absent		
Crystals	Absent		
Trichomonas vaginalis	Absent		
Yeast	Absent		
Spermatozoa <i>By Manual Microscopy</i>	Absent		

CHEMICAL EXAMINATION DONE BY MULTISTIX.SG (SIEMENS)

Report



Patient Name : MR. SANJAY NAMDEO
SHELAR
Age / Sex : 53 years / Male
LCID No : 323091371
UID No : 95486

Reference : MEDIWHEEL
Organization : Mediwheel
Org ID : NA

Registered On : Sep 29, 2023, 09:49 a.m.

Collected On : Sep 29, 2023, 10:16 a.m.

Reported On : Sep 29, 2023, 03:35 p.m.



END OF REPORT



A handwritten signature in black ink, appearing to read "Dr. Vijay Varde".

Dr. Vijay Varde
M.D.(Path) D.P.B
Consultant Pathologist

Patient Name : MR. SANJAY NAMDEO
SHELAR
Age / Sex : 53 years / Male
LCID No : 323091371
UID No : 95486

Reference : MEDIWHEEL
Organization : Mediwheel
Org ID : NA

Registered On : Sep 29, 2023, 09:49 a.m.

Collected On : Sep 29, 2023, 10:16 a.m.

Reported On : Sep 29, 2023, 04:47 p.m.



BLOOD GROUP LC

Specimen Type : EDTA

Test Description	Value(s)	Unit(s)	Reference Range
------------------	----------	---------	-----------------

SEROLOGY

ABO Group

"O"

By SLIDE/TUBE Method

Rh (Factor)

Positive

By SLIDE/TUBE Method

Remark

Test done by : Agglutination Forward & Reverse Method (Whole Blood & Serum)

* : *Rechecked*

END OF REPORT



Dr. Vijay Varde
M.D.(Path) D.P.B
Consultant Pathologist

Report



Patient Name : MR. SANJAY NAMDEO
SHELAR
Age / Sex : 53 years / Male
LCID No : 32309137101
UID No : 95486

Reference : MEDIWHEEL
Organization : Mediwheel
Org ID : NA

Registered On : Sep 29, 2023, 09:49 a.m.

Collected On : Sep 29, 2023, 10:15 a.m.

Reported On : Sep 29, 2023, 03:21 p.m.



Blood sugar fasting

Specimen Type : Plasma

Test Description	Value(s)	Unit(s)	Reference Range
------------------	----------	---------	-----------------

BIOCHEMISTRY

Blood Sugar Fasting

Glucose value <i>By Hexokinase method</i>	108	mg/dl	70 - 110
---	-----	-------	----------

Diagnostic criteria of Diabetes Mellitus (ADA guidelines 2021)

Fasting Blood Glucose : ≥ 126 mg/dl

OR

2 Hr Post Glucose : ≥ 200 mg/dl

OR

HbA1c ≥ 6.5 %

OR

Random Blood Glucose : ≥ 200 mg/dl

END OF REPORT




A handwritten signature in black ink, appearing to read "Dr. Varde".

Dr. Vijay Varde
M.D.(Path) D.P.B
Consultant Pathologist

Report



Patient Name : MR. SANJAY NAMDEO SHELAR	Reference : MEDIWHEEL	Registered On : Sep 29, 2023, 09:49 a.m.
Age / Sex : 53 years / Male	Organization : Mediwheel	Collected On : Sep 29, 2023, 10:16 a.m.
LCID No : 323091371	Org ID : NA	Reported On : Sep 29, 2023, 03:34 p.m.
UID No : 95486		

Fasting urine sugar

Specimen Type : Blood

Test Description	Value(s)	Unit(s)	Reference Range
<u>CLINICAL PATHOLOGY</u>			
Fasting urine sugar <i>Urine dipstick method</i>	Absent		Absent


END OF REPORT



Dr. Vijay Varde
M.D.(Path) D.P.B
Consultant Pathologist

Report



Patient Name : MR. SANJAY NAMDEO SHELAR	Reference : MEDIWHEEL	Registered On : Sep 29, 2023, 09:49 a.m.
Age / Sex : 53 years / Male	Organization : Mediwheel	Collected On : Sep 29, 2023, 01:30 p.m.
LCID No : 32309137102	Org ID : NA	Reported On : Sep 29, 2023, 03:21 p.m.
UID No : 95486		

Blood sugar post prandial

Specimen Type : Plasma

Test Description	Value(s)	Unit(s)	Reference Range
<u>BIOCHEMISTRY</u>			
Blood sugar post prandial <i>By Hexokinase method</i>	98	mg/dl	70 - 140
Remark			
Diagnostic criteria of Diabetes Mellitus (ADA guidelines 2021)			
Fasting Blood Glucose : ≥ 126 mg/dl			
OR			
2 Hr Post Glucose : ≥ 200 mg/dl			
OR			
HbA1c ≥ 6.5 %			
OR			
Random Blood Glucose : ≥ 200 mg/dl			

END OF REPORT



Dr. Vijay Varde
M.D.(Path) D.P.B
Consultant Pathologist

Report



Patient Name : MR. SANJAY NAMDEO
SHELAR
Age / Sex : 53 years / Male
LCID No : 323091371
UID No : 95486

Reference : MEDIWHEEL
Organization : Mediwheel
Org ID : NA

Registered On : Sep 29, 2023, 09:49 a.m.

Collected On : Sep 29, 2023, 01:30 p.m.

Reported On : Sep 29, 2023, 03:34 p.m.



Post Prandial Urine Sugar


Specimen Type : Blood

Test Description	Value(s)	Unit(s)	Reference Range
<u>CLINICAL PATHOLOGY</u>			
Post Prandial Urine Sugar <i>Urine dipstick method</i>	absent		Absent

END OF REPORT



Dr. Vijay Varde
M.D.(Path) D.P.B
Consultant Pathologist

Patient Name : MR. SANJAY NAMDEO SHELAR	Reference : MEDIWHEEL	Registered On : Sep 29, 2023, 09:49 a.m.
Age / Sex : 53 years / Male	Organization : Mediwheel	Collected On : Sep 29, 2023, 10:16 a.m.
LCID No : 323091371	Org ID : NA	Reported On : Sep 29, 2023, 03:21 p.m.
UID No : 95486		

Glycosylated HB A1c

Specimen Type : EDTA

Test Description	Value(s)	Unit(s)	Reference Range
<u>BIOCHEMISTRY</u>			
Glycosylated HBA1C	5.4	%	
AVERAGE BLOOD GLUCOSE LEVEL	108.28	mg/dl	

Reference Values : Glyco HB A1c

Non Diabetic : 4.0 - 6.0

Good Diabetic Control : 6.0 - 7.0

Fair Diabetic Control : 7.0 - 8.0

Poor Diabetic Control : > 8.0

Maintaining HbA1c levels to less than 7% will reduce risk of long term complications of Diabetes.

Method : Ion Exchange HIGH Pressure Liquid Chromatography (HPLC), on Fully Automated Biorad D10 analyser.

INFORMATION : Glycosylated Haemoglobin accumulates within the red blood cells & exists in this form throughout the lifespan of red cells. Thus a single HbA1c value taken every 2 - 3 months

serves over those months. The measurement of HbA1c has been used as an index of metabolic control of diabetes during the preceding 2 - 3 months providing physician with an objective look at patient-s diabetes control. HbA1c is not affected by factors like intake of carbohydrates, timing of antidiabetes drugs, daily activities.

Test done on BIORAD D10.

This test has been performed at Lifecare Diagnostics & Research Centre Pvt. Ltd.

Diagnostic criteria of Diabetes Mellitus (ADA guidelines 2021)

Fasting Blood Glucose : \geq 126 mg/dl

OR

2 Hr Post Glucose : \geq 200 mg/dl

OR

HbA1c \geq 6.5 %

OR

Random Blood Glucose : \geq 200 mg/dl

****END OF REPORT****

Report



Patient Name : MR. SANJAY NAMDEO
SHELAR
Age / Sex : 53 years / Male
LCID No : 323091371
UID No : 95486

Reference : MEDIWHEEL
Organization : Mediwheel
Org ID : NA


Registered On : Sep 29, 2023, 09:49 a.m.

Collected On : Sep 29, 2023, 10:16 a.m.

Reported On : Sep 29, 2023, 03:21 p.m.



Dr. Vijay Varde
M.D.(Path) D.P.B
Consultant Pathologist

Patient Name : MR. SANJAY NAMDEO SHELAR	Reference : MEDIWHEEL	Registered On : Sep 29, 2023, 09:49 a.m.
Age / Sex : 53 years / Male	Organization : Mediwheel	Collected On : Sep 29, 2023, 10:16 a.m.
LCID No : 323091371	Org ID : NA	Reported On : Sep 29, 2023, 05:02 p.m.
UID No : 95486		

T3 T4 TSH

Specimen Type : Serum

Test Description	Value(s)	Unit(s)	Reference Range
<u>IMMUNOASSAY</u>			
T3	103.73	ng/dl	60 - 181
T4	9.6	ug/dl	3.2 - 12.6
T.S.H (ULTRA SENSITIVE)	3.817	uIU/ml	0.55 - 4.78

ByCLIA

Method : By CLIA

Sample Type: Serum

Remark :

1. Decreased value of T3(T4 and TSH normal) have minimal clinical significance and not recommended for diagnosis of hypothyroidism
2. Total T3 and T4 value may also be altered in other condition due to change in serum proteins or binding sites pregnancy,Drugs (Androgens,Estrogens,O C pills,■ Phenytoin),Nephrosis etc. In such cases free T3 and free T4 give corrected values.
3. Total T3 may decrease by <25percent in healthy older individual.

Remark:


1. TSH values may be transiently altered because of non thyrodial illness like severe infections,liver disease , renal and heart failure , severe burns , trauma and surgery etc
2. Drugs that decrease TSH values e.g.L-dopa, Glucocorticoids Drugs that increase TSH values e.g. Iodine, Lithium, Amiodaron

Test done on ADVIA Centaur XP.

END OF REPORT




Dr. Vijay Varde
M.D.(Path) D.P.B
Consultant Pathologist

Patient Name : MR. SANJAY NAMDEO SHELAR	Reference : MEDIWHEEL	Registered On : Sep 29, 2023, 09:49 a.m.
Age / Sex : 53 years / Male	Organization : Mediwheel	Collected On : Sep 29, 2023, 10:16 a.m.
LCID No : 323091371	Org ID : NA	Reported On : Sep 29, 2023, 03:21 p.m.
UID No : 95486		

LIPID PROFILE LC

Specimen Type : Serum

Test Description	Value(s)	Unit(s)	Reference Range
BIOCHEMISTRY			
Triglycerides <i>By Enzymatic GPO/PAP Method</i>	159	mg/dl	Less than 150
Total Cholesterol <i>By CHOD-PAP Method</i>	196	mg/dl	UPTO 200
HDL Cholesterol <i>By Enzymatic Method</i>	48	mg/dl	40 - 60
VLDL Cholesterol	31.80	mg/dl	6 - 38
LDL Cholesterol	116.20	mg/dl	Upto 100
Cholesterol : HDL Cholesterol Ratio	4.08		Upto - 5
LDL Cholesterol/HDL Cholesterol Ratio	2.42		Upto 4

Total Cholesterol :	HDL-Cholesterol:
<i>Desirable : Less than 200 mg%</i> <i>Borderline High : 200 - 239 mg% High : More than 239 mg%</i>	<i>Desirable : More than 40 mg%</i> <i>Low : Less than 40 mg%</i>
LDL-Cholesterol (Non-protective cholesterol) :	Triglycerides :
<i>Optimal : Less than 100 mg% NearOptimal : 100 - 129 mg%</i> <i>Borderline High : 130 - 159 mg%</i> <i>High : 160 - 189 mg%</i> <i>Very High : More than 189 mg%</i>	<i>Normal : Less than 150 mg%</i> <i>Borderline : 150 - 199 mg%</i> <i>High : 200 - 499 mg%</i> <i>Very High : More than 499 mg%</i>

END OF REPORT




Dr. Vijay Varde
M.D.(Path) D.P.B
Consultant Pathologist

Report



Patient Name : MR. SANJAY NAMDEO
SHELAR
Age / Sex : 53 years / Male
LCID No : 323091371
UID No : 95486

Reference : MEDIWHEEL
Organization : Mediwheel
Org ID : NA

Registered On : Sep 29, 2023, 09:49 a.m.

Collected On : Sep 29, 2023, 10:16 a.m.

Reported On : Sep 29, 2023, 03:21 p.m.



Renal Function Test


Specimen Type : Serum

Test Description	Value(s)	Unit(s)	Reference Range
BIOCHEMISTRY			
Urea <i>ByUrease Method</i>	17.76	mg/dl	10 - 38.5
BUN <i>BySerum By Urease with GLDH</i>	8.3	mg/dl	5 - 18
Creatinine <i>ByAlkaline Picrate-Kinetic</i>	1.19	mg/dl	0.7 - 1.3
Uric Acid <i>BySerum by Uricase Method</i>	6.6	mg/dl	2.6 - 6.0
Calcium <i>BySerum Cresolphthaleine complexona Method</i>	9.3	mg/dl	8.5 - 10.1
Phosphorus <i>ByPhosphomolybdate - UV Method</i>	3.9	mg/dl	2.5 - 4.9
Sodium <i>BySerum By ISE Method</i>	141	mEq/L	135 - 145
Potassium <i>BySerum by ISE Method</i>	4.3	mEq/l	3.5 - 5.5
Chloride <i>BySerum by ISE Method</i>	109	mEq/L	96 - 109
Proteins <i>ByBiuret Method</i>	7.5	g/dl	6.4 - 8.2
Albumin <i>ByBromocresol purple Method</i>	3.8	g/dl	3.4 - 5
Globulin	3.70	g/dl	1.8 - 3.6
A/G Ratio	1.03		1.5 - 3.5

END OF REPORT



Dr. Vijay Varde
M.D.(Path) D.P.B
Consultant Pathologist

Patient Name : MR. SANJAY NAMDEO SHELAR	Reference : MEDIWHEEL	Registered On : Sep 29, 2023, 09:49 a.m.
Age / Sex : 53 years / Male	Organization : Mediwheel	Collected On : Sep 29, 2023, 10:16 a.m.
LCID No : 323091371	Org ID : NA	Reported On : Sep 29, 2023, 03:21 p.m.
UID No : 95486		

LIVER FUNCTION TEST (LFT) LC

Specimen Type : Serum

Test Description	Value(s)	Unit(s)	Reference Range
BIOCHEMISTRY			
Serum Bilirubin (Total) <i>ByDiazo Method</i>	1.20	mg/dl	0.2 - 1.0
Serum Bilirubin (Direct) <i>ByDiazo Method</i>	0.19	mg/dl	0.0 - 0.2
Serum Bilirubin (Indirect) <i>Calculated</i>	1.01	mg/dl	upto 0.90
S.G.O.T (AST) <i>BySerum By Enzymatic Method IFCC</i>	16	U/L	15 - 37
S.G.P.T <i>BySerum by Enzymatic Method</i>	40	U/L	16 - 63
Serum GGTP <i>ByEnzymatic Method</i>	66	U/L	15 - 85
Alkaline Phosphatase	66	U/L	46-116
Serum Proteins <i>ByBiuret Method</i>	7.5	g/dl	6.4 - 8.2
S. Albumin <i>ByBromocresol purple Method</i>	3.8	g/dl	3.4 - 5.0
Serum Globulin	3.70	gm/dl	1.8 - 3.6
A/G Ratio	1.03		1.5 - 3.5
Remark			

END OF REPORT




Dr. Vijay Varde
M.D.(Path) D.P.B
Consultant Pathologist

Report



Patient Name : MR. SANJAY NAMDEO
SHELAR
Age / Sex : 53 years / Male
LCID No : 323091371
UID No : 95486

Reference : MEDIWHEEL
Organization : Mediwheel
Org ID : NA

Registered On : Sep 29, 2023, 09:49 a.m.

Collected On : Sep 29, 2023, 10:16 a.m.

Reported On : Sep 29, 2023, 04:32 p.m.



PSA (Total)

Specimen Type : Serum

Test Description	Value(s)	Unit(s)	Reference Range
<u>IMMUNOASSAY</u>			
PSA - Prostate Specific Antigen, serum by CMIA	0.446	ng/ml	0.0 - 4.0


Test done on Abbott Architech i1000

END OF REPORT



A handwritten signature in black ink, appearing to read "Dr. Varde".

Dr. Vijay Varde
M.D.(Path) D.P.B
Consultant Pathologist

Patient Name : MR. SANJAY NAMDEO SHELAR	Reference : MEDIWHEEL	Registered On : Sep 29, 2023, 09:49 a.m.
Age / Sex : 53 years / Male	Organization : Mediwheel	Collected On : Sep 29, 2023, 10:16 a.m.
LCID No : 323091371	Org ID : NA	Reported On : Sep 29, 2023, 03:16 p.m.
UID No : 95486		

COMPLETE BLOOD COUNT (CBC) LC


Specimen Type : EDTA

Test Description	Value(s)	Unit(s)	Reference Range
HEMATOLOGY			
Haemoglobin (Mod.Cyanmethemoglobin)	14.5	gms%	13 - 17
R.B.C Count (Impedence)	4.87	x10 ⁶ /cmm	4.5 - 5.5
PCV (Conductivity)	42.7	%	40 - 50
MCV (Calculated)	87.68	fL	83 - 101
MCH(Calculated)	29.77	Pg	27 - 32
MCHC(Calculated)	33.96	gms%	31.5 - 34.5
W.B.C. Count(Impedence)	7.52	x10 ³ /cmm	4 - 10
RDW(Calculated)	12.9	%	11.6 - 14.0
MPV(Calculated)	12.7	fL	6 - 11
Platelet Count(Impedence)	1.50	x10 ⁵ /cmm	1.50 - 4.10
DIFFERENTIAL COUNT (Impedence,Light Absorbance)			
Neutrophils	60	%	40 - 80
Lymphocytes	26	%	20 - 40
Eosinophils	06	%	1 - 6
Monocytes	08	%	2 - 10
Basophils	0	%	0 - 2
RBC Morphology <i>Staining & Microscopy</i>	Normocytic normochromic.		
WBC Morphology <i>Staining & Microscopy</i>	Normal		
PLATELETS <i>Staining & Microscopy</i>	Adequate on smear.		
Other	-		

CBC done on fully Automated Yumizen H550

END OF REPORT




Dr. Vijay Varde
 M.D.(Path) D.P.B
 Consultant Pathologist

Report



Patient Name : MR. SANJAY NAMDEO
SHELAR
Age / Sex : 53 years / Male
LCID No : 323091371
UID No : 95486

Reference : MEDIWHEEL
Organization : Mediwheel
Org ID : NA

Registered On : Sep 29, 2023, 09:49 a.m.

Collected On : Sep 29, 2023, 10:16 a.m.

Reported On : Sep 29, 2023, 03:16 p.m.



ERYTHROCYTE SEDIMENTATION RATE (E.S.R) LC

Specimen Type : EDTA

Test Description	Value(s)	Unit(s)	Reference Range
<u>HEMATOLOGY</u>			
E.S.R.	11	mm	0 - 15

By Whole Blood Modified Westergren Method


ESR done on fully automated Easyrate analyzer.

****END OF REPORT****



A handwritten signature in black ink, appearing to read "Dr. Vijay Varde".

Dr. Vijay Varde
M.D.(Path) D.P.B
Consultant Pathologist

Patient Name : MR. SANJAY NAMDEO SHELAR	Reference : MEDIWHEEL	Registered On : Sep 29, 2023, 09:49 a.m.
Age / Sex : 53 years / Male	Organization : Mediwheel	Collected On : Sep 29, 2023, 01:30 p.m.
LCID No : 323091371	Org ID : NA	Reported On : Sep 29, 2023, 03:34 p.m.
UID No : 95486		

Urine Routine LC

Specimen Type : Urine

Test Description	Value(s)	Unit(s)	Reference Range
------------------	----------	---------	-----------------

CLINICAL PATHOLOGY

Physical Examination

Quantity	20	ml	-
Colour <i>By Visual Examination</i>	Pale yellow		
Appearance	Slightly Hazy		
Specific Gravity <i>By Ion Concentration / Color Indicator</i>	1.005		1.000 - 1.035
Reaction (pH) <i>By Color Indicator</i>	6.5		5.0 - 8.0

Chemical Examination

Proteins <i>By Turbidometric Method</i>	Absent		Absent
Bile salts	Absent		Absent
Bile Pigments <i>By Diazo / Fouchets</i>	Absent		
Occult Blood <i>By Oxidation / Microscopy</i>	Absent		Absent
Glucose <i>By Enzymatic, GOD, POD & Benedicts Test</i>	Absent		Absent
Ketones	Absent		Absent
Urobilinogen <i>By Diazo/p-amino Benzaldehyde react</i>	Normal		Normal

Microscopic Examination (per H.P.F.)

Epithelial Cells	1 - 2	/hpf	3 - 5
Leucocytes	1 - 2	/hpf	0 - 5
Red Blood Cells	Absent	/hpf	0 - 2
Casts	Absent		
Crystals	Absent		
Trichomonas vaginalis	Absent		
Yeast	Absent		
Spermatozoa <i>By Manual Microscopy</i>	Absent		

CHEMICAL EXAMINATION DONE BY MULTISTIX.SG (SIEMENS)

Report



Patient Name : MR. SANJAY NAMDEO
SHELAR
Age / Sex : 53 years / Male
LCID No : 323091371
UID No : 95486

Reference : MEDIWHEEL
Organization : Mediwheel
Org ID : NA

Registered On : Sep 29, 2023, 09:49 a.m.

Collected On : Sep 29, 2023, 01:30 p.m.

Reported On : Sep 29, 2023, 03:34 p.m.




END OF REPORT



Dr. Vijay Varde
M.D.(Path) D.P.B
Consultant Pathologist

Report



Patient Name : MR. SANJAY NAMDEO SHELAR	Reference : MEDIWHEEL	Registered On : Sep 29, 2023, 09:49 a.m.
Age / Sex : 53 years / Male	Organization : Mediwheel	Collected On : Sep 29, 2023, 01:30 p.m.
LCID No : 323091371	Org ID : NA	Reported On : Sep 29, 2023, 03:34 p.m.
UID No : 95486		

Fasting urine sugar

Specimen Type : Blood

Test Description	Value(s)	Unit(s)	Reference Range
<u>CLINICAL PATHOLOGY</u>			
Fasting urine sugar <i>Urine dipstick method</i>	Absent		Absent


END OF REPORT



Dr. Vijay Varde
M.D.(Path) D.P.B
Consultant Pathologist

Report



Patient Name : MR. SANJAY NAMDEO SHELAR	Reference : MEDIWHEEL	Registered On : Sep 29, 2023, 09:49 a.m.
Age / Sex : 53 years / Male	Organization : Mediwheel	Collected On : Sep 29, 2023, 01:30 p.m.
LCID No : 323091371	Org ID : NA	Reported On : Sep 29, 2023, 03:34 p.m.
UID No : 95486		

Post Prandial Urine Sugar


Specimen Type : Blood

Test Description	Value(s)	Unit(s)	Reference Range
<u>CLINICAL PATHOLOGY</u>			
Post Prandial Urine Sugar <i>Urine dipstick method</i>	absent		Absent

END OF REPORT



Dr. Vijay Varde
M.D.(Path) D.P.B
Consultant Pathologist

Patient Name : MR. SANJAY NAMDEO SHELAR	Reference : MEDIWHEEL	Registered On : Sep 29, 2023, 09:49 a.m.
Age / Sex : 53 years / Male	Organization : Mediwheel	Collected On : Sep 29, 2023, 10:16 a.m.
LCID No : 323091371	Org ID : NA	Reported On : Sep 29, 2023, 03:16 p.m.
UID No : 95486		

COMPLETE BLOOD COUNT (CBC) LC


Specimen Type : EDTA

Test Description	Value(s)	Unit(s)	Reference Range
HEMATOLOGY			
Haemoglobin (Mod.Cyanmethemoglobin)	14.5	gms%	13 - 17
R.B.C Count (Impedence)	4.87	x10 ⁶ /cmm	4.5 - 5.5
PCV (Conductivity)	42.7	%	40 - 50
MCV (Calculated)	87.68	fL	83 - 101
MCH(Calculated)	29.77	Pg	27 - 32
MCHC(Calculated)	33.96	gms%	31.5 - 34.5
W.B.C. Count(Impedence)	7.52	x10 ³ /cmm	4 - 10
RDW(Calculated)	12.9	%	11.6 - 14.0
MPV(Calculated)	12.7	fL	6 - 11
Platelet Count(Impedence)	1.50	x10 ⁵ /cmm	1.50 - 4.10
DIFFERENTIAL COUNT (Impedence,Light Absorbance)			
Neutrophils	60	%	40 - 80
Lymphocytes	26	%	20 - 40
Eosinophils	06	%	1 - 6
Monocytes	08	%	2 - 10
Basophils	0	%	0 - 2
RBC Morphology <i>Staining & Microscopy</i>	Normocytic normochromic.		
WBC Morphology <i>Staining & Microscopy</i>	Normal		
PLATELETS <i>Staining & Microscopy</i>	Adequate on smear.		
Other	-		

CBC done on fully Automated Yumizen H550

END OF REPORT




Dr. Vijay Varde
 M.D.(Path) D.P.B
 Consultant Pathologist

Report



Patient Name : MR. SANJAY NAMDEO
SHELAR
Age / Sex : 53 years / Male
LCID No : 323091371
UID No : 95486

Reference : MEDIWHEEL
Organization : Mediwheel
Org ID : NA

Registered On : Sep 29, 2023, 09:49 a.m.

Collected On : Sep 29, 2023, 10:16 a.m.

Reported On : Sep 29, 2023, 03:16 p.m.



ERYTHROCYTE SEDIMENTATION RATE (E.S.R) LC

Specimen Type : EDTA

Test Description	Value(s)	Unit(s)	Reference Range
<u>HEMATOLOGY</u>			
E.S.R.	11	mm	0 - 15

ByWhole Blood Modified Westergren Method


ESR done on fully automated Easyrate analyzer.

****END OF REPORT****



A handwritten signature in black ink, appearing to read "Dr. Vijay Varde".

Dr. Vijay Varde
M.D.(Path) D.P.B
Consultant Pathologist

Patient Name : MR. SANJAY NAMDEO SHELAR	Reference : MEDIWHEEL	Registered On : Sep 29, 2023, 09:49 a.m.
Age / Sex : 53 years / Male	Organization : Mediwheel	Collected On : Sep 29, 2023, 10:16 a.m.
LCID No : 323091371	Org ID : NA	Reported On : Sep 29, 2023, 03:35 p.m.
UID No : 95486		

Urine Routine LC

Specimen Type : Urine

Test Description	Value(s)	Unit(s)	Reference Range
------------------	----------	---------	-----------------

CLINICAL PATHOLOGY

Physical Examination

Quantity	20	ml	-
Colour <i>By Visual Examination</i>	Pale yellow		
Appearance	Slightly Hazy		
Specific Gravity <i>By Ion Concentration / Color Indicator</i>	1.005		1.000 - 1.035
Reaction (pH) <i>By Color Indicator</i>	6.5		5.0 - 8.0

Chemical Examination

Proteins <i>By Turbidometric Method</i>	Absent		Absent
Bile salts	Absent		Absent
Bile Pigments <i>By Diazo / Fouchets</i>	Absent		
Occult Blood <i>By Oxidation / Microscopy</i>	Absent		Absent
Glucose <i>By Enzymatic, GOD, POD & Benedicts Test</i>	Absent		Absent
Ketones	Absent		Absent
Urobilinogen <i>By Diazo/p-amino Benzaldehyde react</i>	Normal		Normal

Microscopic Examination (per H.P.F.)

Epithelial Cells	1 - 2	/hpf	3 - 5
Leucocytes	1 - 2	/hpf	0 - 5
Red Blood Cells	Absent	/hpf	0 - 2
Casts	Absent		
Crystals	Absent		
Trichomonas vaginalis	Absent		
Yeast	Absent		
Spermatozoa <i>By Manual Microscopy</i>	Absent		

CHEMICAL EXAMINATION DONE BY MULTISTIX.SG (SIEMENS)

Report



Patient Name : MR. SANJAY NAMDEO
SHELAR
Age / Sex : 53 years / Male
LCID No : 323091371
UID No : 95486

Reference : MEDIWHEEL
Organization : Mediwheel
Org ID : NA

Registered On : Sep 29, 2023, 09:49 a.m.

Collected On : Sep 29, 2023, 10:16 a.m.

Reported On : Sep 29, 2023, 03:35 p.m.



END OF REPORT



A handwritten signature in black ink, appearing to read "Dr. Vijay Varde".

Dr. Vijay Varde
M.D.(Path) D.P.B
Consultant Pathologist

Report



Patient Name : MR. SANJAY NAMDEO
SHELAR
Age / Sex : 53 years / Male
LCID No : 32309137101
UID No : 95486

Reference : MEDIWHEEL
Organization : Mediwheel
Org ID : NA

Registered On : Sep 29, 2023, 09:49 a.m.

Collected On : Sep 29, 2023, 10:15 a.m.

Reported On : Sep 29, 2023, 03:21 p.m.



Blood sugar fasting

Specimen Type : Plasma

Test Description	Value(s)	Unit(s)	Reference Range
------------------	----------	---------	-----------------

BIOCHEMISTRY

Blood Sugar Fasting

Glucose value <i>By Hexokinase method</i>	108	mg/dl	70 - 110
---	-----	-------	----------

Diagnostic criteria of Diabetes Mellitus (ADA guidelines 2021)

Fasting Blood Glucose : ≥ 126 mg/dl

OR

2 Hr Post Glucose : ≥ 200 mg/dl

OR

HbA1c ≥ 6.5 %

OR

Random Blood Glucose : ≥ 200 mg/dl

END OF REPORT



A handwritten signature in black ink, appearing to read "Dr. Vijay Varde".

Dr. Vijay Varde
M.D.(Path) D.P.B
Consultant Pathologist

Report



Patient Name : MR. SANJAY NAMDEO
SHELAR
Age / Sex : 53 years / Male
LCID No : 323091371
UID No : 95486

Reference : MEDIWHEEL
Organization : Mediwheel
Org ID : NA

Registered On : Sep 29, 2023, 09:49 a.m.

Collected On : Sep 29, 2023, 10:16 a.m.

Reported On : Sep 29, 2023, 03:34 p.m.



Fasting urine sugar

Specimen Type : Blood

Test Description	Value(s)	Unit(s)	Reference Range
<u>CLINICAL PATHOLOGY</u>			
Fasting urine sugar <i>Urine dipstik method</i>	Absent		Absent


END OF REPORT



Dr. Vijay Varde
M.D.(Path) D.P.B
Consultant Pathologist

Report



Patient Name : MR. SANJAY NAMDEO SHELAR	Reference : MEDIWHEEL	Registered On : Sep 29, 2023, 09:49 a.m.
Age / Sex : 53 years / Male	Organization : Mediwheel	Collected On : Sep 29, 2023, 01:30 p.m.
LCID No : 32309137102	Org ID : NA	Reported On : Sep 29, 2023, 03:21 p.m.
UID No : 95486		

Blood sugar post prandial

Specimen Type : Plasma

Test Description	Value(s)	Unit(s)	Reference Range
<u>BIOCHEMISTRY</u>			
Blood sugar post prandial <i>By Hexokinase method</i>	98	mg/dl	70 - 140
Remark			
Diagnostic criteria of Diabetes Mellitus (ADA guidelines 2021)			
Fasting Blood Glucose : ≥ 126 mg/dl			
OR			
2 Hr Post Glucose : ≥ 200 mg/dl			
OR			
HbA1c ≥ 6.5 %			
OR			
Random Blood Glucose : ≥ 200 mg/dl			

END OF REPORT



Dr. Vijay Varde
M.D.(Path) D.P.B
Consultant Pathologist

Report



Patient Name : MR. SANJAY NAMDEO
SHELAR
Age / Sex : 53 years / Male
LCID No : 323091371
UID No : 95486

Reference : MEDIWHEEL
Organization : Mediwheel
Org ID : NA

Registered On : Sep 29, 2023, 09:49 a.m.

Collected On : Sep 29, 2023, 01:30 p.m.

Reported On : Sep 29, 2023, 03:34 p.m.



Post Prandial Urine Sugar

Specimen Type : Blood

Test Description	Value(s)	Unit(s)	Reference Range
<u>CLINICAL PATHOLOGY</u>			
Post Prandial Urine Sugar <i>Urine dipstick method</i>	absent		Absent

END OF REPORT



A handwritten signature in black ink, appearing to read "Dr. Varde".

Dr. Vijay Varde
M.D.(Path) D.P.B
Consultant Pathologist

Report



Patient Name : MR. SANJAY NAMDEO SHELAR	Reference : MEDIWHEEL	Registered On : Sep 29, 2023, 09:49 a.m.
Age / Sex : 53 years / Male	Organization Mediwheel	Collected On : Sep 29, 2023, 10:16 a.m.
LCID No : 323091371	Org ID : NA	Reported On : Sep 29, 2023, 03:21 p.m.
UID No : 95486	Glycosylated HB A1c	Specimen Type : EDTA

Test Description	Value(s)	Unit(s)	Reference Range
------------------	----------	---------	-----------------

BIOCHEMISTRY

Glycosylated HBA1C	5.4	%	
AVERAGE BLOOD GLUCOSE LEVEL	108.28	mg/dl	

Reference Values : Glyco HB A1c

Non Diabetic : 4.0 - 6.0

Good Diabetic Control : 6.0 - 7.0

Fair Diabetic Control : 7.0 - 8.0

Poor Diabetic Control : > 8.0

Maintaining HbA1c levels to less than 7% will reduce risk of long term complications of Diabetes.

Method : Ion Exchange HIGH Pressure Liquid Chromatography (HPLC), on Fully Automated Biorad D10 analyser.

INFORMATION : Glycosylated Haemoglobin accumulates within the red blood cells & exists in this form throughout the lifespan of red cells. Thus a single HbA1c value taken every 2 - 3 months

serves over those months. The measurement of HbA1c has been used as an index of metabolic control of diabetes during the preceding 2 - 3 months providing physician with an objective look at patient-s diabetes control. HbA1c is not affected by factors like intake of carbohydrates, timing of antidiabetes drugs, daily activities.

Test done on BIORAD D10.

This test has been performed at Lifecare Diagnostics & Research Centre Pvt. Ltd.

Diagnostic criteria of Diabetes Mellitus (ADA guidelines 2021)

Fasting Blood Glucose : ≥ 126 mg/dl

OR

2 Hr Post Glucose : ≥ 200 mg/dl

OR

HbA1c ≥ 6.5 %

OR

Random Blood Glucose : ≥ 200 mg/dl

Report



Patient Name : MR. SANJAY
NAMDEO SHELAR
Age / Sex : 53 years / Male
LCID No : 323091371
UID No : 95486

Reference : MEDIWHEEL
Organization Mediwheel
Org ID : NA

Registered On : Sep 29, 2023, 09:49
a.m.
Collected On : Sep 29, 2023, 10:16
a.m.
Reported On : Sep 29, 2023, 03:21
p.m.

END OF REPORT



A handwritten signature in black ink, appearing to read "Vijay Varde".

Dr. Vijay Varde
M.D.(Path) D.P.B
Consultant Pathologist

Patient Name : MR. SANJAY NAMDEO SHELAR	Reference : MEDIWHEEL	Registered On : Sep 29, 2023, 09:49 a.m.
Age / Sex : 53 years / Male	Organization Mediwheel	Collected On : Sep 29, 2023, 10:16 a.m.
LCID No : 323091371	Org ID : NA	Reported On : Sep 29, 2023, 03:21 p.m.
UID No : 95486	LIPID PROFILE LC	Specimen Type : Serum



Test Description	Value(s)	Unit(s)	Reference Range
------------------	----------	---------	-----------------

BIOCHEMISTRY

Triglycerides <i>By Enzymatic GPO/PAP Method</i>	159	mg/dl	Less than 150
Total Cholesterol <i>By CHOD-PAP Method</i>	196	mg/dl	UPTO 200
HDL Cholesterol <i>By Enzymatic Method</i>	48	mg/dl	40 - 60
VLDL Cholesterol	31.80	mg/dl	6 - 38
LDL Cholesterol	116.20	mg/dl	Upto 100
Cholesterol : HDL Cholesterol Ratio	4.08		Upto - 5
LDL Cholesterol/HDL Cholesterol Ratio	2.42		Upto 4

Total Cholesterol :	HDL-Cholesterol:
<i>Desirable : Less than 200 mg%</i>	<i>Desirable : More than 40 mg%</i>
<i>Borderline High : 200 - 239 mg% High : More than 239 mg%</i>	<i>Low : Less than 40 mg%</i>
LDL-Cholesterol (Non-protective cholesterol) :	Triglycerides :
<i>Optimal : Less than 100 mg% NearOptimal : 100 - 129 mg%</i>	<i>Normal : Less than 150 mg%</i>
<i>Borderline High : 130 - 159 mg%</i>	<i>Borderline : 150 - 199 mg%</i>
<i>High : 160 - 189 mg%</i>	<i>High : 200 - 499 mg%</i>
<i>Very High : More than 189 mg%</i>	<i>Very High : More than 499 mg%</i>

END OF REPORT




Dr. Vijay Varde
M.D.(Path) D.P.B
Consultant Pathologist

Report

Patient Name : MR. SANJAY
NAMDEO SHELAR

Age / Sex : 53 years / Male

LCID No : 323091371

UID No : 95486

Reference : MEDIWHEEL

Organization Mediwheel

Org ID : NA

Renal Function Test

Registered On : Sep 29, 2023, 09:49
a.m.

Collected On : Sep 29, 2023, 10:16
a.m.

Reported On : Sep 29, 2023, 03:21
p.m.

Specimen Type : Serum

Test Description	Value(s)	Unit(s)	Reference Range
<u>BIOCHEMISTRY</u>			
Urea <i>ByUrease Method</i>	17.76	mg/dl	10 - 38.5
BUN <i>BySerum By Urease with GLDH</i>	8.3	mg/dl	5 - 18
Creatinine <i>ByAlkaline Picrate-Kinetic</i>	1.19	mg/dl	0.7 - 1.3
Uric Acid <i>BySerum by Uricase Method</i>	6.6	mg/dl	2.6 - 6.0
Calcium <i>BySerum Cresolphthaleine complexona Method</i>	9.3	mg/dl	8.5 - 10.1
Phosphorus <i>ByPhosphomolybdate - UV Method</i>	3.9	mg/dl	2.5 - 4.9
Sodium <i>BySerum By ISE Method</i>	141	mEq/L	135 - 145
Potassium <i>BySerum by ISE Method</i>	4.3	mEq/l	3.5 - 5.5
Chloride <i>BySerum by ISE Method</i>	109	mEq/L	96 - 109
Proteins <i>ByBiuret Method</i>	7.5	g/dl	6.4 - 8.2
Albumin <i>ByBromocresol purple Method</i>	3.8	g/dl	3.4 - 5
Globulin	3.70	g/dl	1.8 - 3.6
A/G Ratio	1.03		1.5 - 3.5

END OF REPORT



Dr. Vijay Varde
M.D.(Path) D.P.B
Consultant Pathologist

Report

Patient Name : MR. SANJAY
NAMDEO SHELAR
Age / Sex : 53 years / Male
LCID No : 323091371
UID No : 95486

Reference : MEDIWHEEL
Organization Mediwheel
Org ID : NA

Registered On : Sep 29, 2023, 09:49
a.m.
Collected On : Sep 29, 2023, 10:16
a.m.
Reported On : Sep 29, 2023, 03:21
p.m.

LIVER FUNCTION TEST (LFT) LC

Sample Type : Serum

Test Description	Value(s)	Unit(s)	Reference Range
BIOCHEMISTRY			
Serum Bilirubin (Total) <i>ByDiazo Method</i>	1.20	mg/dl	0.2 - 1.0
Serum Bilirubin (Direct) <i>ByDiazo Method</i>	0.19	mg/dl	0.0 - 0.2
Serum Bilirubin (Indirect) <i>Calculated</i>	1.01	mg/dl	upto 0.90
S.G.O.T (AST) <i>BySerum By Enzymatic Method IFCC</i>	16	U/L	15 - 37
S.G.P.T <i>BySerum by Enzymatic Method</i>	40	U/L	16 - 63
Serum GGTP <i>ByEnzymatic Method</i>	66	U/L	15 - 85
Alkaline Phosphatase	66	U/L	46-116
Serum Proteins <i>ByBiuret Method</i>	7.5	g/dl	6.4 - 8.2
S. Albumin <i>ByBromocresol purple Method</i>	3.8	g/dl	3.4 - 5.0
Serum Globulin	3.70	gm/dl	1.8 - 3.6
A/G Ratio	1.03		1.5 - 3.5
Remark			

END OF REPORT



Dr. Vijay Varde
M.D.(Path) D.P.B
Consultant Pathologist

Report



Patient Name : MR. SANJAY NAMDEO
SHELAR
Age / Sex : 53 years / Male
LCID No : 323091371
UID No : 95486

Reference : MEDIWHEEL
Organization : Mediwheel
Org ID : NA

Registered On : Sep 29, 2023, 09:49 a.m.

Collected On : Sep 29, 2023, 10:16 a.m.

Reported On : Sep 29, 2023, 04:32 p.m.



PSA (Total)

Specimen Type : Serum

Test Description	Value(s)	Unit(s)	Reference Range
<u>IMMUNOASSAY</u>			
PSA - Prostate Specific Antigen, serum by CMIA	0.446	ng/ml	0.0 - 4.0


Test done on Abbott Architect i1000

END OF REPORT



A handwritten signature in black ink, appearing to read "Dr. Varde".

Dr. Vijay Varde
M.D.(Path) D.P.B
Consultant Pathologist

Patient Name : MR. SANJAY NAMDEO SHELAR	Reference : MEDIWHEEL	Registered On : Sep 29, 2023, 09:49 a.m.
Age / Sex : 53 years / Male	Organization : Mediwheel	Collected On : Sep 29, 2023, 10:16 a.m.
LCID No : 323091371	Org ID : NA	Reported On : Sep 29, 2023, 03:16 p.m.
UID No : 95486		

COMPLETE BLOOD COUNT (CBC) LC


Specimen Type : EDTA

Test Description	Value(s)	Unit(s)	Reference Range
HEMATOLOGY			
Haemoglobin (Mod.Cyanmethemoglobin)	14.5	gms%	13 - 17
R.B.C Count (Impedence)	4.87	x10 ⁶ /cmm	4.5 - 5.5
PCV (Conductivity)	42.7	%	40 - 50
MCV (Calculated)	87.68	fL	83 - 101
MCH(Calculated)	29.77	Pg	27 - 32
MCHC(Calculated)	33.96	gms%	31.5 - 34.5
W.B.C. Count(Impedence)	7.52	x10 ³ /cmm	4 - 10
RDW(Calculated)	12.9	%	11.6 - 14.0
MPV(Calculated)	12.7	fL	6 - 11
Platelet Count(Impedence)	1.50	x10 ⁵ /cmm	1.50 - 4.10
DIFFERENTIAL COUNT (Impedence,Light Absorbance)			
Neutrophils	60	%	40 - 80
Lymphocytes	26	%	20 - 40
Eosinophils	06	%	1 - 6
Monocytes	08	%	2 - 10
Basophils	0	%	0 - 2
RBC Morphology <i>Staining & Microscopy</i>	Normocytic normochromic.		
WBC Morphology <i>Staining & Microscopy</i>	Normal		
PLATELETS <i>Staining & Microscopy</i>	Adequate on smear.		
Other	-		

CBC done on fully Automated Yumizen H550

END OF REPORT




Dr. Vijay Varde
 M.D.(Path) D.P.B
 Consultant Pathologist

Report



Patient Name : MR. SANJAY NAMDEO
SHELAR
Age / Sex : 53 years / Male
LCID No : 323091371
UID No : 95486

Reference : MEDIWHEEL
Organization : Mediwheel
Org ID : NA

Registered On : Sep 29, 2023, 09:49 a.m.

Collected On : Sep 29, 2023, 10:16 a.m.

Reported On : Sep 29, 2023, 03:16 p.m.



ERYTHROCYTE SEDIMENTATION RATE (E.S.R) LC

Specimen Type : EDTA

Test Description	Value(s)	Unit(s)	Reference Range
<u>HEMATOLOGY</u>			
E.S.R.	11	mm	0 - 15

ByWhole Blood Modified Westergren Method


ESR done on fully automated Easyrate analyzer.

****END OF REPORT****



A handwritten signature in black ink, appearing to read "Dr. Vijay Varde".

Dr. Vijay Varde
M.D.(Path) D.P.B
Consultant Pathologist

Patient Name : MR. SANJAY NAMDEO SHELAR	Reference : MEDIWHEEL	Registered On : Sep 29, 2023, 09:49 a.m.
Age / Sex : 53 years / Male	Organization : Mediwheel	Collected On : Sep 29, 2023, 10:16 a.m.
LCID No : 323091371	Org ID : NA	Reported On : Sep 29, 2023, 03:35 p.m.
UID No : 95486		

Urine Routine LC

Specimen Type : Urine

Test Description	Value(s)	Unit(s)	Reference Range
------------------	----------	---------	-----------------

CLINICAL PATHOLOGY

Physical Examination

Quantity	20	ml	-
Colour <i>By Visual Examination</i>	Pale yellow		
Appearance	Slightly Hazy		
Specific Gravity <i>By Ion Concentration / Color Indicator</i>	1.005		1.000 - 1.035
Reaction (pH) <i>By Color Indicator</i>	6.5		5.0 - 8.0

Chemical Examination

Proteins <i>By Turbidometric Method</i>	Absent		Absent
Bile salts	Absent		Absent
Bile Pigments <i>By Diazo / Fouchets</i>	Absent		
Occult Blood <i>By Oxidation / Microscopy</i>	Absent		Absent
Glucose <i>By Enzymatic, GOD, POD & Benedicts Test</i>	Absent		Absent
Ketones	Absent		Absent
Urobilinogen <i>By Diazo/p-amino Benzaldehyde react</i>	Normal		Normal

Microscopic Examination (per H.P.F.)

Epithelial Cells	1 - 2	/hpf	3 - 5
Leucocytes	1 - 2	/hpf	0 - 5
Red Blood Cells	Absent	/hpf	0 - 2
Casts	Absent		
Crystals	Absent		
Trichomonas vaginalis	Absent		
Yeast	Absent		
Spermatozoa <i>By Manual Microscopy</i>	Absent		

CHEMICAL EXAMINATION DONE BY MULTISTIX.SG (SIEMENS)

Report



Patient Name : MR. SANJAY NAMDEO
SHELAR
Age / Sex : 53 years / Male
LCID No : 323091371
UID No : 95486

Reference : MEDIWHEEL
Organization : Mediwheel
Org ID : NA

Registered On : Sep 29, 2023, 09:49 a.m.

Collected On : Sep 29, 2023, 10:16 a.m.

Reported On : Sep 29, 2023, 03:35 p.m.



END OF REPORT



A handwritten signature in black ink, appearing to read "Dr. Vijay Varde".

Dr. Vijay Varde
M.D.(Path) D.P.B
Consultant Pathologist

Patient Name : MR. SANJAY NAMDEO
SHELAR
Age / Sex : 53 years / Male
LCID No : 323091371
UID No : 95486

Reference : MEDIWHEEL
Organization : Mediwheel
Org ID : NA

Registered On : Sep 29, 2023, 09:49 a.m.

Collected On : Sep 29, 2023, 10:16 a.m.

Reported On : Sep 29, 2023, 04:47 p.m.



BLOOD GROUP LC

Specimen Type : EDTA

Test Description	Value(s)	Unit(s)	Reference Range
------------------	----------	---------	-----------------

SEROLOGY

ABO Group

By SLIDE/TUBE Method

"O"

Rh (Factor)

By SLIDE/TUBE Method

Positive

Remark

Test done by : Agglutination Forward & Reverse Method (Whole Blood & Serum)

*** : Rechecked**

****END OF REPORT****



Dr. Vijay Varde
M.D.(Path) D.P.B
Consultant Pathologist

Report



Patient Name : MR. SANJAY NAMDEO
SHELAR
Age / Sex : 53 years / Male
LCID No : 32309137101
UID No : 95486

Reference : MEDIWHEEL
Organization : Mediwheel
Org ID : NA

Registered On : Sep 29, 2023, 09:49 a.m.

Collected On : Sep 29, 2023, 10:15 a.m.

Reported On : Sep 29, 2023, 03:21 p.m.



Blood sugar fasting

Specimen Type : Plasma

Test Description	Value(s)	Unit(s)	Reference Range
------------------	----------	---------	-----------------

BIOCHEMISTRY

Blood Sugar Fasting

Glucose value <i>By Hexokinase method</i>	108	mg/dl	70 - 110
---	-----	-------	----------

Diagnostic criteria of Diabetes Mellitus (ADA guidelines 2021)

Fasting Blood Glucose : ≥ 126 mg/dl

OR

2 Hr Post Glucose : ≥ 200 mg/dl

OR

HbA1c ≥ 6.5 %

OR

Random Blood Glucose : ≥ 200 mg/dl

END OF REPORT



A handwritten signature in black ink, appearing to read "Dr. Vijay Varde".

Dr. Vijay Varde
M.D.(Path) D.P.B
Consultant Pathologist

Report



Patient Name : MR. SANJAY NAMDEO
SHELAR
Age / Sex : 53 years / Male
LCID No : 323091371
UID No : 95486

Reference : MEDIWHEEL
Organization : Mediwheel
Org ID : NA

Registered On : Sep 29, 2023, 09:49 a.m.

Collected On : Sep 29, 2023, 10:16 a.m.

Reported On : Sep 29, 2023, 03:34 p.m.



Fasting urine sugar

Specimen Type : Blood

Test Description	Value(s)	Unit(s)	Reference Range
<u>CLINICAL PATHOLOGY</u>			
Fasting urine sugar <i>Urine dipstick method</i>	Absent		Absent


END OF REPORT



Dr. Vijay Varde
M.D.(Path) D.P.B
Consultant Pathologist

Report



Patient Name : MR. SANJAY NAMDEO SHELAR	Reference : MEDIWHEEL	Registered On : Sep 29, 2023, 09:49 a.m.
Age / Sex : 53 years / Male	Organization : Mediwheel	Collected On : Sep 29, 2023, 01:30 p.m.
LCID No : 32309137102	Org ID : NA	Reported On : Sep 29, 2023, 03:21 p.m.
UID No : 95486		

Blood sugar post prandial

Specimen Type : Plasma

Test Description	Value(s)	Unit(s)	Reference Range
<u>BIOCHEMISTRY</u>			
Blood sugar post prandial <i>By Hexokinase method</i>	98	mg/dl	70 - 140
Remark			
Diagnostic criteria of Diabetes Mellitus (ADA guidelines 2021)			
Fasting Blood Glucose : ≥ 126 mg/dl			
OR			
2 Hr Post Glucose : ≥ 200 mg/dl			
OR			
HbA1c ≥ 6.5 %			
OR			
Random Blood Glucose : ≥ 200 mg/dl			


END OF REPORT



Dr. Vijay Varde
M.D.(Path) D.P.B
Consultant Pathologist

Report



Patient Name : MR. SANJAY NAMDEO SHELAR	Reference : MEDIWHEEL	Registered On : Sep 29, 2023, 09:49 a.m.
Age / Sex : 53 years / Male	Organization : Mediwheel	Collected On : Sep 29, 2023, 01:30 p.m.
LCID No : 323091371	Org ID : NA	Reported On : Sep 29, 2023, 03:34 p.m.
UID No : 95486		

Post Prandial Urine Sugar

Specimen Type : Blood

Test Description	Value(s)	Unit(s)	Reference Range
<u>CLINICAL PATHOLOGY</u>			
Post Prandial Urine Sugar <i>Urine dipstick method</i>	absent		Absent

END OF REPORT



Dr. Vijay Varde
M.D.(Path) D.P.B
Consultant Pathologist

Report



Patient Name : MR. SANJAY NAMDEO SHELAR	Reference : MEDIWHEEL	Registered On : Sep 29, 2023, 09:49 a.m.
Age / Sex : 53 years / Male	Organization Mediwheel	Collected On : Sep 29, 2023, 10:16 a.m.
LCID No : 323091371	Org ID : NA	Reported On : Sep 29, 2023, 03:21 p.m.
UID No : 95486	Glycosylated HB A1c	Sample Type : EDTA

Test Description	Value(s)	Unit(s)	Reference Range
------------------	----------	---------	-----------------

BIOCHEMISTRY

Glycosylated HBA1C	5.4	%	
AVERAGE BLOOD GLUCOSE LEVEL	108.28	mg/dl	

Reference Values : Glyco HB A1c

Non Diabetic : 4.0 - 6.0

Good Diabetic Control : 6.0 - 7.0

Fair Diabetic Control : 7.0 - 8.0

Poor Diabetic Control : > 8.0

Maintaining HbA1c levels to less than 7% will reduce risk of long term complications of Diabetes.

Method : Ion Exchange HIGH Pressure Liquid Chromatography (HPLC), on Fully Automated Biorad D10 analyser.

INFORMATION : Glycosylated Haemoglobin accumulates within the red blood cells & exists in this form throughout the lifespan of red cells. Thus a single HbA1c value taken every 2 - 3 months

serves over those months. The measurement of HbA1c has been used as an index of metabolic control of diabetes during the preceding 2 - 3 months providing physician with an objective look at patient-s diabetes control. HbA1c is not affected by factors like intake of carbohydrates,timing of antidiabetes drugs,daily activities.

Test done on BIORAD D10.

This test has been performed at Lifecare Diagnostics & Research Centre Pvt. Ltd.

Diagnostic criteria of Diabetes Mellitus (ADA guidelines 2021)

Fasting Blood Glucose : \geq 126 mg/dl

OR

2 Hr Post Glucose : \geq 200 mg/dl

OR

HbA1c \geq 6.5 %

OR

Random Blood Glucose : \geq 200 mg/dl

Report



Patient Name : MR. SANJAY
NAMDEO SHELAR
Age / Sex : 53 years / Male
LCID No : 323091371
UID No : 95486

Reference : MEDIWHEEL
Organization Mediwheel
Org ID : NA

Registered On : Sep 29, 2023, 09:49
a.m.
Collected On : Sep 29, 2023, 10:16
a.m.
Reported On : Sep 29, 2023, 03:21
p.m.

END OF REPORT



A handwritten signature in black ink, appearing to read "Dr. Vijay Varde".

Dr. Vijay Varde
M.D.(Path) D.P.B
Consultant Pathologist

Patient Name : MR. SANJAY NAMDEO SHELAR	Reference : MEDIWHEEL	Registered On : Sep 29, 2023, 09:49 a.m.
Age / Sex : 53 years / Male	Organization Mediwheel	Collected On : Sep 29, 2023, 10:16 a.m.
LCID No : 323091371	Org ID : NA	Reported On : Sep 29, 2023, 03:21 p.m.
UID No : 95486	LIPID PROFILE LC	Specimen Type : Serum



Test Description	Value(s)	Unit(s)	Reference Range
------------------	----------	---------	-----------------

BIOCHEMISTRY

Triglycerides <i>By Enzymatic GPO/PAP Method</i>	159	mg/dl	Less than 150
Total Cholesterol <i>By CHOD-PAP Method</i>	196	mg/dl	UPTO 200
HDL Cholesterol <i>By Enzymatic Method</i>	48	mg/dl	40 - 60
VLDL Cholesterol	31.80	mg/dl	6 - 38
LDL Cholesterol	116.20	mg/dl	Upto 100
Cholesterol : HDL Cholesterol Ratio	4.08		Upto - 5
LDL Cholesterol/HDL Cholesterol Ratio	2.42		Upto 4

Total Cholesterol :	HDL-Cholesterol:
<i>Desirable : Less than 200 mg%</i>	<i>Desirable : More than 40 mg%</i>
<i>Borderline High : 200 - 239 mg% High : More than 239 mg%</i>	<i>Low : Less than 40 mg%</i>
LDL-Cholesterol (Non-protective cholesterol) :	Triglycerides :
<i>Optimal : Less than 100 mg% NearOptimal : 100 - 129 mg%</i>	<i>Normal : Less than 150 mg%</i>
<i>Borderline High : 130 - 159 mg%</i>	<i>Borderline : 150 - 199 mg%</i>
<i>High : 160 - 189 mg%</i>	<i>High : 200 - 499 mg%</i>
<i>Very High : More than 189 mg%</i>	<i>Very High : More than 499 mg%</i>

END OF REPORT




Dr. Vijay Varde
M.D.(Path) D.P.B
Consultant Pathologist

Report

Patient Name : MR. SANJAY
NAMDEO SHELAR
Age / Sex : 53 years / Male
LCID No : 323091371
UID No : 95486

Reference : MEDIWHEEL
Organization Mediwheel
Org ID : NA
Renal Function Test

Registered On : Sep 29, 2023, 09:49
a.m.
Collected On : Sep 29, 2023, 10:16
a.m.
Reported On : Sep 29, 2023, 03:21
p.m.
Specimen Type : Serum



Test Description	Value(s)	Unit(s)	Reference Range
BIOCHEMISTRY			
Urea <i>ByUrease Method</i>	17.76	mg/dl	10 - 38.5
BUN <i>BySerum By Urease with GLDH</i>	8.3	mg/dl	5 - 18
Creatinine <i>ByAlkaline Picrate-Kinetic</i>	1.19	mg/dl	0.7 - 1.3
Uric Acid <i>BySerum by Uricase Method</i>	6.6	mg/dl	2.6 - 6.0
Calcium <i>BySerum Cresolphthaleine complexona Method</i>	9.3	mg/dl	8.5 - 10.1
Phosphorus <i>ByPhosphomolybdate - UV Method</i>	3.9	mg/dl	2.5 - 4.9
Sodium <i>BySerum By ISE Method</i>	141	mEq/L	135 - 145
Potassium <i>BySerum by ISE Method</i>	4.3	mEq/l	3.5 - 5.5
Chloride <i>BySerum by ISE Method</i>	109	mEq/L	96 - 109
Proteins <i>ByBiuret Method</i>	7.5	g/dl	6.4 - 8.2
Albumin <i>ByBromocresol purple Method</i>	3.8	g/dl	3.4 - 5
Globulin	3.70	g/dl	1.8 - 3.6
A/G Ratio	1.03		1.5 - 3.5

END OF REPORT



Dr. Vijay Varde
M.D.(Path) D.P.B
Consultant Pathologist

Report

Patient Name : MR. SANJAY
NAMDEO SHELAR
Age / Sex : 53 years / Male
LCID No : 323091371
UID No : 95486

Reference : MEDIWHEEL
Organization Mediwheel
Org ID : NA

Registered On : Sep 29, 2023, 09:49
a.m.
Collected On : Sep 29, 2023, 10:16
a.m.
Reported On : Sep 29, 2023, 03:21
p.m.

LIVER FUNCTION TEST (LFT) LC

Sample Type : Serum

Test Description	Value(s)	Unit(s)	Reference Range
BIOCHEMISTRY			
Serum Bilirubin (Total) <i>ByDiazo Method</i>	1.20	mg/dl	0.2 - 1.0
Serum Bilirubin (Direct) <i>ByDiazo Method</i>	0.19	mg/dl	0.0 - 0.2
Serum Bilirubin (Indirect) <i>Calculated</i>	1.01	mg/dl	upto 0.90
S.G.O.T (AST) <i>BySerum By Enzymatic Method IFCC</i>	16	U/L	15 - 37
S.G.P.T <i>BySerum by Enzymatic Method</i>	40	U/L	16 - 63
Serum GGTP <i>ByEnzymatic Method</i>	66	U/L	15 - 85
Alkaline Phosphatase	66	U/L	46-116
Serum Proteins <i>ByBiuret Method</i>	7.5	g/dl	6.4 - 8.2
S. Albumin <i>ByBromocresol purple Method</i>	3.8	g/dl	3.4 - 5.0
Serum Globulin	3.70	gm/dl	1.8 - 3.6
A/G Ratio	1.03		1.5 - 3.5
Remark			

END OF REPORT



Dr. Vijay Varde
M.D.(Path) D.P.B
Consultant Pathologist

Report



Patient Name : MR. SANJAY NAMDEO
SHELAR
Age / Sex : 53 years / Male
LCID No : 323091371
UID No : 95486

Reference : MEDIWHEEL
Organization : Mediwheel
Org ID : NA

Registered On : Sep 29, 2023, 09:49 a.m.

Collected On : Sep 29, 2023, 10:16 a.m.

Reported On : Sep 29, 2023, 04:32 p.m.



PSA (Total)

Specimen Type : Serum

Test Description	Value(s)	Unit(s)	Reference Range
<u>IMMUNOASSAY</u>			
PSA - Prostate Specific Antigen, serum by CMIA	0.446	ng/ml	0.0 - 4.0

Test done on Abbott Architech i1000

END OF REPORT



A handwritten signature in black ink, appearing to read "Dr. Varde".

Dr. Vijay Varde
M.D.(Path) D.P.B
Consultant Pathologist