

CERTIFICATE OF MEDICAL FITNESS

This is to certify that I have conducted the clinical examination

of P. BALA SUBRANANYA USA on 25/3/23

After reviewing the medical history and on clinical examination it has been found that he/she is

	Tick
<ul style="list-style-type: none"> • <input checked="" type="checkbox"/> Medically Fit 	<input checked="" type="checkbox"/>
<ul style="list-style-type: none"> • <input type="checkbox"/> Fit with restrictions/recommendations <p>Though following restrictions have been revealed, in my opinion, these are not impediments to the job.</p> <p>1.....</p> <p>2.....</p> <p>3.....</p> <p>However the employee should follow the advice/medication that has been communicated to him/her.</p> <p>Review after _____</p>	<input type="checkbox"/>
<ul style="list-style-type: none"> • <input type="checkbox"/> Currently Unfit. <p>Review after _____ recommended</p>	<input type="checkbox"/>
<ul style="list-style-type: none"> • <input type="checkbox"/> Unfit 	<input type="checkbox"/>



Dr. Mithou Choudary
Medical Officer
The Apollo Clinic, (Location)

M.S. CHOUDARY, MBBS, D.L.O., M.S.
 MAGANTI CLINIC, ADARSH DIAGNOSTICS
 D.No: 29-3-23, Flat No: 102
 Sri Ranga Heights, Ground Floor
 Kaleswara Rao Road, Governorpet
 VIJAYAWADA-520 002. Ph: 66646

This certificate is not meant for medico-legal purposes

MER- MEDICAL EXAMINATION REPORT


Date of Examination	25/3/23		
NAME	P. BALA SUBRAMANYA		4511
AGE	45	Gender	MALE
HEIGHT(cm)	167	WEIGHT (kg)	86
B.P.	134/84		
ECG	NORMAL		
X Ray	NORMAL		
Vision Checkup	NORMAL - $\frac{6}{6}$ N - COLOR VISION		
Present Ailments	NIL		
Details of Past ailments (If Any)	NIL		
Comments / Advice : She / He is Physically Fit	FIT		
GOOD HEALTH			

Heart

M. S. Choudary

Signature with Stamp of Medical Examiner

M.S. CHOUDARY, MBBS, DLO, MCh.
 Registered No: 9747 (A.P. Med. Council),
 MAGANTI CLINIC, ADARSH DIAGNOSTICS
 D.No: 29-3-23, Flat No: 102
 Sri Ranga Heights, Ground Floor
 Kaleswara Rao Road, Governorpet
 VIJAYAWADA-520 002. Ph: 66646

 बैंक ऑफ़ बड़ोदा
Bank of Baroda


नाम पी बालसुब्रह्मण्य शास्त्री

Name P Bala Subramanya

EC No. 162086


नियंत्रित प्राधिकारी
Issuing Authority




धारक के हस्ताक्षर
Signature of Holder

dent

M. S. Choudary

M.S. CHOUDARY, MBBS, DLO, MCh
Registered No: 9747 (A.P. Med. Council,
MAGANTI CLINIC, ADARSH DIAGNOSTICS
D.No: 29-3-23, Flat No: 102
Sri Ranga Heights, Ground Floor
Kaleswara Rao Road, Governorpet
VIJAYAWADA-520 002. Ph: 66646



ADARSH DIAGNOSTICS

ISO 9001 : 2015 CERTIFIED

D.No. 29-3-23, Flat No : 102, Opp. I.V. Palace Road, Sri Ranga Heights,
Ground Floor, Kaleswara Rao Road, Governorpet,
VIJAYAWADA - 520 002. © (0866) 6664639, Fax : 2431916

BOB

Name of the life to be Assured:-P.B.S.SASTRY Age:-45/M

BLOOD EXAMINATION REPORT

T3	:	167 ng/dl
(N.VALUE)	:	70 - 204 ng/dl
T4	:	7.4 ug/dl
(N.VALUE)	:	5.5 -11.0ug/dl
THYROID STIMULATING HORMONE TSH	:	3.0 uIU/ml
(N.VALUE)	:	0.35-5.50 uIU/ml

Dated at Vijayawada on the 25TH day of MARCH 2023

(Pathologist/Dr.Incharge)

ADARSH DIAGNOSTICS

D.No: 29-3-23, Flat No: 102
SRI RANGA HEIGHTS, GROUND FLOOR
Kaleswara Rao Road, Governorpet
VIJAYAWADA-520 002. Ph: 6664639



ADARSH DIAGNOSTICS

ISO 9001 : 2015 CERTIFIED

D.No. 29-3-23, Flat No : 102, Opp. I.V. Palace Road, Sri Ranga Heights,
Ground Floor, Kaleswara Rao Road, Governorpet,
VIJAYAWADA - 520 002. © (0866) 6664639, Fax : 2431916

BOB

Name of the life to be Assured:-P.B.S.SASTRY Age:-45/M

BLOOD EXAMINATION REPORT

GLYCOSYLATED HEMOGLOBIN TEST : *HbA1c*
(MEAN BLOOD GLUCOSE LEVEL FOR THE LAST 2 MONTHS)

RESULT : 5.8 %

INTERPRETATION OF TEST

<i>HbA1c</i>		<i>%OF GLUCOSE CONTROL</i>
>10 %	:	POOR
9% - 10 %	:	FAIR
8% - 9%	:	GOOD
7% - 8%	:	CONTROL
6% - 7 %	:	NEAR NORMAL
<6	:	NON DIABETIC

Dated at Vijayawada on the 25TH day of MARCH 2023


(Pathologist/DR.Incharge)

ADARSH DIAGNOSTICS

D.No: 29-3-23, Flat No: 102
SRI RANGA HEIGHS, GROUND FLOOR
Kaleswara Rao Road, Governorpet
VIJAYAWADA-520 002. Ph: 6664639

X-RAY, ECG, E.E.G. PATHOLOGICAL, SEROLOGICAL, BIO-CHEMICAL, IMMUNOASSAY, BLOOD BANK,
TREAD- MILL STRESS TEST : ULTRA SOUND SCAN WITH 2-D ECHO CARDIOGRAPHY, HOLTER RECORD,
AUDIOMETRY AND 24 HOURS AMBULANCE, ENDOSCOPY



ADARSH DIAGNOSTICS

ISO 9001 : 2015 CERTIFIED

D.No. 29-3-23, Flat No : 102, Opp. I.V. Palace Road, Sri Ranga Heights,
Ground Floor, Kaleswara Rao Road, Governorpet,
VIJAYAWADA - 520 002. © (0866) 6664639, Fax : 2431916

BOB

Name of the life to be Assured:-P.B.S.SASTRY Age:-45/M

BLOOD EXAMINATION REPORT

CBC

TEST	RESULT	NORMAL RANGE
HAEMOGLOBIN(HGB)	: 13.0 gm%	(12.0 – 16.0 g/100ml)
P C V (HAEMATOCRIT)	: 39.0 gm%	(36 - 48 %)
MCV	: 81.12 CU.MM	(76 - 92 CU MM)
MCH	: 28.16MM.G	(27 - 32 MM G)
MCHC	: 31.0 %	(30 - 35 %)
RDW	: NORMAL	
M P V	: NORMAL	
INDICES	: NORMAL	
T R B C	: 3.53 miil/cumm	(3.9 – 6.5miil/cumm)
PLATELET COUNT	: 2.7 lakhs/c.mm	(1.5 - 4.0 lakshs/c.mm)
T W B C	: 8,300 cells/cumm	(4,000-10,000cells/cumm)
DIFFERENTIAL COUNT		
NEUTROPHILS	: 70 %	(40 - 74 %)
LYMPHOCYTES	: 26 %	(20 - 45%)
EOSINOPHILS	: 04 %	(2 - 06 %)
MONOCYTES	: ---	(00 - 02 %)
BASOPHILS	: ---	(< 1%)
E S R	: 16 mm/ 1st hour	(02 - 12mm/1 st hour)
GROUP	: "O"	
RH TYPE	: POSITIVE(+VE)	

Dated at Vijayawada on the 25TH day of MARCH 2023

(Pathologist/Dr. Incharge)

ADARSH DIAGNOSTICS

D.No: 29-3-23, Flat No: 102
SRI RANGA HEIGHTS, GROUND FLOOR
Kaleswara Rao Road, Governorpet
VIJAYAWADA-520 002. Ph: 6664639

X-RAY, ECG, E.E.G. PATHOLOGICAL, SEROLOGICAL, BIO-CHEMICAL, IMMUNOASSAY, BLOOD BANK,
TREAD- MILL STRESS TEST : ULTRA SOUND SCAN WITH 2-D ECHO CARDIOGRAPHY, HOLTER RECORD,
AUDIOMETRY AND 24 HOURS AMBULANCE, ENDOSCOPY



ADARSH DIAGNOSTICS

ISO 9001 : 2015 CERTIFIED

D.No. 29-3-23, Flat No : 102, Opp. I.V. Palace Road, Sri Ranga Heights,
Ground Floor, Kaleswara Rao Road, Governorpet,
VIJAYAWADA - 520 002. ☎ (0866) 6664639, Fax : 2431916

BOB

Name of the life to be Assured:-P.B.S.SASTRY Age:-45/M

URINE EXAMINATION REPORT

MACROSCOPY

QUANTITY	:	8.5ML
APPEARANCE	:	CLEAR
COLOUR	:	PALE YELLOW
SP GRAVITY	:	1.020
REACTION	:	ACIDIC

CHEMICAL

BILE SALTS	:	NEGATIVE(-VE)
BILE PIGEMENTS	:	NEGATIVE(-VE)
UROBILINOGEN	:	NORMAL
ACETONE	:	NEGATIVE(-VE)
OCCULT BLOOD	:	NEGATIVE(-VE)
ALBUMIN	:	NIL
URINE SUGAR	:	NIL

MICRO

R B C	:	NIL
CAST	:	NIL
PUS CELLS	:	2-3/HPF
E P CELLS	:	NIL
CRYSTALS	:	NIL
BACTERIA	:	NIL

Dated at Vijayawada on the 25TH day of MARCH 2023


(Pathologist/Dr.Incharge)

ADARSH DIAGNOSTICS

D.No: 29-3-23, Flat No: 102

SRI RANGA HEIGHTS, GROUND FLOOR

X-RAY, ECG, E.E.G. PATHOLOGICAL, SEROLOGICAL, BIO-CHEMICAL, IMMUNOASSAY, BLOOD BANK,
TREAD- MILL STRESS TEST : ULTRA SOUND SCAN WITH 2-D ECHO CARDIOGRAPHY, HOLTHER RECORD,
AUDIOMETRY AND 24 HOURS AMBULANCE, ENDOSCOPY



ADARSH DIAGNOSTICS

ISO 9001 : 2015 CERTIFIED

D.No. 29-3-23, Flat No : 102, Opp. I.V. Palace Road, Sri Ranga Heights,
Ground Floor, Kaleswara Rao Road, Governorpet,
VIJAYAWADA - 520 002. © (0866) 6664639, Fax : 2431916

BOB

Name of the life to be Assured:-P.B.S.SASTRY Age:-45/M

BLOOD EXAMINATION REPORT

FASTING BLOOD SUGAR(FBS):	81 mg%	(N.VALUE:60 – 100 mg%)
POST PRANDRLAL BLOOD SUGAR:	129 mg%	(N.VALUE:60-150 mg%)
S.CHOLESTEROL	: 188 mg%	(N.VALUE:130 – 250 mg%)
S.TRIGLY CERIDES	: 156 mg%	(N.VALUE:UP TO 175 mg%)
HDL	: 47.2 mg%	(N.VALUE:35 – 55 mg%)
V L D L	: 31.8 mg%	(N.VALUE: UP TO 30 mg%)
LDL	: 110.2	(N.VALUE:UP TO 150 mg%)
UREA	: 24 mg%	(N.VALUE:10 – 50 mg%)
BUN	: 16 mg%	(N.VALUE:08 – 20 mg%)
S.CREATININE	: 0.8 mg%	(N.VALUE:0.5 – 1.6 mg%)
S.PROTEINS	: 7.2 gms%	(N.VALUE:6.0 – 8.0 gms%)
ALBUMIN	: 4.6 gms%	(N.VALUE:3.5 – 5.6 gms%)
GLOBULIN	: 2.6 gms%	(N.VALUE:2.0 – 3.6 gms%)
A.G. RATIO	: 1.76	
S.URIC ACID	: 5.4 mg%	(N.VALUE:2.5 – 7.0 mg%)
S.BILIRUBIN	: 0.9 mg%	(N.VALUE: 0.2 – 1.2 mg%)
DIRECT BILIRUBIN	: 0.1 mg%	(N.VALUE:0.0 – 0.2 mg%)
INDIRECT BILIRUBIN	: 0.8 mg%	
S G O T	: 32 IU/ML	(N.VALUE:8 – 35 IU/ML)
S G P T	: 35 IU/ML	(N.VALUE:13 – 40 IU/ML)
S.ALKLINE PHOSPHATESE	: 8.4 KA UNITES	(N.VALUE:4 – 11 KA UNITES)
GGTP	: 15 IU/ML	(N.VALUE:4 – 24 IU/ML)
Hbs Ag	: NEGATIVE(-VE)	

Dated at Vijayawada on the 25TH day of MARCH 2023

(Pathologist/Dr.Inchrge)

ADARSH DIAGNOSTICS

D.No: 29-3-23, Flat No: 102
SRI RANGA HEIGHTS, GROUND FLOOR
Kaleswara Rao Road, Governorpet
VIJAYAWADA-520 002. Ph: 6664639

X-RAY, ECG, E.E.G. PATHOLOGICAL, SEROLOGICAL, BIO-CHEMICAL, IMMUNOASSAY, BLOOD BANK,
TREAD- MILL STRESS TEST : ULTRA SOUND SCAN WITH 2-D ECHO CARDIOGRAPHY, HOLTER RECORD,
AUDIOMETRY AND 24 HOURS AMBULANCE, ENDOSCOPY



ADARSH DIAGNOSTICS

ISO 9001 : 2015 CERTIFIED

D.No. 29-3-23, Flat No : 102, Opp. I.V. Palace Road, Sri Ranga Heights,
Ground Floor, Kaleswara Rao Road, Governorpet,
VIJAYAWADA - 520 002. © (0866) 6664639, Fax : 2431916

BOB

Name of the life to be Assured:- P.B.SUBRAMANYA SASTRY Age:- 45/M

ECG REPORT

<i>RATE</i>	:	<i>89 bpm</i>
<i>RHYTHM</i>	:	<i>SINUS</i>
<i>P</i>	:	<i>NORMAL</i>
<i>P R INTERVAL</i>	:	<i>166 ms</i>
<i>Q R S INTERVAL</i>	:	<i>97 ms</i>
<i>S T SEGEMENT</i>	:	<i>ISO ELECTRIC</i>
<i>T WAVES</i>	:	<i>NORMAL</i>
<i>Q WAVES</i>	:	<i>NIL</i>
<i>HYPERTRPHY</i>	:	<i>NO</i>
<i>Q T</i>	:	<i>344 ms</i>
<i>Q R S AXIS</i>	:	<i>-18 Deg</i>
<i>IMPRESSION</i>	:	<i>BLAD</i> <i>OTHERS NORMAL ECG</i>

Dated at Vijayawada on the 25th day of march 2023

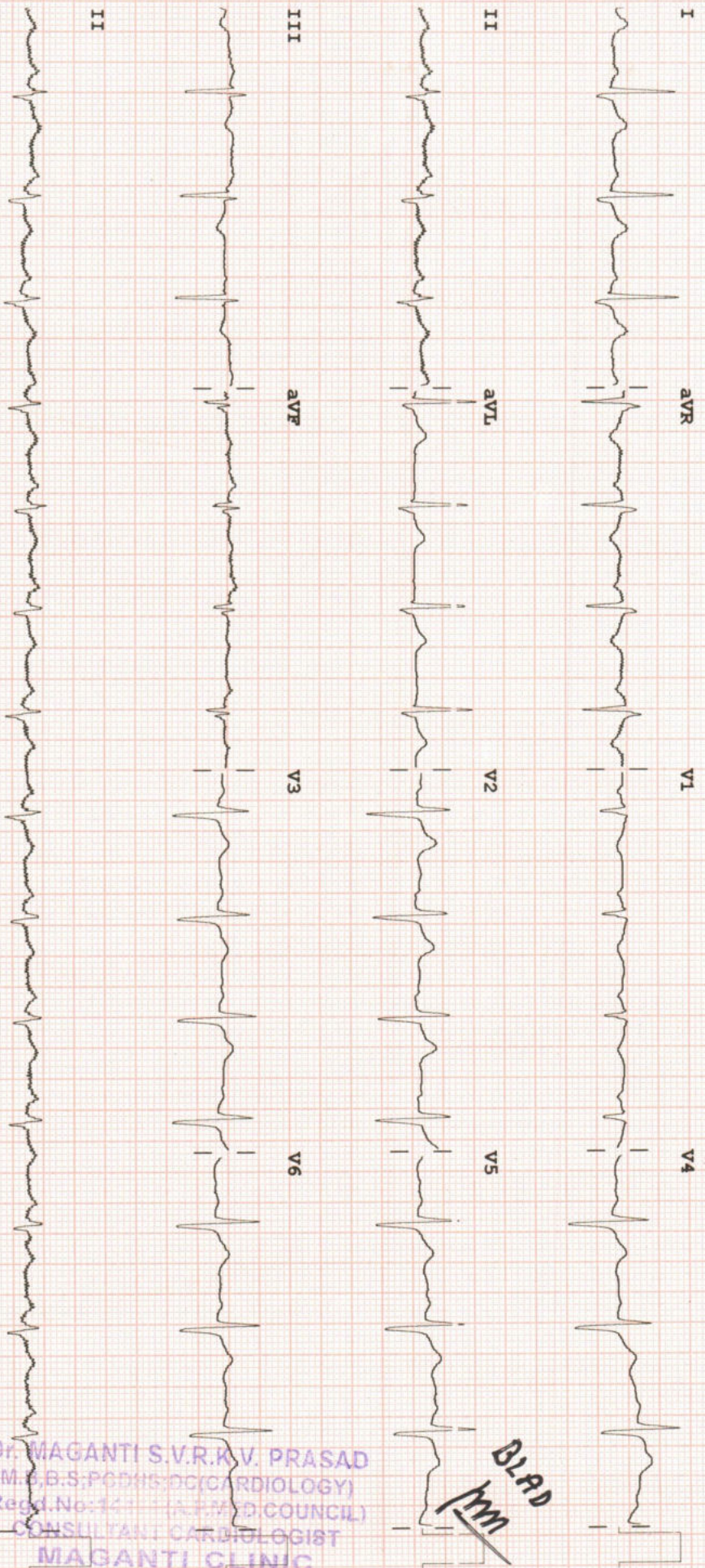
CONSULTANT CARDIOLOGIST
Dr. MAGANTI S.V.R.K.V. PRASAD
M.B.B.S;PGDHS;DC(CARDIOLOGY)
Regd.No:14611 (A.P.MED.COUNCIL)
CONSULTANT CARDIOLOGIST
MAGANTI CLINIC
VIJAYAWADA.

X-RAY, ECG, E.E.G. PATHOLOGICAL, SEROLOGICAL, BIO-CHEMICAL, IMMUNOASSAY, BLOOD BANK,
TREAD- MILL STRESS TEST : ULTRA SOUND SCAN WITH 2-D ECHO CARDIOGRAPHY, HOLTER RECORD,
AUDIOMETRY AND 24 HOURS AMBULANCE, ENDOSCOPY

Rate 89 . Sinus rhythm.....normal P axis, V-rate 50- 99
 PR 166 . Probable left atrial enlargement..... P >50ms, <-0.10mV V1
 QRS 97 . Borderline left axis deviation..... QRS axis (-15, -29)
 QT 344
 QTc 419
 ---AXIS---

P 47
 QRS -18
 T 6
 12 Lead: standard Placement

- BORDERLINE ECG -
 Requested by: BOB
 Unconfirmed Diagnosis



Device: Speed: 25 mm/sec Limb: 10 mm/mV Chest: 10.0 mm/mV

F 60~ 0.15-100 Hz

PH100B CL P?

DR. MAGANTI S.V.R.K.V. PRASAD
 M.B.S., PCDMS, DC(CARDIOLOGY)
 Regd. No: 147 (N.M.D. COUNCIL)
 CONSULTANT CARDIOLOGIST
 MAGANTI CLINIC
 VIJAYAWADA.

BLAD
 Pmm



ADARSH DIAGNOSTICS

ISO 9001 : 2015 CERTIFIED

D.No. 29-3-23, Flat No : 102, Opp. I.V. Palace Road, Sri Ranga Heights,
Ground Floor, Kaleswara Rao Road, Governorpet,
VIJAYAWADA - 520 002. © (0866) 6664639, Fax : 2431916

BOB

Name of the life to be Assured:- P.B.SUBRAMANYA SASTRY Age:- 45/M

X-RAY CHEST AP VIEW

CARDIAC SIZE IS NORMAL.

LUNG FIELDS ARE CLEAR

BOTH HILA ARE NORMAL

C.P ANGLES ARE CLEAR

NO BONY LESION

IMPRESSION: NORMAL STUDY

Dated at Vijayawada on the 25th day of MARCH 2023

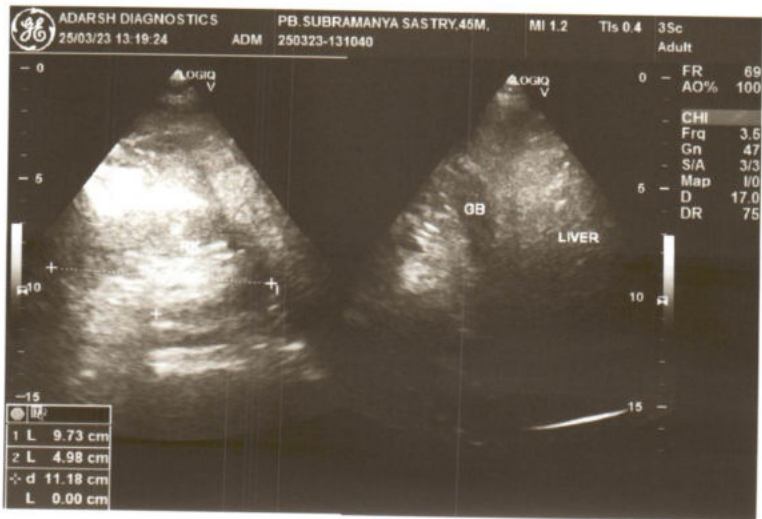

CONSULTANT RADIOLOGIST/Dr.Incharge

DR. G. PRASADA RAO

MBBS, DMRD

Rg. No: 17266

Consulting Radiologist





ADARSH DIAGNOSTICS

ISO 9001 : 2015 CERTIFIED

D.No. 29-3-23, Flat No : 102, Opp. I.V. Palace Road, Sri Ranga Heights,
Ground Floor, Kaleswara Rao Road, Governorpet,
VIJAYAWADA - 520 002. © (0866) 6664639, Fax : 2431916

BOB

PATIENT NAME:P.B.SUBRAMANYA SASTRY DATE:25/03/2023
REF. Dr. : AGE:45 ; SEX:M

ULTRASONOGRAM OF TOTAL ABDOMEN

LIVER NORMAL IN SIZE WITH HOMOGENOUS PARENCHYMAL ECHOTEXTURE. NO MASS OR CYST IN LIVER.NO DILATATION OF INTRA HEPATIC BILIARY RADICLES.

GALL BLADDER : NORMAL. NO CALCULI. NO MASS LESION DISTENDED

PANCREAS : NORMAL. NO CALCULI. NO MASS LESION.

C B D : NORMAL. NO CALCULI.

PORTAL VEIN : NORMAL MEASURES 09 MM.

SPLEEN : NORMAL WITH HOMOGENOUS PARENCHYMAL ECHOTEXTURE MEASURED 98 MM.

DIAPHRAGM : BOTH DOMES MOVING WELL WITH RESPIRATION. NO SUB DIAPHRAGMATIC PATHOLOGY.

RIGHT KIDNEY : SIZE 9.7 X 4.9 CMS. NORMAL IN SIZE AND ECHOPATTERN, C.M.D MAINTAINED. P.C.S.NORMAL, NO CALCULI NO HYDRONEPHROSIS. URETER NOT DILATED.

LEFT KIDNEY : SIZE 10.0 X 5.2 CMS. NORMAL IN SIZE AND ECHOPATTERN.C.M.D.MAINTAINED. PCS NORMAL.NO CALCULI NO HYDRONEPHROSIS. URETER NOT DILATED.

URINARY BLADDER : NORMAL .NO CALCULI. NO MASS LESION.
PROSTATE : NORMAL IN SIZE AND ECHOTEXTURE .
OTHERS : NIL
IMPRESSION : NORMAL STUDY.
TO CORRELATE CLINICALLY.

Dr. N. Sree
Dr. INCHARGE
ADARSH DIAGNOSTICS
D.No: 29-3-23, Flat No: 102
SRI RANGA HEIGH. *, GROUND FLOOR
Kaleswara Rao Road, Governorpet
VIJAYAWADA-520 002. Ph: 6664639

X-RAY, ECG, E.E.G. PATHOLOGICAL, SEROLOGICAL, BIO-CHEMICAL, IMMUNOASSAY, BLOOD BANK,
TREAD- MILL STRESS TEST : ULTRA SOUND SCAN WITH 2-D ECHO CARDIOGRAPHY, HOLTER RECORD,
AUDIOMETRY AND 24 HOURS AMBULANCE, ENDOSCOPY



ADARSH DIAGNOSTICS

ISO 9001 : 2015 CERTIFIED

D.No. 29-3-23, Flat No : 102, Opp. I.V. Palace Road, Sri Ranga Heights,
Ground Floor, Kaleswara Rao Road, Governorpet,
VIJAYAWADA - 520 002. © (0866) 6664639, Fax : 2431916

BOB

Name of the life to be Assured:P.B.S.SASTRY Age:-45/M

2 - D ECHOCARDIOGRAPHY

AORTA	:	3.1 CM	LEFT ATRIUM: 3.5 CMS
LEFT VENTRICLE	:	5.0 X 3.0 CM	IVS: 1.2CM LVPW :1.3 CMS
			LVEF:64%
MITRAL VALVE	:	NORMAL	
AORTIC VALVE	:	NORMAL	
TRICUSPID VALVE	:	NORMAL	
PULMONARY VALVE	:	NORMAL	
RIGHT ATRIUM	:	NORMAL	
RIGHT VENTRICLE	:	NORMAL	
PULMONARY ARTERY	:	NORMAL	
PERICARDIUM	:	NORMAL	
IAS	:	INTACT	
IVS	:	INTACT	
OTHERS	:	NIL	
DOPPLER STUDY	:	MV :E<A /NO TR AJV:1.2M/SEC PJV:1.4M/SEC	
IMPRESSION	:	NO RWMA GOOD LV FUNCTION (EF :64%) NORMAL SIZED CHAMBERS.	

Dated at Vijayawada on the 25th day of MARCH 2023

CONSULTANT CARDIOLOGIST

Dr. MAGANTI S.V.R.K.V. PRASAD

M.B.,B.S.;PGDHS;DC(CARDIOLOGY)

Regd.No:14414 (A.P.MED.COUNCIL)

CONSULTANT CARDIOLOGIST

MAGANTI CLINIC

VIJAYAWADA.

X-RAY, ECG, E.E.G. PATHOLOGICAL, SEROLOGICAL, BIO-CHEMICAL, IMMUNOASSAY, BLOOD BANK,
TREAD- MILL STRESS TEST : ULTRA SOUND SCAN WITH 2-D ECHO CARDIOGRAPHY, HOLTER RECORD,
AUDIOMETRY AND 24 HOURS AMBULANCE, ENDOSCOPY

