

12-Aug-2023 8:09:18 am
21.1869N 72.7937E

Adajan Gam
Surat

Altitude:-19.8m
varashaben

Index number: 5929



ભારત સરકાર

Government of India



વર્ષાબેન હિતેન્દ્ર ઠાકોર

Varshaben Hitendra Thakor

જન્મ તારીખ / DOB : 20/12/1980

સ્ત્રી / Female



5830 4622 8438

આધાર - સામાન્ય માણસનો અધિકાર



भारतीय विशिष्ट ओळखाए प्राधिकरण

Unique Identification Authority of India

सरनामूं: -, राजपूत इलियु, सायण, -, सयन,
सायण, सुरत, गुजरात, 394130

Address: -, RAJPUT FALIYU, SAYAN, -,
Sayan, Sayan, Surat, Gujarat, 394130

5830 4622 8438



1947
1800 300 1947



help@uidai.gov.in

WWW

www.uidai.gov.in



Name	VARSHABEN H THAKOR	Age/Gender	42Yrs/Female
Reg No.	8758/23	Receipt No	5278
Referred By	Bank of Baroda (BOB) - MEDI WHEEL(PKG10000243)	Mode of Payment	CREDIT
Collection Type	CENTER	Collection DateTime	12-Aug-2023 08:18 AM

PAP SMEAR - 12082376 Released at 16-Aug-2023 01:40 PM

Parameter	Result	Biological Ref.Range	Method
-Pap Smear Report	<p>PAP SMEAR:</p> <p>Specimen Two unstained slides received for pap smear evaluation</p> <p>Gross description Received two unstained slides for pap smear examination. Papanicolou stain done.</p> <p>Microscopic Description Smears are satisfactory for cellularity. Endocervical cells/ Transformation zone is Absent. There is presence of many sheets & singly scattered superficial and intermediate cells seen. No parasites/fungi. No evidence of intraepithelial lesion or malignancy.</p> <p>Diagnosis PAP smear- Negative for intraepithelial lesion malignancy – NILM. (The Bethesda system for the reporting of cervical cytology-2014). Note-The pap test is a screening procedure to aid in the detection of cervical cancer and its precursors</p>		

Revival Diagnostics

401-Aqua Corridor,
Beside Star Bazar, Adajan,
Surat-395009. Mo. 9825947717

Sg

Dr. Shivangi Gandhi
M.B.B.S, M.D (Pathology)

Laboratory Test Result are Subject to technical limitation and should be clinically correlate for final diagnosis

Varsha
Ben
Thakor

REVIVAL DIAGNOSTICS



HEALTH CHECK-UP SUMMARY

Name : Varshaben Thakor

Date : 12/08/2023

Email ID :

Sex : F Age : 42 Years Contact No: 9512273448 Remarks :

Under-weight	<input type="checkbox"/>
Normal	<input type="checkbox"/>
Over-weight	<input checked="" type="checkbox"/>

i> BMI

Height (in Cm) : <u>151</u>	Weight (in Kg) : <u>63</u>	BMI: <u>27.6</u>
-----------------------------	----------------------------	------------------

ii> Blood Pressure & Pulse

130/90 mm/hg
76 Min

If high or low, whether the person is on medication : YES / NO

iii> Blood Tests & Lung Function Remarks

Ps
CVS
CNS }

If abnormal, whether the person is on medication : YES / NO

iv> Eye Test Remarks

Eye Test : R G16 L G16 with specs
Color Vision: 2

v> Heart Disease

Whether any specific heart ailment detected (ECG findings) :
normal

vi> Any other problems needing attention / Overall Assessment :

HTN - last 3-4 yrs.

Patel
Dr. Chirag Patel
M.B.B.S. G-49432

Signature of the Doctor

સાક્ષર. વર્ષા ૨૫૨૧.

Laboratory Test Result are Subject to technical limitation and should be clinically correlate for final diagnosis

Revival Diagnostic
401, Aqua Corridor,
B/s. Star Bazar, Surat-395009
Mo. 91062-28601

☎ 0261 2747788, 9825947712 ✉ revivaldiagnostics.surat@gmail.com 🌐 www.revivaldiagnostics.com

This medical report is not intended for medico-legal purposes.



NAME: Varshaben Thakor SEX: F
BIRTHDATE: 20/12/1980 AGE: 42

DEPARTMENT OF OPHTHALMOLOGY

EYE TEST:

1. VISION:

RIGHT EYE - 6/6 *with spec*
LEFT EYE - 6/6

2. COLOR VISION:

RIGHT EYE - *2*
LEFT EYE - *2*

3. FUNDUS:

RIGHT EYE - *2*
LEFT EYE - *2*

REMARKS:

Revival Diagnostic
401, Aqua Corridor,
B/s. Star Bazar, Surat-395009
Ophthalmologist/Optomtrist
Mo. 91062-28001

Laboratory Test Result are Subject to technical limitation and should be clinically correlate for final diagnosis



Name	VARSHABEN H THAKOR	Age/Gender	42Yrs/Female
Reg No.	8758/23	Receipt No	5278
Referred By	Bank of Baroda (BOB) - MEDI WHEEL(PKG10000243)	Mode of Payment	CREDIT
Collection Type	CENTER	Collection DateTime	12-Aug-2023 08:18 AM

BLOOD GROUP - 12082377 Released at 12-Aug-2023 12:36 PM

Parameter	Result	Biological Ref.Range	Method
-Blood Group	"O"		
-Rh Factor	POSITIVE		

CBC - 12082374 Released at 12-Aug-2023 01:18 PM

Parameter	Result	Biological Ref.Range	Method
-Haemoglobin	11.4 gm/dL	L (12 - 16 gm/dL)	Auto
-RBC Count	4.78 mill/cumm	(4.2 - 5.4 mill/cumm)	Auto
-Total WBC Count	9300 /cumm	(4000 - 10000 /cumm)	Auto
-Platelet Count	4.42 lakh/cumm	(1.5 - 4.5 lakh/cumm)	Auto

Blood Indices

-HCT	36.7 %	L (40 - 55 %)	Auto
-MCV	76.7 fl	L (80 - 92 fl)	Auto
-MCH	23.9 pg	L (27 - 31 pg)	Auto
-MCHC	31.1 gm/dL	L (32 - 36 gm/dL)	Auto
-RDW	14.8 %	(11 - 15 %)	Auto

Diff WBC Count

-Polymorphs	61 %	(40 - 80 %)	Microscopically
-Lymphocytes	34 %	(20 - 40 %)	Microscopically
-Eosinophils	03 %	(1 - 6 %)	Microscopically
-Monocytes	02 %	(2 - 7 %)	Microscopically
-Basophils	00 %	(0 - 1 %)	Microscopically
-PLATELET ON SMEAR	Adequate		Microscopically
-MALARIAL PARASITES	Malarial Parasites Not Detected		Microscopically

[Test performed on Fully Automated Hematology Analyzer ERBA H-360]

Revival Diagnostics

401-Aqua Corridor,
Beside Star Bazar, Adajan,
Surat-395009. Mo. 9825947717

Sa

Dr. Shivangi Gandhi
M.B.B.S, M.D (Pathology)

Laboratory Test Result are Subject to technical limitation and should be clinically correlate for final diagnosis

4th Floor, Aqua Corridor, Hazira Road, Adajan Pal, Surat-395009.

0261 2747788, 9825947712 revivaldiagnostics.surat@gmail.com www.revivaldiagnostics.com

This medical report is not intended for medico-legal purposes.



Name	VARSHABEN H THAKOR	Age/Gender	42Yrs/Female
Reg No.	8758/23	Receipt No	5278
Referred By	Bank of Baroda (BOB) - MEDI WHEEL(PKG10000243)	Mode of Payment	CREDIT
Collection Type	CENTER	Collection DateTime	12-Aug-2023 08:18 AM

ESR - 12082374 Released at 12-Aug-2023 01:23 PM

Parameter	Result	Biological Ref.Range	Method
-E.S.R	08 mm/hr	(3 - 15 mm/hr)	



Revival Diagnostics

401-Aqua Corridor,
Beside Star Bazar, Adajan,
Surat-395009, Mo. 9825947712

Dr. Shivangi Gandhi
M.B.B.S, M.D (Pathology)

Laboratory Test Result are Subject to technical limitation and should be clinically correlate for final diagnosis

📍 4th Floor, Aqua Corridor, Hazira Road, Adajan Pal, Surat-395009.

☎ 0261 2747788, 9825947712 ✉ revivaldiagnostics.surat@gmail.com 🌐 www.revivaldiagnostics.com

This medical report is not intended for medico-legal purposes.



Name	VARSHABEN H THAKOR	Age/Gender	42Yrs/Female
Reg No.	8758/23	Receipt No	5278
Referred By	Bank of Baroda (BOB) - MEDI WHEEL(PKG10000243)	Mode of Payment	CREDIT
Collection Type	CENTER	Collection DateTime	12-Aug-2023 08:18 AM

FBS & PPBS - 12082375 Released at 12-Aug-2023 02:17 PM

Parameter	Result	Biological Ref.Range	Method
-Fasting Blood Sugar (FBS)	92 mg/dL	70-100 mg/dl Impaired Tolerance:100-125 Diabetes Mellitus:>=126 (On more than one occasion) (American diabetes association guidelines 2022)	
-Fasting Urine Sugar	Absent		
-Fasting Urine Acetone	Absent		
-PPBS	105 mg/dL	(90 - 140 mg/dL)	
-PP2BS URINE SUGAR	Absent		
-PP2BS URINE ACETONE	Absent		

HBA1C - 12082374 Released at 12-Aug-2023 02:17 PM

Parameter	Result	Biological Ref.Range	Method
-HBA1C	5.3 %	HbA1C Degree of Glucose Control <5.6 % Non Diabetics 5.7 - 6.4 % Prediabetics > =6.5 % Diabetics (REF:Wallace, 11th Edition) REMARKS: 6 - 7 % Excellent Control 7 - 8 % Good Control 8 - 10 % Unsatisfactory Control >10 % Poor Control	Boronate Affinity
-Method[]		High Performance Liquid Chromatography (HPLC)	

Revival Diagnostics

401-Aqua Corridor,
Beside Star Bazar, Adajan,
Surat-395009. Mo. 9825947717

Sg

Dr. Shivangi Gandhi
M.B.B.S, M.D (Pathology)

Laboratory Test Result are Subject to technical limitation and should be clinically correlate for final diagnosis

4th Floor, Aqua Corridor, Hazira Road, Adajan Pal, Surat-395009.

0261 2747788, 9825947712 revivaldiagnostics.surat@gmail.com www.revivaldiagnostics.com

This medical report is not intended for medico-legal purposes.



Name	VARSHABEN H THAKOR	Age/Gender	42Yrs/Female
Reg No.	8758/23	Receipt No	5278
Referred By	Bank of Baroda (BOB) - MEDI WHEEL(PKG10000243)	Mode of Payment	CREDIT
Collection Type	CENTER	Collection DateTime	12-Aug-2023 08:18 AM

LIVER FUNCTION TEST (LFT) - 12082377 Released at 12-Aug-2023 01:13 PM

Parameter	Result	Biological Ref.Range	Method
-Serum Total Bilirubin	0.5 mg/dL	(0 - 1.3 mg/dL)	Diazo
-Serum Direct Bilirubin	0.2 mg/dL	(0 - 0.4 mg/dL)	Diazo
-Serum InDirect Bilirubin	0.3 mg/dL	(0.1 - 1.3 mg/dL)	Calculated
-Total Protein (TP)	6.6 gm/dL	(6.4 - 8.3 gm/dL)	Biuret
-Albumin (ALB)	4.2 gm/dL	(3.5 - 5.2 gm/dL)	BCG
-Globulin	2.4 gm/dL	(2.3 - 3.6 gm/dL)	Calculated
-A/G Ratio	1.75 gm/dL	(1 - 2.3 gm/dL)	Calculated
-SGPT(ALT)	13 U/L	(5 - 45 U/L)	IFCC, Kinetic without Pyridoxal Phosphate
-SGOT (AST)	20 U/L	(0 - 35 U/L)	IFCC, Without Pyridoxal Phosphate
-Alkaline Phosph.	73 U/L	(42 - 128 U/L)	ALP-AMP
-GGT	16 U/L	(5 - 50 U/L)	Glupa-C

[Test performed on Fully Automated Biochemistry Analyzer ERBA EM200]

Revival Diagnostics

401-Aqua Corridor,
Beside Star Bazar, Adajan,
Surat-395009. Mo. 9825947717

Dr. Shivangi Gandhi
M.B.B.S, M.D (Pathologist)

Laboratory Test Result are Subject to technical limitation and should be clinically correlate for final diagnosis

4th Floor, Aqua Corridor, Hazira Road, Adajan Pal, Surat-395009.

0261 2747788, 9825947712 revivaldiagnostics.surat@gmail.com www.revivaldiagnostics.com

This medical report is not intended for medico-legal purposes.



Name	VARSHABEN H THAKOR	Age/Gender	42Yrs/Female
Reg No.	8758/23	Receipt No	5278
Referred By	Bank of Baroda (BOB) - MEDI WHEEL(PKG1000243)	Mode of Payment	CREDIT
Collection Type	CENTER	Collection DateTime	12-Aug-2023 08:18 AM

Creatinine - 12082377 Released at 12-Aug-2023 01:14 PM

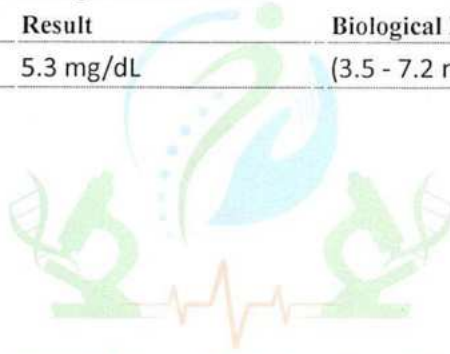
Parameter	Result	Biological Ref.Range	Method
-Creatinine	0.8 mg/dL	(0.6 - 1.14 mg/dL)	ENZYMATIC

BUN - 12082377 Released at 12-Aug-2023 12:53 PM

Parameter	Result	Biological Ref.Range	Method
-Blood Urea Nitrogen (BUN)	7 mg/dL	(6 - 20 mg/dL)	Calculated

Uric Acid - 12082373 Released at 12-Aug-2023 01:14 PM

Parameter	Result	Biological Ref.Range	Method
-Uric Acid	5.3 mg/dL	(3.5 - 7.2 mg/dL)	Uricase-POD



REVIVAL
DIAGNOSTICS

Revival Diagnostics

401-Aqua Corridor,
Beside Star Bazar, Adajan,
Surat-395009. Mo. 9825947717

Dr. Shivangi Gandhi
M.B.B.S, M.D (Pathology)

Laboratory Test Result are Subject to technical limitation and should be clinically correlate for final diagnosis

4th Floor, Aqua Corridor, Hazira Road, Adajan Pal, Surat-395009.

0261 2747788, 9825947712 revivaldiagnostics.surat@gmail.com www.revivaldiagnostics.com

This medical report is not intended for medico-legal purposes.



Name	VARSHABEN H THAKOR	Age/Gender	42Yrs/Female
Reg No.	8758/23	Receipt No	5278
Referred By	Bank of Baroda (BOB) - MEDI WHEEL(PKG1000243)	Mode of Payment	CREDIT
Collection Type	CENTER	Collection DateTime	12-Aug-2023 08:18 AM

Lipid Profile - 12082377 Released at 12-Aug-2023 01:14 PM

Parameter	Result	Biological Ref.Range	Method
-Serum Cholesterol	176 mg/dL	Desirable < 200 mg/dl Borderline High : 200-239 mg/dl High : > 240 mg/dl	CHOD-PAP
-Serum Triglyceride	167 mg/dL	Normal < 150 mg/dl Borderline High : 150 - 199 mg/dl High : 200 - 499 mg/dl Very High : 500 mg/dl	GPO-POD Method
-Serum HDLD(Direct)	38 mg/dL	Normal :> 55 mg/dl Borderline : 35-55 mg/dl Undesirable: < 35 mg/dl	PVS-PEGME Precipitation with CHOD-POD
-Serum VLDL	33 mg/dL	H (5 - 30 mg/dL)	Calculated
-Serum LDLD(Direct)	105 mg/dL	Optimal:< 100 mg/dl Above Optimal : 100- 129 mg/dl Borderline High : 130-159 mg/dl High : > 160-189mg/dl Very High : >190 mg/dl	Calculated
-Chol/HDL	4.63	Low risk: <3.8 Medium Risk: 3.8 to 5.9 High Risk: > 6	Calculated
-LDL/Chol	1.68	Low risk: <3.55 Medium Risk: 3.55 to 4.0 High Risk: > 6	Calculated

[Test performed on Fully Automated Biochemistry Analyzer ERBA EM200]

Revival Diagnostics

401-Aqua Corridor,
Beside Star Bazar, Adajan,
Surat-395009. Mo. 9825947712

Sg

Dr. Shivangi Gandhi
M.B.B.S, M.D (Pathology)

Laboratory Test Result are Subject to technical limitation and should be clinically correlate for final diagnosis

4th Floor, Aqua Corridor, Hazira Road, Adajan Pal, Surat-395009.

0261 2747788, 9825947712 revivaldiagnostics.surat@gmail.com www.revivaldiagnostics.com

This medical report is not intended for medico-legal purposes.



Name	VARSHABEN H THAKOR	Age/Gender	42Yrs/Female
Reg No.	8758/23	Receipt No	5278
Referred By	Bank of Baroda (BOB) - MEDI WHEEL(PKG10000243)	Mode of Payment	CREDIT
Collection Type	CENTER	Collection DateTime	12-Aug-2023 08:18 AM

Urine Routine & Micro Examination - 12082379 Released at 12-Aug-2023 12:48 PM

Parameter	Result	Biological Ref.Range	Method
<u>Physical Examination</u>			
-Quantity	30		Manual
-Colour	Pale Yellow	Pale Yellow	Manual
-Appearance	Clear	Clear	Manual
-Reaction (pH)	Acidic		Dipstick
-Specific Gravity	1.030		Dipstick
<u>Chemical Examination</u>			
-Sugar	Absent		Dipstick
-Acetone.	Absent		Dipstick
-Bile Salts	Absent	Absent	Dipstick
-Bile Pigments	Absent	Absent	Dipstick
-Occult Blood Test (OBT).	Negative		Dipstick
<u>Microscopic Examination</u>			
-Pus Cells	2-3		Microscopically
-Red Blood Cells	Absent		Microscopically
-Epithelial Cells	1-2		Microscopically
-Bacteria.	Absent		Microscopically
-Crystals	Absent	Absent	Microscopically
-Others	NIL	Absent	Microscopic Examination

Revival Diagnostics

401-Aqua Corridor,
Beside Star Bazar, Adajan,
Surat-395009. Mo. 9825947717

Dr. Shivangi Gandhi
M.B.B.S, M.D (Pathology)

Laboratory Test Result are Subject to technical limitation and should be clinically correlate for final diagnosis

📍 4th Floor, Aqua Corridor, Hazira Road, Adajan Pal, Surat-395009.

☎ 0261 2747788, 9825947712 ✉ revivaldiagnostics.surat@gmail.com 🌐 www.revivaldiagnostics.com

This medical report is not intended for medico-legal purposes.



Name	VARSHABEN H THAKOR	Age/Gender	42Yrs/Female
Reg No.	8758/23	Receipt No	5278
Referred By	Bank of Baroda (BOB) - MEDI WHEEL(PKG10000243)	Mode of Payment	CREDIT
Collection Type	CENTER	Collection DateTime	12-Aug-2023 08:18 AM

Total T3 T4 TSH - 12082377 Released at 12-Aug-2023 12:58 PM

Parameter	Result	Biological Ref.Range	Method
-Total T3	1.09 ng/ml	(0.87 - 1.78 ng/ml)	Fluorescence Enzyme Immunoassay
-Total T4	7.14 ug/dl	(4.6 - 11 ug/dl)	Fluorescence Enzyme Immunoassay
-TSH	5.71 uIU/ml	H 0.50 - 5.50 uIU/ml 5.5 to 15 ul U/ml - Suggested Clinical co-relation or Repeat test with new sample as physiological factors can give false high TSH Above 15uIU/ml Hypothyroid PREGNANT WOMEN normal ranges for TSH: 1st Trimester : 0.0878 - 2.8293 uIU/ml 2nd Trimester : 0.1998 - 2.7915 uIU/ml 3rd Trimester : 0.307 - 2.9028 uIU/ml Ref: TIETZ Fundamentals of Clinical Chemistry	Fluorescence Enzyme Immunoassay

[Test performed on Fully Automated Immunology Analyzer Maglumi-600]

Revival Diagnostics

401-Aqua Corridor,
Beside Star Bazar, Adajan,
Surat-395009. Mo. 9825947717

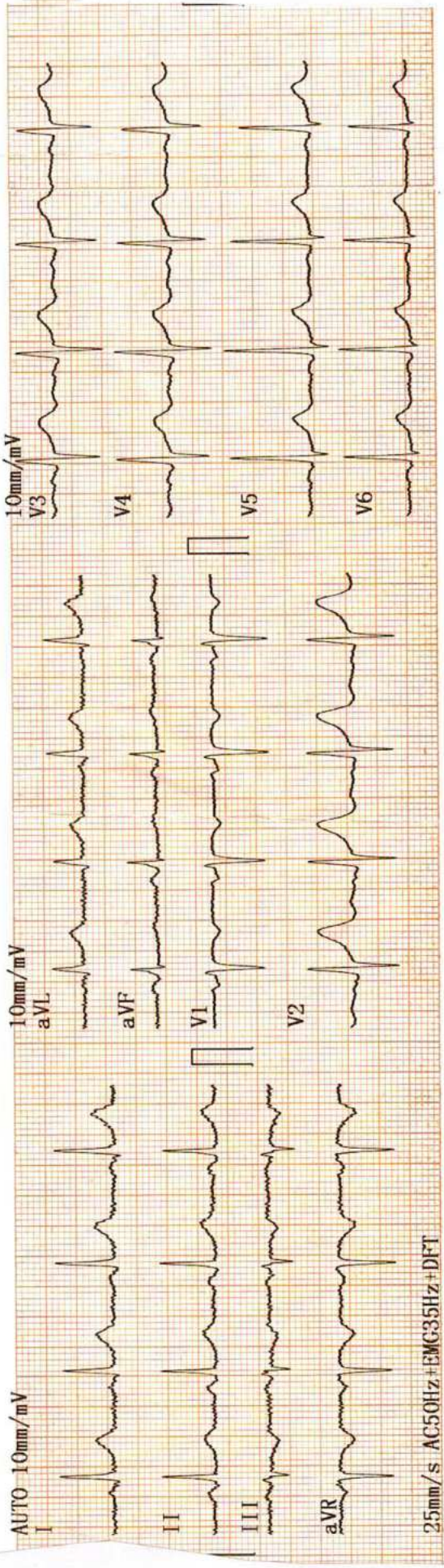
Dr. Shivangi Gandhi
M.B.B.S, M.D (Pathology)

Laboratory Test Result are Subject to technical limitation and should be clinically correlate for final diagnosis

4th Floor, Aqua Corridor, Hazira Road, Adajan Pal, Surat-395009.

0261 2747788, 9825947712 revivaldiagnostics.surat@gmail.com www.revivaldiagnostics.com

This medical report is not intended for medico-legal purposes.



1970-01-01-01-41 12-08-23

ID : VARSHABEN
 Name : VARSHABEN
 Sex : FEMALE Age : 42
 Height : 151 Weight : 63 kg
 SYS :
 DIA :

HR	bpm	: 83
PR Interval	ms	: 149
P Duration	ms	: 120
QRS Duration	ms	: 76
T Duration	ms	: 202
QT/QTc	ms	: 369/433
P/QRS/T Axis	deg	: 57.8/25.0/19.8
R(V5)/S(V1)	mV	: 1.37/0.84
R(V5)/S(V1)	mV	: 2.21

<< Conclusions >>
 Normal Sinus Rhythm;
 Longitudinal Left axis deviat
 **Report need physician confi.

Physician

25mm/s
 281572-401-2424

Revival Diagnostics
 DR. ADITYA S. BORA
 MBBS, DNB, PGDCC
 PHYSICIAN & CLINICAL CARDIOLOGIST
 401-Aqua Corridor,
 Beside Star Bazar, Adajan,
 Surat-395009. Mo. 9825947712
 G-54906

REVIVAL DIAGNOSTICS



Name	VARSHABEN H THAKOR	Age/Gender	42Yrs/Female
Reg No.	8758/23	Receipt No	5278
Referred By	Bank of Baroda (BOB) - MEDI WHEEL(PKG10000243)	Mode of Payment	CREDIT
Collection Type	CENTER	Collection DateTime	12-Aug-2023 08:13 AM

Ecg

1. The rhythm is sinus.
2. Heart rate is 83 beats per minute.
3. Normal P,QRS,T wave axis.
4. Normal PR,QRS,Q.T. Duration.
5. No pathological q wave or ST-T changes seen.
6. No evidence of chamber hypertrophy or enlargement seen.

IMPRESSION : ECG WITHIN NORMAL LIMITS

Revival Diagnostics
401-Aqua Corridor,
Beside Star Bazar, Adajan,
Surat-395009. No. 9825947712

DR. ADITYA S. P.
MBBS, DNB
PHYSICIAN & CLINICAL CARDIOLOGIST
G-54906
Signature

REVIVAL DIAGNOSTICS

Laboratory Test Result are Subject to technical limitation and should be clinically correlate for final diagnosis

4th Floor, Aqua Corridor, Hazira Road, Adajan Pal, Surat-395009.

☎ 0261 2747788, 9825947712 ✉ revivaldiagnostics.surat@gmail.com 🌐 www.revivaldiagnostics.com

This medical report is not intended for medico-legal purposes.

REVIVAL DIAGNOSTICS



Name	VARSHABEN H THAKOR	Age/Gender	42Yrs/Female
Reg No.	8758/23	Receipt No	5278
Referred By	Bank of Baroda (BOB) - MEDI WHEEL(PKG10000243)	Mode of Payment	CREDIT
Collection Type	CENTER	Collection DateTime	12-Aug-2023 08:13 AM

2D ECHO 2D ECHOCARDIOGRAPHY & COLOR DOPPLER REPORT

INDICATION: Preventive Health check up

- **CARDIAC CHAMBERS :** Left Ventricle : Normal size , Left Atrium: Normal size.
- NO e/o thrombus in LA/LV
- Right Atrium: Normal size. Right Ventricle: Normal Size,
- **Normal Right Ventricular function.** (TAPSE=20mm)
- **Normal Left Ventricular systolic function.** LVEF = 60%
- **No regional wall abnormality. No thinning / scarring / dyskinesia of LV wall**
- **No Left Ventricular Hypertrophy.** (IVSd= 09 mm),
- **LV Compliance:**
- **NO Left Ventricular Diastolic Dysfunction [LVDD].**

VALVES :

- Structurally Normal Mitral valve/ Aortic valve/Tricuspid valve/ Pulmonary valve .
- No significant Valvular Stenosis
- **Doppler findings: AV max = 1.23 m/s, PV max = 0.91 m/s.**
- Trivial MR, Trivial Tricuspid regurgitation.
- **No Pulmonary Arterial Hypertension.** PASP by TRjet vel.method = 24 mmHg.
- **SEPTAE:** IAS / IVS Appear Intact.
- **IVC :** Normal in dimension and shows good inspiratory 13mm collapse.
- **OTHERS:** No e/o Pericardial effusion / vegetation.

IMPRESSION:

NORMAL LV SYSTOLIC FUNCTION, LVEF= 60 %, NO RWMA, NO LVH , NO LVDD , NO PAH.

Revival Diagnostics
401-Aqua Corridor,
Beside Star Pazar, Adajan,
Surat-395009. Tel. 9825947712

DR. ADITYA S. BORA
MBBS, DNB, PGDCC
PHYSICIAN & CLINICAL CARDIOLOGIST
G-54906 Signature

Laboratory Test Result are Subject to technical limitation and should be clinically correlate for final diagnosis

4th Floor, Aqua Corridor, Hazira Road, Adajan Pal, Surat-395009.

0261 2747788, 9825947712 revivaldiagnostics.surat@gmail.com www.revivaldiagnostics.com

This medical report is not intended for medico-legal purposes.

REVIVAL DIAGNOSTICS



Name	VARSHABEN H THAKOR	Age/Gender	42Yrs/Female
Reg No.	8758/23	Receipt No	5278
Referred By	Bank of Baroda (BOB) - MEDI WHEEL(PKG10000243)	Mode of Payment	CREDIT
Collection Type	CENTER	Collection DateTime	12-Aug-2023 08:12 AM

USG OF ABDOMEN & PELVIS

LIVER:

Liver is normal in size, shape and echotexture.
No evidence of focal SOL or dilatation of IHBR seen.
Portahepatis appear normal.

GALLBLADDER:

Gallbladder is distended and appears normal.
No e/o calculus, mass lesion or changes of cholecystitis seen.

PANCREAS:

Pancreas appears normal in size, shape and echotexture.
No e/o focal lesion, mass or changes of pancreatitis seen.

SPLEEN:

Spleen appears normal in size, shape and echotexture.

PARAAORTIC REGION:

Aorta grossly appears normal. No e/o paraaortic lymphnodes seen.

KIDNEYS:

Both kidneys appear normal in size, shape, position and echotexture.
Cortex and collecting system of both kidneys appear normal.
No evidence of calculus or obstructive uropathy on either side.

URINARY BLADDER:

Bladder is distended and appears normal.
No calculus, mass lesion or changes of cystitis is seen.

UTERUS:

Retroverted, Normal in size, shape and echotexture with empty central uterine cavity. Cervix appears normal. Endometrial thickness is normal.
small 14 x 11 mm fibroid noted.

OVARIES:

Both adnexal region appear normal.
No e/o adnexal mass lesion seen on either side.
No evidence of free fluid seen in pelvis.

COMMENTS:

small uterine fibroid

Dr. Chirag K. Patel

MBBS-DMPD

Reg. No. G-23509

Revival Diagnostic

Chirag K. Patel

Nr. Star Bazar, Hazira Road,

Adajan, Surat-395009

No. 9/266726003

Laboratory Test Result are Subject to technical limitation and should be clinically correlate for final diagnosis.

4th Floor, Aqua Corridor, Hazira Road, Adajan Pal, Surat-395009.

0261 2747788, 9825947712 ✉ revivaldiagnostics.surat@gmail.com 🌐 www.revivaldiagnostics.com

This medical report is not intended for medico-legal purposes.

REVIVAL DIAGNOSTICS



Name	VARSHABEN H THAKOR	Age/Gender	42Yrs/Female
Reg No.	8758/23	Receipt No	5278
Referred By	Bank of Baroda (BOB) - MEDI WHEEL(PKG10000243)	Mode of Payment	CREDIT
Collection Type	CENTER	Collection DateTime	12-Aug-2023 08:12 AM

SONOGRAPHY OF BOTH BREASTS

TECHNIQUE- USG of both breast done by using 10 mHz high frequency.

FINDINGS -

RT BREAST:

On USG

Right breast shows normal parenchymal pattern.
No e/o skin thickening, nipple retraction, microcalcification.
No e/o focal SOL, architectural distortion.
No e/o lymphadenopathy is noted in right axillary region.

LT BREAST:

On USG

Left breast shows normal parenchymal pattern.
No e/o skin thickening, nipple retraction, microcalcification.
No e/o focal SOL, architectural distortion.
No e/o lymphadenopathy is noted in left axillary region.

COMMENT – Findings suggest ,

Right breast - Normal

Left breast - Normal

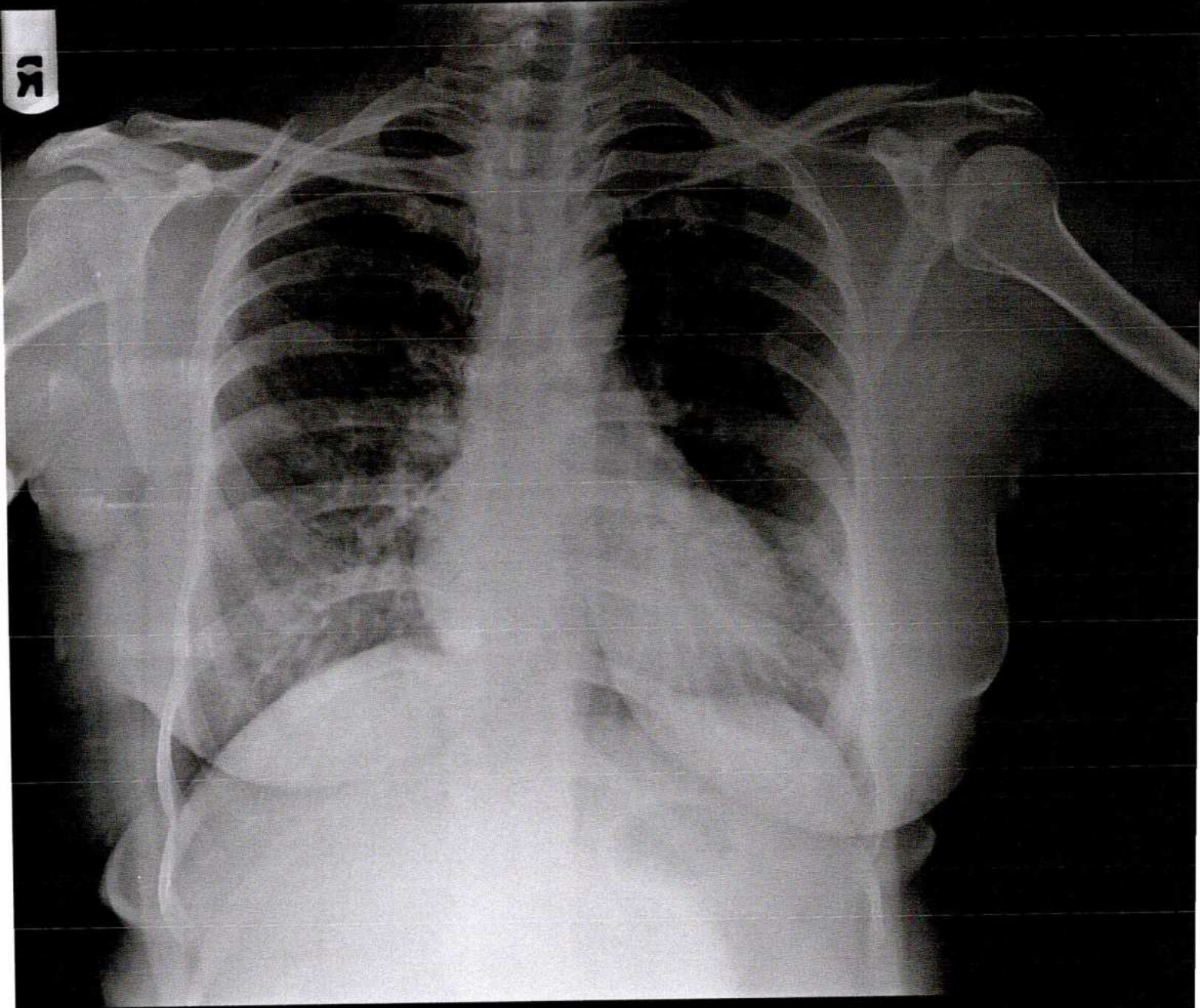
Dr. Chirag K. Patel
MBBS-DMPD
Reg. No. 7-18509
Revival Diagnostic Radiologist
4th Floor, Aqua Corridor,
Nr. Star Bazar, Hazira Main Road,
Adajan, Surat-395009.
Mo. 97266 726683

Laboratory Test Result are Subject to technical limitation and should be clinically correlate for final diagnosis

📍 4th Floor, Aqua Corridor, Hazira Road, Adajan Pal, Surat-395009.

☎ 0261 2747788, 9825947712 ✉ revivaldiagnostics.surat@gmail.com 🌐 www.revivaldiagnostics.com

This medical report is not intended for medico-legal purposes.



varshaben h thakor 42 yrs 12/08/2023
REVIVAL DIAGNOSTICS-SURAT



REVIVAL DIAGNOSTICS



Name	VARSHABEN H THAKOR	Age/Gender	42Yrs/Female
Reg No.	8758/23	Receipt No	5278
Referred By	Bank of Baroda (BOB) - MEDI WHEEL(PKG10000243)	Mode of Payment	CREDIT
Collection Type	CENTER	Collection DateTime	12-Aug-2023 08:12 AM

CHEST RADIOGRAPH (PA VIEW)

- Hilar shadows are within normal limits.
- Pulmonary vasculature appears normal.
- Cardiac appears normal in size.
- Both domeh of the diaphragm are smooth.
- Both costophrenic recesses are clear.
- Both lung fields appear normal.
- Visualized bones and soft tissue shadows appear normal.

IMPRESSION: NORMAL STUDY.

DR.CHIRAG K PATEL
RADIOLOGIST

REVIVAL
DIAGNOSTICS

Dr. Chirag K. Patel
Do. Chirag K. Patel

Reg. No. Signature

Revival Diagnostic
4th Floor, Aqua Corridor,
Nr. Star Bazar, Hazira Main Road,
Adajan, Surat-395009.
Mo. 97266 726683

Laboratory Test Result are Subject to technical limitation and should be clinically correlate for final diagnosis

📍 4th Floor, Aqua Corridor, Hazira Road, Adajan Pal, Surat-395009.

☎ 0261 2747788, 9825947712 ✉ revivaldiagnostics.surat@gmail.com 🌐 www.revivaldiagnostics.com

This medical report is not intended for medico-legal purposes.



SIB Dr. Disha

Vaashaben

12/8/23

DO -

LMP → 6/8/23

MH 2-5 days Regular
28-30 days

OH 2 FTLSCS ← ♀ (18yrs)
♂ (17yrs)

TL done

BP 100/60 mmHg

O/E UT → NAD

Ovaries
BLU → NAD

PLV (n) , anteverted
uterus.

Revival Diagnostic

401, Aqua Corridor,
S.B/s. Star Bazar, Surat-395009
Mo. 91062-28601

Laboratory Test Result are Subject to technical limitation and should be clinically correlate for final diagnosis

4th Floor, Aqua Corridor, Hazira Road, Adajan Pal, Surat-395009.

☎ 0261 2747788, 9825947712 ✉ revivaldiagnostics.surat@gmail.com 🌐 www.revivaldiagnostics.com

This medical report is not intended for medico-legal purposes.