

Speed 0.5-300  
 (mm/s)  
 I  
 II  
 III  
 STNC

10mm/mV  
 aVR  
 aVL  
 aVF  
 STNC

10mm/mV  
 V1  
 V2  
 V3  
 STNC

10mm/mV  
 V4  
 V5  
 V6  
 STNC

STC (M)

24/3/23

HR : 83  
 R-R : 722  
 P-R : 163  
 QRS : 94  
 QT/QTc : 380/447  
 P/QRS/T : 66/17/48  
 RMV/SVI : 0.820/0.450 mV  
 RV5-SV1 : 1.270 mV

Dr. Krish E. Vaidyarthi  
 M.D., P.D.D.C. (T. Approx. 17/7/87)  
 Associate Consultant - Cardiology  
 Reg. No. G-50510

Unconfirmed report. Verified by: \_\_\_\_\_



# Heart & General Clinic

Icure Heart & Diet Clinic, 402, Epsilon tower, opp Pasha bhai park, Race course, Vadodara

## :: PERSONAL HEALTH REPORT ::

Name!- Sanjay Kumar		*DATE 24/03/23
		SR. NO. SEX. male AGE 50 year HEIGHT 170 cm WEIGHT 109 K.G

### HISTORY

Present History : NO  
 Past Illness History : NO Diabetes/Hypertension/Tuberculosis/Asthma/Epilepsy  
 Past Occupational History : NO  
 Family History : NO  
 Personal History : NO  
 Addiction : NO Tobacco/Gutkha/Smoking/Alcohol

### GENERAL EXAMINATION

T.P.R. : 73/min B.P. : 130/90 mm Hg :  
 Pallor/Icterus/Cyanosis/Varicosity/Lymph Nodes/Thyroid/Oedema/NVE/Other :

### SYSTEMIC EXAMINATION

R.S. : NAD  
 C.V.S : NAD  
 C.N.S : NAD  
 A.S. : NAD  
 Musculo-skelet System : NAD



E.N.T. Ex. NAD	ACUITY OF VISION		RT EYE	LT EYE
	Dental Ex. NAD	Without Glass	DISTANT 6/	6/
Skin Ex. NAD			Near 6/	6/
	Psychic Ex. NAD	With Glass	DISTANT 6/ 6	6/ 6
			Near 6/ 6	6/ 6
		COLOUR BLINDNESS NAD		

### REMARK

### ADVICE

The Worker is FIT UNFIT for the assigned job.

Dr. Krish P. Vaidya  
 MD, PGDCC  
 Associate Consultant-Cardiology  
 Reg. No. G-50510  
 DR. KRISH VAIDYA

MD G-50510, CIH

आयकर विभाग  
INCOME TAX DEPARTMENT

भारत सरकार  
GOVT. OF INDIA

SANJAY KUMAR  
AKSHAYA KUMAR KARN

15/10/1972  
Permanent Account Number  
APDPK2471B

*Sanjay Kumar*  
Signature

07102005

*Sanjay Kumar*





# BARODA DIAGNOSTIC LABORATORY



\* 2 8 3 0 2 \*

Patient's name : Sanjay Kumar  
Age/Sex : 30 Years/Male  
Referred by : C/o. I Cure Heart & Diet Clinic  
Sample From : LAB  
UHID :

Reg. ID : icure-877-19  
Accession : 28302  
Reg. Date : 24/03/2023  
Collection Time : 24/03/2023 12:20

## COMPLETE BLOOD COUNT

Sample Type: EDTA

Test Name	Result	Units	Biological Reference Interval
<b><u>Blood Counts</u></b>			
Haemoglobin :	14.0	Gms%	13.5 - 18.0
Total R.B.C. :	<b>4.51</b>	mill/c.mm	4.7 - 6.0
Total W. B. C. :	6700	/cu mm	4000 - 10500
Platelet Count :	301000	/cu.mm	1,50,000 - 4,50,000
<b><u>Differential Count</u></b>			
Neutrophils :	67	%	40 - 70
Lymphocytes :	30	%	20 - 40
Eosinophils :	01	%	1 - 4
Monocytes :	02	%	2 - 6
Basophils :	00	%	0 - 01
<b><u>Blood Indices</u></b>			
P. C. V :	<b>37.0</b>	%	42 - 52
M. C. V. :	82.0	fl	78 - 100
M.C.H :	31.0	pg	27 - 31
M. C. H. C :	<b>37.8</b>	%	32 - 36
R.D.W :	12.5	%	11.5 - 14.0

### E.S.R.( Westergren Method )

After one hour : **8** mm 1 - 7

Remark : Sample received from I cure Heart & Diet Clinic

LAB

LAB USE ONLY (Entered by :AP

Enter Date/Time:24/03/2023 12:20 PM) (Verify by :OP



Dr Harsh Pandya

Dr. Priya Kriplani

(MD)  
Consultant Pathologist

(MD)  
Consultant Pathologist

Reg. No.: G-32582

Reg. No.: G-46004

302, Trivia Complex, Natubhai Circle, Race Course, Vadodara. ☎: +91 88660 09950 / 74050 09950 ✉: bdl95950@gmail.com

Laboratory results serve as an aid to diagnosis & should be interpreted in relation to clinical findings. Please refer back to laboratory in case of any discrepancy.



# BARODA DIAGNOSTIC LABORATORY



\* 2 8 3 0 2 \*

Patient's name : Sanjay Kumar  
Age/Sex : 30 Years/Male  
Referred by : C/o. I Cure Heart & Diet Clinic  
Sample From : LAB  
UHID :

Reg. ID : icure-877-19  
Accession : 28302  
Reg. Date : 24/03/2023  
Collection Time : 24/03/2023 12:20

## PSA

Sample Type: Serum

Test Name	Result	Units	Biological Reference Interval
PSA :	1.59	ng/ml	0 - 4.5

Remarks :

Sample received from I cure Heart & Diet Clinic  
Interpretation guide :  
: PSA is a Glycoprotein found in prostate acinar cells,  
Ref. range <4.5 ng/ml. increased with age < 6.5 ng/ml, if more than 70yrs.

\* Use:

-Monitor response to therapy of ca. prostate.  
-PSA of >100 ng/ml predicts bone metastasis with 73% positive predictive value.

\* Increased in ->

-Prostate cancer.  
-Prostatitis.  
-Prostatic ischemia (Sometime too high level).  
-Prostate massage.  
-Needle biopsy/TUR.  
-Indwelling catheter.  
-Vigorous bicycle exercise.  
-Radiation therapy.

Method : Electrochemiluminescence Immunoassay "ECLIA"

Sample received from I cure Heart & Diet Clinic

LAB

LAB USE ONLY (Entered by :OP1 Enter Date/Time:24/03/2023 2:00:00 PM) (Verify by :OP1 Verify Date/Time:24/03/2023 2:00:00 PM)



**Dr Harsh Pandya**  
(MD)

Consultant Pathologist  
Reg. No.: G-32582

**Dr. Priya Kriplani**  
(MD)

Consultant Pathologist  
Reg. No.: G-46004

302, Trivia Complex, Natubhai Circle, Race Course, Vadodara. ☎: +91 88660 09950 / 74050 09950 ✉: bdl95950@gmail.com

Laboratory results serve as an aid to diagnosis & should be interpreted in relation to clinical findings. Please refer back to laboratory in case of any discrepancy.



Scanned with OKEN Scanner



# BARODA DIAGNOSTIC LABORATORY



Patient's name : Sanjay Kumar  
Age/Sex : 30 Years/Male  
Referred by : C/o. I Cure Heart & Diet Clinic  
Sample From : LAB  
UHID :

Reg. ID : icure-877-19  
Accession : 28302  
Reg. Date : 24/03/2023  
Collection Time : 24/03/2023 12:20

## THYROID FUNCTION

Sample Type: Serum

Test Name	Result	Units	Biological Reference Interval
TOTAL T3 :	1.99	ng/ml	0.84 - 2.0
TOTAL T4 :	7.98	ug/dl	5.1 - 14.0
TSH :	2.59	mIU/L	0.25 - 5.0

Method : CLIA

## RENAL FUNCTION TEST

Test Name	Result	Units	Biological Reference Interval
Urea :	28	mg/dl	10 - 50
Bun (Calculated) :	13.1	mg/dl	0 - 18
Creatinine :	0.98	mg/dl	0.4 - 1.5
Uricacid :	4.51	mg/dl	3.4 - 7.0
BUN CREAT RATIO :			10:1 - 20:1

Remarks : Sample received from I cure Heart & Diet Clinic

Done on Fully automated biochemistry analyser - COBAS C 111

LAB

LAB USE ONLY (Entered by : AP

Enter Date/Time: 24/03/2023 12:00 PM)



Dr. Harsh Pandya

(MD)

Consultant Pathologist  
Reg. No.: G-32582

Dr. Priya Kriplani

(MD)

Consultant Pathologist  
Reg. No.: G-46004

302, Trivia Complex, Natubhai Circle, Race Course, Vadodara. ☎: +91 88660 09950 / 74050 09950 ✉: bdl95950@gmail.com

Laboratory results serve as an aid to diagnosis & should be interpreted in relation to clinical findings. Please refer back to laboratory in case of any discrepancy.



Scanned with OKEN Scanner



# BARODA DIAGNOSTIC LABORATORY



Patient's name : Sanjay Kumar  
Age/Sex : 30 Years/Male  
Referred by : C/o. I Cure Heart & Diet Clinic  
Sample From : LAB  
UHID :

Reg. ID : icure-877-19  
Accession : 28302  
Reg. Date : 24/03/2023  
Collection Time : 24/03/2023 12:20

## LIVER FUNCTION TEST

Sample Type: Serum

Test Name	Result	Units	Biological Reference Interval
S.G.P.T (ALT) :	16	U/L	0 - 40
S.G.O.T (AST) :	19	U/L	0 - 37
ALK.PHOSPHATASE :	55	U/L	40 - 130
G.G.T :	10.5	U/L	8 - 78
<b><u>Bilirubin</u></b>			
Total :	0.30	mg/dl	0.2 - 1.0
Direct :	0.15	mg/dl	0 - 0.6
Indirect :	0.15	mg/dl	0 - 0.5
<b><u>Serum Proteins</u></b>			
Total Protein :	6.99	gms/dl	6.4 - 8.3
Albumin :	4.01	gms/dl	3.8 - 4.4
Globulins :	2.98	gms/dl	2.3 - 3.5
A/G Ratio :	1.35		0.9 - 2.9

Done on Fully automated biochemistry analyser - COBAS C 111

Sample received from I cure Heart & Diet Clinic

LAB

LAB USE ONLY (Entered by :OP1 Enter Date/Time:24/03/2023 2:01:00 PM) (Verify by :OP1 Verify Date/Time:24/03/2023 2:01:00 PM)



**Dr Harsh Pandya**  
(MD)  
Consultant Pathologist  
Reg. No.: G-32582

**Dr. Priya Kriplani**  
(MD)  
Consultant Pathologist  
Reg. No.: G-46004

302, Trivia Complex, Natubhai Circle, Race Course, Vadodara. ☎: +91 88660 09950 / 74050 09950 ✉: bdl95950@gmail.com

Laboratory results serve as an aid to diagnosis & should be interpreted in relation to clinical findings. Please refer back to laboratory in case of any discrepancy.



Scanned with OKEN Scanner



# BARODA DIAGNOSTIC LABORATORY



Patient's name : Sanjay Kumar  
Age/Sex : 50 Years/Male  
Referred by : C/o. I Cure Heart & Diet Clinic  
Sample From : LAB  
UHID :

Reg. ID : icure-879-19  
Accession : 28304  
Reg. Date : 24/03/2023  
Collection Time : 24/03/2023 12:20

## HbA1C REPORT

Sample Type: EDTA

Test Name	Result	Units	Biological Reference Interval
HbA1C :	7.89	%	Excellent control: 4.2-6.2 Good Control : 6.3-7.2 Fair Control : 7.3-8.2 Poor Control : >8.3
Mean Blood Glucose levels : of last 03months	180.0	mg/dl	

NOTE

\*As per the new 2009 update of American Diabetes Association regarding HbA1C & Mean Blood Glucose relationship.

This test is used to monitor diabetic patients compliance with the therapeutic regimen and long term blood glucose control. It's level is proportional to both the average blood glucose concentration and the life span of the red blood cells (RBC) in circulation. HbA1c values are free of day to day glucose fluctuations and are unaffected by exercise or recent food intake.

Sample received from I cure Heart & Diet Clinic

LAB  
LAB USE ONLY (Entered by :OP1 Enter Date/Time:24/03/2023 2:02:00 PM) (Verify by :OP1 Verify Date/Time:24/03/2023 2:02:00 PM)



**Dr Harsh Pandya**  
(MD)  
Consultant Pathologist  
Reg. No.: G-32582

**Dr. Priya Kriplani**  
(MD)  
Consultant Pathologist  
Reg. No.: G-46004

302, Trivia Complex, Natubhai Circle, Race Course, Vadodara. ☎: +91 88660 09950 / 74050 09950 ✉: bdl95950@gmail.com

Laboratory results serve as an aid to diagnosis & should be interpreted in relation to clinical findings. Please refer back to laboratory in case of any discrepancy.



Scanned with OKEN Scanner





# BARODA DIAGNOSTIC LABORATORY



Patient's name : Sanjay Kumar  
Age/Sex : 50 Years/Male  
Referred by : C/o. I Cure Heart & Diet Clinic  
Sample From : LAB  
UHID :

Reg. ID : icure-879-19  
Accession : 28304  
Reg. Date : 24/03/2023  
Collection Time : 24/03/2023 12:20

## LIPID PROFILE

Sample Type: Serum

Test Name	Result	Units	Biological Reference Interval
Cholesterol :	200	mg/dl	0 - 200
Triglyceride :	118	mg/dL	0 - 150
HDL - Cholesterol :	46	mg/dL	35 - 65
LDL - Cholesterol :	<u>130.4</u>	mg/dL	0 - 130
VLDL - Cholesterol :	23.6	mg/dL	0 - 30
Total Cholesterol/HDL Ratio :	4.35		1 - 6
LDL / HDL Cholesterol Ratio :	2.83		0 - 3.5
Remarks :	Sample received from I cure Heart & Diet Clinic		

Done on Fully automated biochemistry analyser - COBAS C 111

*Dr. Kriplani*

LAB  
LAB USE ONLY (Entered by :AP Enter Date/Time:24/03/2023 1:42:00 PM) (Verify by :OP1 Verify Date/Time:24/03/2023 2:02:00 PM)

BARODA DIAGNOSTIC LABORATORY



**Dr Harsh Pandya**  
(MD)  
Consultant Pathologist  
Reg. No.: G-32582

**Dr. Priya Kriplani**  
(MD)  
Consultant Pathologist  
Reg. No.: G-46004

302, Trivia Complex, Natubhai Circle, Race Course, Vadodara. ☎: +91 88660 09950 / 74050 09950 ✉: bdl95950@gmail.com

Laboratory results serve as an aid to diagnosis & should be interpreted in relation to clinical findings. Please refer back to laboratory in case of any discrepancy.



Scanned with OKEN Scanner

 **icure™**  
**Heart & General Clinic**

iCure Heart& Diet Clinic, 402, Epsil on tower, opp Pasha bhai park, Race course, Vadodara

**Name** : SANJAY KUMAR  
**Ref By** : ICURE HEART & DIET CLINIC

**Age/Sex** : 50 Yrs./M  
**Date** : 24/03/2023  
**Report ID.** : 7

**HAEMOGRAM PROFILE**

<u>TEST</u>	<u>RESULT</u>
Blood Group	: * B *
Rh Factor (Anti D.)	: * POSITIVE *

**BIOCHEMISTRY**

**FASTING (FBS)**

Blood Glucose : **206.0** mg/dL 70 - 110 mg/dL

**POST-PRANDIAL**

Blood Glucose : **225.0** mg/dL 80 - 140 mg/dL

*Done By Fully Auto Analyzer MIURA, A-1004*



END OF REPORT

  
**Heart & General Clinic**

**iCure Heart& Diet Clinic, 402, Epsil on tower, opp Pasha bhai park, Race course, Vadodara**

**Name** : SANJAY KUMAR  
**Ref By** : ICURE HEART & DIET CLINIC

**Age/Sex** : 50 Yrs./M  
**Date** : 24/03/2023  
**Report ID.** : 7

**EXAMINATION OF URINE**

<u>TEST</u>	<u>RESULT</u>	<u>UNIT</u>
Sample	: FASTING	
<b><u>PHYSICAL EXAMINATION</u></b>		
Quantity	: 20	mL
Colour	: PALE YELLOW	
Transperancy	: CLEAR	
Specific Gravity	: 1.030	
Reaction	: ACIDIC	
Deposits	: ABSENT	
<b><u>CHEMICAL EXAMINATION</u></b>		
Albumin	: NIL	
Sugar	: NIL	
Acetone	: ABSENT	
Bile Salts	: ABSENT	
Bile Pigments	: ABSENT	
Urobilinogen	: NORMAL : ~ < 1.0 mg/dL	
Occult Blood	: ABSENT	
Nitrate	: ABSENT	
<b><u>MICROSCOPIC EXAMINATION</u></b>		
Pus Cells	: 0-1 / hpf	
RBC	: NIL	
Epithelial Cells	: NIL	
Crystals	: NIL	
Amorphous Phosphate	: NIL	
Cast	: NIL	



END OF REPORT

 icure™  
**Heart & General Clinic**

NAME : Mr Sanjay Kumar	AGE : 24Y/M	DATE : 24/03/2023
------------------------	-------------	-------------------

**ULTRASONOGRAPHY OF WHOLE ABDOMEN**  
(Screening Only)

**Liver** is normal in size and echotexture and shows normal parenchymal reflectivity. No focal lesion is seen. Hepatic veins appear normal. There is no evidence of any dilated intra hepatic biliary radicals.

**Portal Vein** appears normal in diameter.

**Common Bile Duct** is of normal diameter.

**Gallbladder** is physiologically distended with normal wall thickness. There is no evidence of gallstones. No evidence of peri-cholecystic fluid or probe tenderness.

**Pancreas** is normal in size and shows homogenous reflectivity. There is no evidence of any calcification or ductal dilatation.

**Spleen** is normal size and shows a homogenous echotexture. There is no evidence of any focal lesion.

**Both Kidneys** are normal in position and size. They show normal cortical reflectivity and cortico-medullary distinction. Right kidney measures 96x41mm. Left kidney measures 95x46mm. There is no evidence of calculi, hydronephrosis or mass seen.

**Bladder** is well distended and shows normal wall thickness. No evidence of intra-luminal mass or calculi.

**Prostate** gland is normal in size . it has smooth outlines and normal reflectivity

There is no evidence of ascites.

No evidence of any gross bowel mass seen.

No evidence of any aorto-caval or mesenteric root lymphadenopathy.

No mass or collection in right iliac fossa.

Conclusion : No Sonographic abnormality seen.



*Mehul Prajapati*

**DR. MEHUL PRAJAPATI**  
CONSULTANT RADIOLOGIST

  
**Heart & General Clinic**

**2D Echocardiography & Color Doppler Report**

iCure Hear care, 402, Epsilon tower, opp Pasha bhai park, Race course, Vadodara

**Patient Name: Mr Sanjay Kumar**

**Dates: 24 / 03 / 2023**

**Age Gender: male - 50 Years**

**M. Mode Study:**

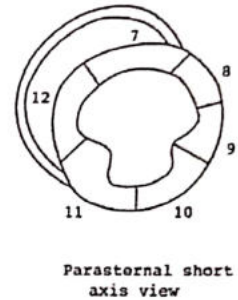
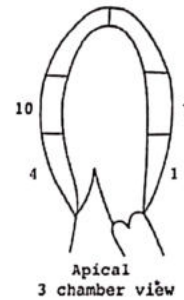
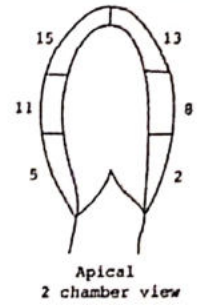
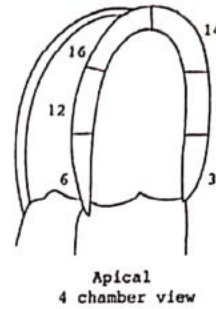
<b>LA</b>	<b>26</b>	<b>IVS</b>	<b>08</b>	<b>PWD</b>	<b>09</b>
<b>AO</b>	<b>22</b>	<b>LVDs</b>	<b>29</b>	<b>LVDD</b>	<b>41</b>

**Doppler Study:**

<b>Mitral Valve</b>	<b>E: 0.66 A: 0.50</b>
<b>Aortic Valve</b>	<b>Normal</b>
<b>Tricuspid Valve</b>	<b>Normal</b>
<b>Pulmonary Valve</b>	<b>Normal</b>

**Conclusion:**

- **Normal LV Systolic function**
- **LVEF: 58 % ,No RWMA**
- **Cardiac Chambers: Normal**
- **Diastolic function: Normal**
- **TR: No PAH: No RVSP: 14mmhg**
- **No Ms , No MR**
- **No AR , No AS**
- **ASD/VSD/PDA/Co-A : No**
- **No Clots or vegetations found**
- **IVC: 11mm size with Normally collapsive**



**Dr. Krish P. Vaidya**  
MD, PGDCC  
Associate Consultant-Cardiology  
Reg.No.G-50510

**Note:**

Normal 2D echo report does not rule out cardiac diseases  
this report shall not be used for Medico legal purposes,  
Clinical Correlation advisable.

**Dr. Krish P Vaidya**  
Consultant Cardiologist, Diabetologist  
& General Physician

NAME	SANJAY KUMAR	AGE/SEX	50/MALE
REF BY	l cure heart& diet clinic	DATE	24-03-2023

## X-RAY CHEST PA VIEW

REMAINING LUNG FIELDS ARE NORMAL.

BOTH COSTOPHRENIC RECESS ARE CLEAR.

CARDIAC CONFIGURATION IS NORMAL.

MEDIASTINUM AND BONY THORACIC CAGE REVEAL NO ABNORMALITY.

**IMPRESSION :NORMAL LUNGS HEART AND MEDIASTINUM**



**DR. HIMANI VIRAPARA**  
Regn. No: G.28771  
M.D. [Radiodiagnosis]  
(CONSULTANT RADIOLOGIST)

