



PARKLINE DIAGNOSTICS PVT. LTD.

L.G. 3, 4 & 5, Bhuvana Towers, S.D. Road, Secunderabad - 500 003.

Tel : +91 40-2784 5852, 6649 1787, 7995421787, 7093445852, Fax : +91 40 2784 7864

Email parklinediagnostics@gmail.com www.parklinediagnostics.com




NABL Accredited Certificate No.

MEDICAL EXAMINATION REPORT

Name	Ms. Thotakuri Rajani		Date :	26/02/2022
Company	Co: Mediwheel		Reg. No. :	1829000
Contact No.	8522836078		Sex <input type="checkbox"/> M <input checked="" type="checkbox"/> F	Age : <input type="checkbox"/> 17
Type	Pre-Emp		Emp. No.:	spouse
	Overseas		Height	159cm
	Annual	<input checked="" type="checkbox"/>	Weight	85 kgs.
Remarks	<p>Pap smear : Severe inflammatory smears</p> <p>Advice follow up for treatment (Gynaecologist)</p> <p>4 repeat the smear after treatment.</p> <p>- Rest all chemical & Lab parameter WNL</p>			
	<p>DR. PRIYANKA SANNIDHI</p> <p>MBBS</p> <p>Regn. No : 11351</p>			
Fitness Status	Medically Fit / Unfit		Physician's Signature	

COMPREHENSIVE MEDICAL EXAMINATION REPORT

NAME Ms. Thotakuri Rajam
 AGE 47 yrs / Female
 MARITAL STATUS Married CHILDREN : M F
 IDENTIFICATION (IF ANY) A mole on the (RT) elbow.



PAST HISTORY

Any family H/o : High Blood Pressure, Heart Disease, Tuberculosis, Diabetes, Asthma, Cancer Late for

Typhoid Jaundice Malaria Leukemia MCI

Any personal H/o Major illness like : Typhoid.....NIL Jaundice.....NIL.....Etc.

Any H/o STD.....NIL.....Skin infection.....Allergy to Dindi on corticosteroid

H/o Blood Transfusion.....NIL.....Recent Vaccination.....COVAXIN 2 Doses ✓ L/C

H/o Epilepsy.....NIL.....Giddiness.....NIL

H/o Surgery.....Appendicectomy done 2010.....Fracture in the past.....NIL

Any Personal H/O.

High Blood Pressure, Heart Disease Tuberculosis, Diabetes, Asthma, Cancer

Drug Abuse, Drug Allergy, Micturition, Bowels, Alcohol, Smoking, Sleep, MC, Wt. Loss/Wt. Gain

Present illness / Medication - Nil -

GENERAL EXAMINATION

Conjunctiva :	}	Bone, Joints :	(N)
Skin :		Nutritional Status :	Well nourished
Ears :		Lymph Nodes :	NPD
Nose :		Edema Feet :	NIL
Throat & Oral Cavity :		Varicose Veins :	NIL

NPD

Distant Vision : Near Vision :

Right Eye: 6/6

With glasses / Without glasses

left Eye : 6/6

with glasses / without glasses

Colour Vision : BE normal

Right Ear

Hearing : (N)

Rinee's Test ;

Weber Test :

Discharge : NIL

Right Eye: N8 + 1.75 sph 1/6

With glasses / Without glasses

left Eye : N8 + 1.75 sph 1/6

with glasses / without glasses

Ophthalmologist's Signature

Left Ear

(N)

NIL

DR. KATTA
M.B.B.S., D.O., F.I.C.
Regd. 8961 (AMC)

SYSTEMIC EXAMINATION

Pulse : 80 bpm

B.P. : 140/90 mmHg

Lungs : A. Shape of Chest B/L symmetrical
B. Breath Sounds B/L clear ⊕
C. Adventitious Sounds No

Heart : A. Sounds S₁ S₂ ⊕
B. Murmurs No murmurs

Abdomen : A. Liver NPD
B. Spleen NPD
C. Piles NIL
D. Any Lump NIL

Nervous System

A. Higher Function :
B. Cranial Nerves :
C. Sensory System :
D. Motor System :
E. Jerks :
(N)

General : A. Hernia
B. Hydrocele
C. Varicocele
] NAD

Breast : Rt (N) Lt. (N)

CANDIDATE'S DECLARATION

I hereby solemnly declare that I am not suffering from Asthma, Hypertension, Diabetes, Occult Psychological disorders or any other ailment which can be suppressed without my voluntary declaration.

Date :



Signature

Place :

Note : General Physical Examination and Investigation included in the health check-up Have certain limitations and may not be able to detect all latent and asymptomatic diseases. Any new symptoms developing after the health check-up or persisting thereafter should be brought to the attention of the treating physician.



PARKLINE DIAGNOSTICS PVT. LTD.

L.G. 3, 4 & 5, Bhuvana Towers, S.D. Road, Secunderabad - 500 003. Tel : +91 40-2784 5852, 6649 1787, 7995421787, 7093445852, Fax : +91 40 2784 7864 Email parklinediagnostics@gmail.com www.parklinediagnostics.com



NABL Accredited
Certificate No.MC-2566

ENT CONSULTATION

S.No. 1829000 Emp.No. spouse Date 26/02/22
 Name NS - Photakuri Age 47 Yrs Sex M/F ✓
 Rajani

EARS :

Right

Left

EAC : patent. no Cerumen. -db-
 TM : Intact, pearly white, -db-
 Cone of light (+)
 TFT : Rinne's +ve Romberg's +ve

Weber's - central

NOSE :

Septum (N). Bil. T symmetrical (N). Pns (N), non tender

THROAT :

Oropharynx (N). Bil. vocal cords (N) moving

NECK :

(N) Azygous } bil.

IMPRESSION:

Ear N. Clinically NAD

Dr. D. Hari Krishna Reddy
 MS (ENT)
 Head & Neck Surgeon
 Reg. No: 88379

Name : T. Rajani Sex : F Age : 47



Date : 26/2/22

OPD No : 468

U Adv. Night guard

O/E

Deep bite


Smilesss 
MULTI SPECIALITY DENTAL CLINIC
Smile Confidentially... Not Confidentially....
B.D.S, IMPLANTOLOGIST (USA)
1-3-1, Rajamudaliar Street, Kalasiguda,
Secunderabad, Cell : 8977910596



PARKLINE DIAGNOSTICS PVT. LTD.

L.G. 3, 4 & 5, Bhuvana Towers, Sarojini Devi Road, Secunderabad - 500 003 Tel. +91 40-2784 5852
6649 1787 Fax : +91 40 2784 7864 Email : parklinediagnostics@gmail.com www.parklinediagnostics.com



NABL Accredited
Certificate No. MC-2566

TEST REPORT

Name : Ms . THOTAKURI RAJANI [SPOUSE]
Age / Gender : 47 Years / Female
Ref. By : Medi Wheel
Req. No : BIL1829000

TID : UMR0724504
Registered on : 26-Feb-2022 08:42 AM
Reported On : 26-Feb-2022 07:29 PM

DEPARTMENT OF ULTRASOUND Ultrasound Whole Abdomen

LIVER : Normal in size (14.3 cms) and increased echotexture. No focal lesions.
No IHBD /CBD dilatation. Portal vein is normal.

SPLEEN : Normal in size and echotexture. No focal lesion seen.

GALL BLADDER : Well distended. No sludge / gall stones / sol.
Gall bladder - Wall thickness is normal.
No pericholecystic oedema.

PANCREAS : Normal in size and echotexture.No calcification / sol.
Pancreatic duct is normal. No peripancreatic fluid collection.

RIGHT KIDNEY : Measures : 10.3 x 4.3 cms.
Normal in size and echotexture.
Cortical thickness is normal.
No evidence of calculi / sol.
Pelvi calyceal system is normal.

LEFT KIDNEY : Measures : 10.4 x 4.6 cms
Normal in size and echotexture.
Cortical thickness is normal.
No evidence of calculi / sol.
Pelvi calyceal system is normal.

URINARY BLADDER : Well distended.Normal in contour.
Wall thickness is normal. No calculus / sol.

UTERUS : Anteverted measuring 9.7 x 4.5 x 5.6 cms Normal in size and echotexture.
No space occupying lesion is seen.
Cervix is normal in size and echopattern.

ENDOMETRIUM : 7.1 mm -Normal.

The Test marked with*are not accredited by NABL

Lab Timings (Weekdays) : 7.00 am to 8.30 pm
Sundays & Holidays : 7.00 am to 1.00 pm

Radiologists Timings (Weekdays) : 7.30 am to 1.30 pm
& 5.30 pm to 7.45 pm
Sundays & Holidays : 7.30 am to 9.30 am

PARKLINE DIAGNOSTICS PVT. LTD.

L.G. 3, 4 & 5, Bhuvana Towers, Sarojini Devi Road, Secunderabad - 500 003 Tel. +91 40-2784 5852
6649 1787 Fax :+91 40 2784 7864 Email : parklinediagnostics@gmail.com www.parklinediagnostics.com



NABL Accredited
Certificate No. MC-2566

TEST REPORT


Name : Ms . THOTAKURI RAJANI [SPOUSE]
Age / Gender : 47 Years / Female
Ref.By : Medi Wheel
Req. No : BIL1829000

TID : UMR0724504
Registered on : 26-Feb-2022 08:42 AM
Reported On : 26-Feb-2022 07:29 PM

OVARIES : Right ovary : 2.7 x 2.0 cms, Left ovary : 2.3 x 2.1 cms.
Both ovaries normal in size and echotexture.
No adnexal mass seen.
No fluid in POD.

IMPRESSION : * Grade I Fatty liver.

Clinical correlation.


Dr. Abid Yazden
Consultant Radiologist

The Test marked with*are not accredited by NABL

Lab Timings (Weekdays) : 7.00 am to 8.30 pm
Sundays & Holidays : 7.00 am to 1.00 pm

Radiologists Timings (Weekdays) : 7.30 am to 1.30 pm
& 5.30 pm to 7.45 pm
Sundays & Holidays : 7.30 am to 9.30 am



PARKLINE DIAGNOSTICS PVT. LTD.

L.G. 3, 4 & 5, Bhuvana Towers, Sarojini Devi Road, Secunderabad - 500 003 Tel. +91 40-2784 5852
6649 1787 Fax :+91 40 2784 7864 Email : parklinediagnostics@gmail.com www.parklinediagnostics.com



NABL Accredited
Certificate No. MC-2566

TEST REPORT

Name : Ms . THOTAKURI RAJANI [SPOUSE]
Age / Gender : 47 Years / Female
Ref.By : Medi Wheel
Req. No : BIL1829000

TID : UMR0724504
Registered on : 26-Feb-2022 08:42 AM
Reported On : 26-Feb-2022 12:48 PM

DEPARTMENT OF ULTRASOUND Mammography

Bilateral CC and MLO views done.

Both breasts show normal fibro-glandular parenchyma.

No dominant mass /pleomorphic micro calcifications /skin thickening /
Nipple retraction on either side.

No architectural distortion.


No evidence of duct dilatation.

No axillary lymphadenopathy.

IMPRESSION : No breast abnormality noted - BIRADS- I

Advised clinical correlation.

Note: Please bring previous reports on next visit.


Dr. PRAJAKTA SUKHADEVE
DNB RADIOLOGY
Reg. No. 68493

The Test marked with*are not accredited by NABL

Lab Timings (Weekdays) : 7.00 am to 8.30 pm

Sundays & Holidays : 7.00 am to 1.00 pm

Radiologists Timings (Weekdays) : 7.00 am to 1.30 pm

Sundays & Holidays

& 5.30 pm to 7.45 pm

: 7.30 am to 9.30 am



TEST REPORT

Name : Ms . THOTAKURI RAJANI [SPOUSE]
Age / Gender : 47 Years / Female
Ref.By : Medi Wheel
Req. No : BIL1829000

TID : UMR0724504
Registered on : 26-Feb-2022 08:42 AM
Reported On : 26-Feb-2022 12:48 PM

BIRADS ASSESSMENT CATEGORIES

- 0 - Needs additional imaging.
- 1 - Negative - There is nothing the comment on.
- 2 - Benign finding.
- 3 - Probably benign finding - followup after 3 months suggested.
- 4 - Suspicious abnormality. Biopsy should be considered
[4A - Low suspicion ,4B - Intermediate suspicion, 4C- Moderate concern]
- 5 - Highly suggestive of malignancy.
- 6 - Known biopsy proven malignancy.

The Test marked with*are not accredited by NABL

Lab Timings (Weekdays) : 7.00 am to 8.30 pm
Sundays & Holidays : 7.00 am to 1.00 pm

Radiologists Timings (Weekdays) : 7.30 am to 1.30 pm
& 5.30 pm to 7.45 pm
Sundays & Holidays : 7.30 am to 9.30 am

Free Home Visit for Sample Collection.

Call : 7995421787, 7093445852, 8121147282, 9885202212



PARKLINE DIAGNOSTICS PVT. LTD.

L.G. 3, 4 & 5, Bhuvana Towers, Sarojini Devi Road, Secunderabad - 500 003 Tel. +91 40-2784 5852
6649 1787 Fax :+91 40 2784 7864 Email : parklinediagnostics@gmail.com www.parklinediagnostics.com



NABL Accredited
Certificate No. MC-2566

TEST REPORT

Name : Ms . THOTAKURI RAJANI [SPOUSE]
Age / Gender : 47 Years / Female
Ref.By : Medi Wheel
Req. No : BIL1829000

TID : UMR0724504
Registered on : 26-Feb-2022 08:42 AM
Reported On : 26-Feb-2022 12:41 PM

DEPARTMENT OF X-RAY X-Ray Chest PA View

Lung fields are clear.

Cardia is normal.


Hila are normal.

C P angles are free.

Bony cage is normal.

Soft tissues are normal.

IMPRESSION : NORMAL CHEST XRAY.


Dr. PRAJAKTA SUKHADEVE
DNB RADIOLOGY
Reg. No. 68493

The Test marked with*are not accredited by NABL.

Lab Timings (Weekdays) : 7.00 am to 8.30 pm
Sundays & Holidays : 7.00 am to 1.00 pm

Radiologists Timings (Weekdays) : 7.30 am to 1.30 pm
& 5.30 pm to 7.45 pm
Sundays & Holidays : 7.30 am to 9.30 am

ID: 1829000 26-02-2022 08:58:07 AM
MS.THOTAKURI RAJANI
Female 47Years

CARDIART

HR : 65 bpm
P : 100 ms
PR : 159 ms
QRS : 71 ms
QT/QTc : 384/401 ms
P/QRST : 34/36/29 °
RV5/SV1 : 1.156/0.964 mV

NSR
WNL

[Signature]

Dr. NAVEEN KUMAR .C
M.D., D.M.
Consultant Cardiologist
Reg. No. 52291

Diagnosis Information:
Sinus Rhythm
Poor R Wave Progression(V4)

Report Confirmed by:

PATIENT SUMMARY REPORT

PARKLINE DIAGNOSTICS PVT.LTD

ID : 1829000
NAME : MS THOTAKURI RAJANI
AGE / SEX : 47 / FEMALE

HEIGHT (cm) : 159
WEIGHT (kg) : 85
PROTOCOL : BRUCE

REF. BY : MEDIWHEEL
DONE BY : DR NAVEEN KUMAR C
TECHNICIAN : G.M.SURESH

CASE HISTORY :

MEDICATION :

OBJECT OF TEST :

RISK FACTOR :

ACTIVITY :

OTHER INVESTIGATION :

REASON FOR TERMINATION :

EXERCISE TOLERANCE :

EXERCISE INDUCED ARRHYTHMIAS :

HAEMO RESPONSE :

CHRONO RESPONSE :

FINAL IMPRESSION :

EXTRA COMMENTS :

Routine Check Up.

None.

Very Active.

E C G

THR ACHIEVED


Good (> 10 METS).


No.

Normal.

Normal.

negative for inducible ischaemia

Confirmed By: 
DR. NAVEEN KUMAR .C

Signature: 
M.D. D.M.
Consultant Cardiologist
Reg. No. 52291