



Vasavi Hospitals

LABORATORY

WE CURE WITH CARE
(A Unit of Sree Vasavi Trust)

Patient Name	Mrs. GEETA N SHETTI	Lab No	56614
UHID	210275	Sample Date	13/03/2023 9:00AM
Age/Gender	32 Yrs/Female	Receiving Date	13/03/2023 9:37AM
Bed No/Ward	OPD	Report Date	13/03/2023 1:39PM
Referred By	Dr. SRIDHAR SRINIVASAN G	Report Status	Final
Bill No.	OPCR/23/7351	Manual No.	

BIOCHEMISTRY

Test Name	Result	Unit	Biological Ref. Range	Method
Sample: Serum				
BLOOD UREA NITROGEN	15	mg/dl	Upto 14 years : 5 - 18 mg/dl Male (above 14 years): 8 - 24 mg/dl Female (above 14 years): 6 - 21 mg/dl Pregnant women : 5 - 12 mg/dl	
SERUM CREATININE	0.53 L	mg/dl	0.60 - 1.40	
FASTING BLOOD SUGAR	99.8	mg/dl	74.00 - 100.00	
GLYCOSYLATED HAEMOGLOBIN (HbA1c)				
HbA1c (GLYCOSYLATED Hb)	5.9	%	4.00 - 6.00	Immunoturbidimetric
MEAN BLOOD GLUCOSE	122.63	mg/dl	70.00 - 140.00	
LIPID PROFILE				
TOTAL CHOLESTEROL	177	mg/dl	0.00 - 200.00	
TRIGLYCERIDES	55.2	mg/dl	0.00 - 200.00	
HDL CHOLESTEROL - DIRECT	60.2 H (good)	mg/dl	35.00 - 55.00	
LDL CHOLESTEROL - DIRECT	101.0	mg/dl	0.00 - 130.00	
TC/HDL	2.94			
LDL/HDL	1.68			

Sample: Serum

LIVER FUNCTION TEST (LFT)



Verified By
KIRAN KUMAR S

Ravi Shankar K

Ravi Shankar K
Bio Chemist

Printed on 13/03/2023 15:16

Page: 1 Of 5

#15, 70th Cross, 14th Main, 1st Stage, Kumaraswamy Layout (Opp. to 15 E Bus Stop), Bengaluru - 560 078

☎ 080 7150 0500 / 88844 66000 ✉ info@vasavihospitals.com 🌐 www.vasavihospitals.com



Vasavi Hospitals

LABORATORY

WE CURE WITH CARE
(A Unit of Sree Vasavi Trust)

Patient Name	Mrs. GEETA N SHETTI	Lab No	56614
UHID	210275	Sample Date	13/03/2023 9:00AM
Age/Gender	32 Yrs/Female	Receiving Date	13/03/2023 9:37AM
Bed No/Ward	OPD	Report Date	13/03/2023 1:39PM
Referred By	Dr. SRIDHAR SRINIVASAN G	Report Status	Final
Bill No.	OPCR/23/7351	Manual No.	

TOTAL BILIRUBIN 0.24 mg/dl Adult - 0.2 - 1.3 mg/ dL

Special condition:

Premature - <2.0 mg/ dL
Full term - <2.0 mg/ dL
0-1 day - Premature-
1.0 - 8.0 mg/ dL
0-1 day - Full term -
2.0 - 6.0 mg/ dL
1 - 2 days Premature -
6.0 - 12.0 mg/ dL
1 - 2 days Full term -
6.0 - 10.0 mg/ dL
3 - 5 days Premature -
10.0 - 14.0 mg/ dL
3 - 5 days Full term -
4.0 - 8.0 mg/ dL

DIRECT BILIRUBIN	0.14	mg/dl	0.00 - 0.30
INDIRECT BILIRUBIN.	0.10	mg/dl	
ASPARATE AMINOTRANSFERASE (SGOT/AST)	24.6	U/L	0.00 - 40.00
ALANINE AMINOTRANSFERASE (SGPT/ALT)	21.3	U/L	0.00 - 40.00
ALKALINE PHOSPHATASE (ALP)	68	IU/L	42.00 - 98.00
TOTAL PROTEIN	6.2	g/dl	6.00 - 8.50
SERUM ALBUMIN	4.0	g/dl	3.50 - 5.20
SERUM GLOBULIN	2.20 L	g/dl	2.30 - 3.50
A/G RATIO	1.82 H	%	1.00 - 1.50
POST PRANDIAL BLOOD GLUCOSE	106.1	mg/dl	70.00 - 140.00
URIC ACID	4.21	mg/dl	3.20 - 6.40

--End Of Report--

Ravi Shankar

Verified By

Ravi Shankar K

KIRAN KUMAR S

Bio Chemist

Printed on 13/03/2023 15:16

Page: 2 Of 5

#15, 70th Cross, 14th Main, 1st Stage, Kumaraswamy Layout (Opp. to 15 E Bus Stop), Bengaluru - 560 078

☎ 080 7150 0500 / 88844 66000 ✉ info@vasavihospitals.com 🌐 www.vasavihospitals.com



Vasavi Hospitals

LABORATORY

WE CURE WITH CARE
(A Unit of Sree Vasavi Trust)

Patient Name	Mrs. GEETA N SHETTI	Lab No	56614
UHID	210275	Sample Date	13/03/2023 9:00AM
Age/Gender	32 Yrs/Female	Receiving Date	13/03/2023 9:37AM
Bed No/Ward	OPD	Report Date	13/03/2023 1:05PM
Referred By	Dr. SRIDHAR SRINIVASAN G	Report Status	Final
Bill No.	OPCR/23/7351	Manual No.	

CLINICAL PATHOLOGY

Test Name	Result	Unit	Biological Ref. Range	Method
UIRNE GLUCOSE FASTING				
URINE SUGAR	NIL		NEGATIVE	
			Sample: Urine	
PHYSICAL CHARACTERS				
COLOUR	Pale Yellow			
APPEARANCE	Clear		Clear	
SPECIFIC GRAVITY	1.010			
PH	6.0			
CHEMICAL CONSTITUENTS				
ALBUMIN	Nil			
SUGAR	Nil			
BILE SALTS	Absent			
BILE PIGMENTS	Absent			
KETONE BODIES	NEGATIVE			
BLOOD	Absent			
MICROSCOPY				
PUS CELLS	3-4/HPF			
R.B.C	Nil			
EPITHELIAL CELLS	1-2 /HPF			
CASTS	Nil			
CRYSTALS	Nil			
BACTERIA	Absent			

--End Of Report--



Verified By
KIRAN KUMAR S

BADARINATH S
MD (PGI) KMC No 19014
HEMATOPATHOLOGIST / PATHOLOGIST

Printed on 13/03/2023 15:16

Page: 3 Of 5

#15, 70th Cross, 14th Main, 1st Stage, Kumaraswamy Layout (Opp. to 15 E Bus Stop), Bengaluru - 560 078

☎ 080 7150 0500 / 88844 66000 ✉ info@vasavihospitals.com 🌐 www.vasavihospitals.com



Vasavi
Hospitals

LABORATORY

Patient Name	Mrs. GEETA N SHETTI	Lab No	56614	WE CURE WITH CARE (A Unit of Sree Vasavi Trust)
UHID	210275	Sample Date	13/03/2023 9:00AM	
Age/Gender	32 Yrs/Female	Receiving Date	13/03/2023 12:43PM	
Bed No/Ward	OPD	Report Date	13/03/2023 1:05PM	
Referred By	Dr. SRIDHAR SRINIVASAN G	Report Status	Final	
Bill No.	OPCR/23/7351	Manual No.		

CLINICAL PATHOLOGY

Test Name	Result	Unit	Biological Ref. Range	Method
URINE GLUCOSE-POST PRANDIAL				
URINE SUGAR	NIL		NEGATIVE	

--End Of Report--



Verified By
KIRAN KUMAR S

Ravi Shankar K
Ravi Shankar K
Bio Chemist

Printed on 13/03/2023 15:16

Page: 4 Of 5

#15, 70th Cross, 14th Main, 1st Stage, Kumaraswamy Layout (Opp. to 15 E Bus Stop), Bengaluru - 560 078

☎ 080 7150 0500 / 88844 66000 ✉ info@vasavihospitals.com 🌐 www.vasavihospitals.com

Gastroenterology • Neurology • Orthopaedics • General Surgery • Obstetrics & Gynecology • Nephrology & Urology • ENT • Emergency & Critical Care



Vasavi Hospitals

LABORATORY

WE CURE WITH CARE
(A Unit of Sree Vasavi Trust)

Patient Name	Mrs. GEETA N SHETTI	Lab No	56614
UHID	210275	Sample Date	13/03/2023 9:00AM
Age/Gender	32 Yrs/Female	Receiving Date	13/03/2023 9:37AM
Bed No/Ward	OPD	Report Date	13/03/2023 11:52AM
Referred By	Dr. SRIDHAR SRINIVASAN G	Report Status	Final
Bill No.	OPCR/23/7351	Manual No.	

HAEMATOLOGY

Test Name	Result	Unit	Biological Ref. Range	Method
BLOOD GROUP	"O"			
RH TYPE	POSITIVE			
			Sample: Blood	
HAEMOGLOBIN	12.3	gm/dl	12.00 - 16.00	
TOTAL COUNT	7050	cells/cumm	4500.00 - 11000.00	
DLC				
NEUTROPHILS	54	%	35.00 - 66.00	
LYMPHOCYTES	37	%	24.00 - 44.00	
MONOCYTES	04	%	4.00 - 10.00	
EOSINOPHILS	05	%	1.00 - 6.00	
BASOPHILS	00	%	0.00 - 1.00	
R.B.C COUNT	4.4	mill/cumm	4.00 - 5.20	
PACKED CELL VOLUME (PCV)	36.6	%	36.00 - 46.00	
PLATELET COUNT	2.08	lakh/cumm	1.50 - 4.50	
M.C.V	82.4	fL	80.00 - 100.00	
M.C.H	27.7	pg	26.00 - 34.00	
M.C.H.C	33.6	%	32.00 - 36.00	
ESR (ERYTHROCYTE SEDIMENTATION RATE)	26 H	mm/hr	0.00 - 12.00	

--End Of Report--



Verified By
KIRAN KUMAR S

BADARINATH S
MD (PGI) KMC No 19014
HEMATOPATHOLOGIST / PATHOLOGIST

Printed on 13/03/2023 15:16

Page: 5 Of 5

#15, 70th Cross, 14th Main, 1st Stage, Kumaraswamy Layout (Opp. to 15 E Bus Stop), Bengaluru - 560 078

☎ 080 7150 0500 / 88844 66000 ✉ info@vasavihospitals.com 🌐 www.vasavihospitals.com



Patient Name	Mrs. GEETA N SHETTI	RIS No	56614
UHID	210275	Order Date	13/03/2023 9:00AM
Age/Gender	32 Yrs/Female	Receiving Date	13/03/2023 11:11AM
Bed No/Ward	OPD	Report Date	13/03/2023 11:17AM
Referred By	Dr. SRIDHAR SRINIVASAN G	Report Status	Final
Bill No.	OPCR/23/7351	Manual No.	25399

USG

LIVER: Liver is 13.5 cm in size, both lobes of liver are normal in size with homogeneous echotexture. No evidence of any focal lesion / intrahepatic billiary dilatation noted. CBD and Portal vein normal in size and echotexture.

GALL BLADDER: Well distended, gall bladder wall thickness is normal. Calculus measuring 13 mm is seen in the fundal region.

PANCREAS: Only head is visualised and appears normal. Rest of the pancreas obscured by bowel gas.

SPLEEN: Suboptimally visualised.

KIDNEYS: Both Kidneys are normal in size, shape, contour & position. Cortico medullary differentiation is well maintained. No evidence of any hydronephrosis / hydroureter. Right kidney measures 9.4 x 4.6 cms. Parenchymal thickness 1.6 cms. Left kidney measures 9.9 x 5.0 cms. Parenchymal thickness 1.8 cms.

URINARY BLADDER: Well distended with clear contents. Wall thickness is normal.

UTERUS: Normal in size and echotexture, measuring 8.0 x 3.0 x 3.8 cms. Myometrial echoes appear normal. Endometrium appears normal, measures 3.7 mm.

OVARIES: Both ovaries are normal in size and echotexture.

Right ovary: 2.7 x 1.8 cms. Left ovary: 2.8 x 1.6 cms.


No obvious free fluid in the peritoneal cavity.

IMPRESSION: CHOLELITHIASIS.

**** Note: All abnormalities cannot be detected by Ultrasound scan due to technical limitation, obesity and other factors. Scan findings to be correlated with old reports or other investigations.**



Verified By
Ms Hemalatha K R



Dr. KIRUTHIKA SELVARAJ
MBBS, DMRD
CONSULTANT RADIOLOGIST

Printed on 13/03/2023 11:17

Page: 1 Of 2

UHSD / IP NO	210275 (12927)	RISIN Status :	56614/
Patient Name :	Mrs. GEETA N SHETTI	Age/Gender :	32 Y/F
Referred By :	Dr. SRIDHAR SRINIVASAN G	Ward/Bed No :	OPD
Bill Date/No :	13/03/2023 9:00AM/ OPCR/23/7351	Scan Date :	
Report Date :	13/03/2023 12:31PM	Company Name:	Final

M- MODE MEASUREMENTS

AO	3.13	cm	RVIDD	1.20	cm
LA	2.90	cm	IVSD	0.95	cm
AO/LA RATIO	0.75	cm	LVIDD	3.59	cm
AV CUP	1.46	cm	LVPWD	0.91	cm
EPSS	0.9	cm	IVSS	1.18	cm
DE	1.83	cm	LVIDS	2.29	cm
EF SLOPE	0.7	cm	LVPWS	1.14	cm
SV	57.41		EDV	54.12	ml
CO			ESV	17.94	ml
HR			EF	66.93	%
LVMI			FS	36.20	%
OTHERS			LV MASS	165.32	grams

DESCRIPTIVE FINDINGS: Technically Adequate Study. Normal Sinus rhythm during Study.

LEFT VENTRICLE	Normal in size
LEFT ATRIUM	Normal in size
RIGHT VENTRICLE	Normal in size
RIGHT ATRIUM	Normal in size
WALL MOTION ANALYSIS	No RWMA
TRICUSPID VALVE	Normal
MITRAL VALVE	Normal
PULMONIC VALVE	Normal
AORTIC VALVE	Normal
IAS & IVS	Intact
AORTA & PA	Normal In Size
SYSTEMIC & PULMONARY VENIS	Normally Draining
PERICARDIUM	Normal
OTHERS	No Intra Cardiac Thrombus, Tumour or Vegetation

CARDIOLOGY

UHID / IP NO	210275 (12927)	RISNo./Status :	56614/
Patient Name :	Mrs. GEETA N SHETTI	Age/Gender :	32 Y/F
Referred By :	Dr. SRIDHAR SRINIVASAN G	Ward/Bed No :	OPD
Bill Date/No :	13/03/2023 9:00AM/ OPCR/23/7351	Scan Date :	
Report Date :	13/03/2023 12:31PM	Company Name:	Final

DOPPLER STUDY

VALVES	VELOCITY	GRADIENT	REGURGITATION	OTHERS
P V	0.71m/s		NO PR	
MV	E: 0.88 m/s A: 0.49 m/s		NO MR	
AV	111 m/s		NO AR	
TV	E: 0.60m/s A: 0.40m/s		NO TR	
OTHERS				


SUMMARY FINDINGS:

NORMAL CARDIAC CHAMBERS & VOLUMES

NO REGIONAL WALL MOTION ABNORMALITY AT REST

NORMAL LV SYSTOLIC FUNCTION (EF-66 %)

NO CLOT / EFFUSION / VEGETATION/PAH


Dr. PRANEETHS
CONSULTANT
CARDIOLOGIST

Mr. Deva Sagayam C

OPD Prescription

Reg. No 010075 Issue Date 13/03/2023
 Name Mrs. Geetha. N. Shetti Age/Sex 32y/F
 Doctor Dr. Sridhar. S Department _____
 Patient Mob. 8880036075 Category _____

BP: 110/70 Height: 152cm Weight: 60kg Pain: _____ Pulse: 81b/m Temperature: 100 SpO2: 99%

Allergies: YES NO Details: _____ COVID 19 Positive: YES NO

Previous Drug Reactions: YES NO Details: _____

History and complaints:
eye No pallos
 No icterus
 CVS - S₂ heard
 R₂ B₂ NVBS.

Past History:

USG Abd - 13mm calculus
seen in fundal region of
gall bladder.

Advice

Examination: _____ Drug orders:
 ① Tab Hepakind 300 x 3 months
 100

Investigations:
 ② surgeon opinion

Provisional/Final Diagnosis:

Advice: (Lifestyle / Rehab / Diet)
 Nutritional Screening: Poor Moderate Well
 Fall Risk: No Risk Low high
 Follow up: Date: _____ Time: _____

Name & Signature of the Consultant with Stamp:
 #15, 70th Cross, 14th Main, 1st Stage, Kumaraswamy Layout (Opp.to 15E Bus Stop), Bangalore-560078.
 Appointment: 080 71 500 500 | Emergency: 080 71 500 555

Patient Name: Mrs Geeta Shetti **Age / Sex:** 32/F **UHID No.:** 210275 **Date:** 13/03/22

Chief Complaints:
Routine check up.
no visual complaints.

Others: Cold, Fever, Nausea, Vomiting, Giddiness.

Past History: Eye Treatment (Y/N) Eye Operation (Y/N)

General Health: DM HTN Heart Disease Br. Asthma Allergies Any Others

VISION **Right Eye** **Left Eye**

PL: 6/6 6/6 (P)

Distant PH:

GL:

Near PL:

GL:

Colour vision:

AMSLER GRID:

AR Reading:	Dry	SPH	CYL	AXIS	Wet	SPH	CYL	AXIS
RE					RE			
LE					LE			

Acceptance:	RIGHT EYE				LEFT EYE			
	SPH	CYL	AXIS	VA	SPH	CYL	AXIS	VA
IPD:	—————			6/6	0.25	0.70	160	6/6
				Ng	—————			Ng

Ocular Examination : Extra Ocular Movements :-

RIGHT EYE

LEFT EYE

Anterior Segment



- Lids :
- LAC. Apparatus
- Conj
- Cornea :
- AC depth :



Posterior Segment





- Iris
- Pupil
- Lens
- Media
- DISC
- Macula
- Blood Vessels
- BGF



Fundus:

Right Eye

Left Eye



IOP : $\left\langle \begin{matrix} 10 \\ 10 \end{matrix} \right.$

Provisional Diagnosis:

Left eye myopic astigmatism

Medicine & Advice:

annual eye check up

13/8/23

Date & Time

Dr. Name & Signature

Name : <u>Mrs. Geetha N. Suetli</u>	Age : <u>32</u>	Sex : <u>M/F</u>
Height (cms) <u>152</u>	Weight : <u>60</u>	IBW : <u>52</u>

Morning:

Coffee/ Tea/ Milk (with Skimmed milk) with ½ tsp sugar or without sugar/ Green Tea -1 cup/

Breakfast: 8 am - 9 am

Idly- 3/ Dosa- 2/ Roti- 2/ Pulkas -2/Upma/ Pongal/Rice- 1½cup/ Brown Bread -3 Slices/ Oats/Muslei/ Cornflakes- 1½cup + Vegetable Salad - 1 cup / Sprouts - 1 cup / Egg - 1 Sambar - 1cup/ Chutney - 3 tsp

Mid morning: 11 am - 11.30 am

Fruit - 1/ Buttermilk - 1glass/Lime or Tomato juice - 1 glass/ Marie/ oats/ Biscuits - 2 no Green Tea - 1 cup/ Soup - 1glass/ Ragi Malt - 1 glass / Dry Fruits - 10

Lunch: 1pm - 2 pm

Rice - 1½ cup/ Pulkas- 2 (medium)/ Rice - 1cup+ Pulka - 1+ Sambar - 1cup +Rasam -1 cup
Green leafy/ Vegetable palya- 1cup+Salad - 1cup+ Skimmed Curds -1 cup/
Buttermilk - 1glass

Evening: 4pm - 6 pm

Coffee/ Tea with ½ tsp sugar - 1 cup + Marie Biscuits -2 nos/ Fruit - 1 no /
Sprouts / Boiled legumes- 1cup

Dinner: 8.00 pm - 9.00 pm

Same as Lunch or Breakfast

Oil - 2tsp. Non Veg: Skin out chicken 3 / Fish 3 (Weekly once/ 15 days once).

Avoid Mutton.

Fluids

Water - 2 lts per day

Exercise Regular

FOODS TO BE RESTRICTED:

- * Dairy Products: Whole milk, milk cream, ghee, butter, cheese
- * Animal Products: Red meat, skin with chicken, sea foods, organ meats(liver, kidney, brain and heart), egg yolk
- * Bakery products: Cakes, puffs, cream biscuits, chocolates, pizza, pasta, maida processed foods
- * Drinks: Milk shakes, sweetened juices, proprietary drinks, carbonated, alcohol*Fried foods, fried dhals, gravy foods, processed and canned foods, spices

FOODS TO BE RECOMMENDED:

- * Cereals: Whole grains, unpolished rice/ brown rice/ broken wheat/ Millets*Pulses: Whole gram, dhals, sprouts
- * Vegetables: All fibrous vegetables, green leafy vegetables, salads* Fruits: All fruits except big banana, jackfruit, seethaphal, Sapota* Milk and Milk Products: Skimmed milk, butter milk, skimmed curds*Animal products: Skin out chicken, fish, egg
- * Fats & Oils: source of oil should be changed every month like canola oil, groundnut oil,olive oil, rice bran oil, sunflower oil, saf flower oil, soya oil, mustard oil, sesame oil.

Tips:

- * Never skip meals
- * Eat high fibre food
- * Exercise regularly
- * Include vegetables, green leafy vegetables and fruits in your diet*Keep on changing source of oil every month.
- * Follow the healthy guidelines while eating out
- * Choose healthy snacks
- * Small and frequent meals at regular intervals should be taken *Use brown rice or unpolished rice instead of white rice



Rate 85

PR 138

QRSD 92

QT 362

QTc 431

--AXIS--

P 52

QRS 69

T 55

12 Lead; Standard Placement

