

REVIVAL DIAGNOSTICS



HEALTH CHECK-UP SUMMARY

Name: Kurni Ashok Kumar

Date: 11/06/2022

Email ID:

Sex: M Age: 31 Years Contact No: 9686558893 Remarks:

Under-weight	-
Normal	-
Over-weight	✓

i> **BMI**

Height (in Cm): 162 Weight (in Kg): 89 BMI: 33.9

ii> **Blood Pressure & Pulse**

150/90 mm/hg
89/min. Regular

If high or low, whether the person is on medication: YES / (NO)

iii> **Blood Tests & Lung Function Remarks**

RS
CVS
CNS } (a)

If abnormal, whether the person is on medication: YES / (NO)

iv> **Eye Test Remarks**

Eye Sight: (R) 6/6 (L) 6/6

Color Vision: (a)

v> **Heart Disease**

Whether any specific heart ailment detected (ECG findings):
normal

vi> **Any other problems needing attention / Overall Assessment :**

no

C. Chirag Patel

(P)
Chirag Patel

Revival Diagnostic
401, Aqua Corridor,
B/s. Star Bazar, Surat-395009.
Mo. 91062-28601

Signature of the Doctor
Dr. Chirag Patel
M.B.B.S. G-49432

Laboratory Test Result are Subject to technical limitation and should be clinically correlate for final diagnosis



NAME: Kuni Ashok Kumar SEX: M
BIRTHDATE: 12/08/1990 AGE: 31

DEPARTMENT OF OPHTHALMOLOGY

EYE TEST:

1. VISION:

RIGHT EYE - 6/6

LEFT EYE - 6/6

2. COLOR VISION:

RIGHT EYE - (2)

LEFT EYE - (2)

3. FUNDUS:

RIGHT EYE - (2)

LEFT EYE - (2)

Revival Diagnostic
401, Aqua Corridor,
B/s. Star Bazar, Surat-395009.
Mo. 91062-28601

REMARKS:

(2) *[Handwritten signature]*

[Handwritten signature]
Ophthalmologist/Optometrlist

Laboratory Test Result are Subject to technical limitation and should be clinically correlate for final diagnosis

4th Floor, Aqua Corridor, Hazira Road, Adajan Paal, Surat-395009.

0261 2747788

revivaldiagnostics.surat@gmail.com

www.revivaldiagnostics.com

This medical report is not intended for medico-legal purposes.

REVIVAL DIAGNOSTICS



Dental Assessment Form

NAME
AGE

Kurni Ashok Kumar
31


DATE
SEX

11/06/2022
Male

* CHIEF COMPLAINT

A CLINICAL FEATURES :- Decayed

1 CAVIES :-
2 MISSING TOOTH :-
3 MALOCCLUSION :-
4 FILLING :-



B DIAGNOSIS :- Decayed

C PERSONAL HISTORY :- Hygienic

D PROVISIONAL D/G :- 2

E MEDICAL HISTORY :- NO

F FINAL D/G :- 2

G TREATMENT PLAN :- RSU

Revival Diagnostic
401, Aqua Corridor,
B/s. Star Bazar, Surat-395009.
Mo. 91062-28601

CLINT SIGN



DOCTOR SIGN



Laboratory Test Result are Subject to technical limitation and should be clinically correlate for final diagnosis

4th Floor, Aqua Corridor, Hazira Road, Adajan Paal, Surat-395009.

0261 2747788

revivaldiagnostics.surat@gmail.com

www.revivaldiagnostics.com

This medical report is not intended for medico-legal purposes.



Name : ASHOK KUMAR KURNI
Age/Sex : 31 Yrs. Male
UHID : 18473
Ref. By Dr. : MEDI WHEEL
Category : CTR

Date : 11-Jun-2022 9:15 am
Receipt No : 2033
Lab ID : 14404


Collection Date & Time : 11-Jun-2022 9:15 am

CBC HAEMOGRAM

PARAMETER	RESULT	UNITS	Biological Reference Range
Hemoglobin	12.7	gm/dL	13.5-18.0
RBC Count	5.38	m/c.mm.	4.5-6.5
WBC Count	8007	c. mm.	4,000 - 10,000
Platelet Count	2.72	c. mm.	1.5 Lac - 5.0 Lac
Blood Indices			
Hematocrit (PCV)	42	%	39-54 %
MCV	78.1	fl	75-96
MCH	23.6	pg	27-32
MCHC	30.2	g/dL	30-36
RDW	15.3	%	11- 16
ESR (WINTORBE)	08	mm./hr.	0-20
DIFF WBC Count			
Neutrophils	65	%	40-75
Lymphocytes	30	%	20-50
Eosinophils	03	%	1-6
Monocytes	02	%	2-10
Basophils	00	%	0-5
Band Form	00	%	0-5
Smear Study			
Platelets in Smear	Adequate		
Malarial Parasites	Malarial Parasites Not Detected		
Blood Group	"B"		
RH Factor	Positive		

Lab Technician/Technologist

Revival Diagnostic
401, Aqua Corridor,
B/s. Star Bazar, Surat-395009
Mo. 91062-28601


Dr. Mihir Icecreamwala
M.B.B.S.,M.D. Pathologist

Operator Name: Zaina Gadhvi Subject to technical limitation Reporting Print Date & Time: 11-Jun-2022 11:21:11 AM

4th Floor, Aqua Corridor, Hazira Road, Adajan Paal, Surat-395009.

0261 2747788

revivaldiagnostics.surat@gmail.com

www.revivaldiagnostics.com

This medical report is not intended for medico-legal purposes.



Name : ASHOK KUMAR KURNI
Age/Sex : 31 Yrs./Male
UHID : 18473
Ref. By Dr. : MEDI WHEEL


Date : 11-Jun-2022 9:15 am
Rec. No : 2033
Lab ID : 14404
Category : CTR

Collection Date & Time : 11-Jun-2022 9:15 am

BIOCHEMISTRY

TEST	RESULTS	Unit	BIOLOGICAL REFERENCE RANGI
GGT <i>IFCC, Without Pyridoxal Phosphate</i>	: 29	U/L	5 - 50 U/L
SGOT <i>IFCC, Without Pyridoxal Phosphate</i>	: 32	U/L	0 - 50 U/L
SGPT <i>IFCC, Without Pyridoxal Phosphate</i>	: 47	U/L	0 - 50 U/L
Alkaline Phosphatase <i>ALP-AMP</i>	: 87	IU/l	38 - 126 IU/l
Total Bilirubin <i>DIAZO METHOD</i>	: 0.3	mg/dl	0.2 - 1.2 mg/dl
Direct Bilirubin <i>DIAZO METHOD</i>	: 0.1	mg/dl	0.1 - 0.4 mg/dl
Indirect Bilirubin <i>CALCULATED</i>	: 0.2	mg/dl	0.1 - 0.8 mg/dl
Blood Urea Nitrogen (BUN) <i>GLDH-UREASE METHOD</i>	: 12	mg/dl	9 - 20 mg/dl
Creatinine <i>(METHOD : ENZYMATIC)</i>	: 0.9	mg/dl	0.5 - 1.5 mg/dl
Uric Acid <i>URICASE-POD</i>	: 6.0	mg/dl	4 - 8.5 mg/dl
Blood Sugar - F	: 110	mg/dL	70 - 110 mg/dL
Urine Sugar - F	: Absent		
Urine Ketone - F	: Absent		
Blood Sugar- PP	: 120	mg/dL	80 - 140 mg/dL
Urine Sugar - PP	: Absent		
Urine Ketone - PP	: Absent		
Total Protein <i>Biuret</i>	: 6.4	gm/dl	6.3 - 8.2 gm/dl
S.Albumin	: 3.8	gm/dl	3.7 - 5.3 gm/dl

Diagnostic
401, Aqua Corridor,
B/s. Star Bazar, Surat-395009
Mo. 91062-28601


Dr. Mihir Icecreamwala
M.B.B.S., M.D. Pathologist

Reporting Date & Time : 11-Jun-2022 04:00:00PM

Test Performed On Fully Authomated Clinical Chemistry Analyser EM-200

Laboratory Test Result are Subject to technical limitation and should be clinically correlate for final diagnosis

📍 4th Floor, Aqua Corridor, Hazira Road, Adajan Paal, Surat-395009.

☎ 0261 2747788

✉ revivaldiagnostics.surat@gmail.com

🌐 www.revivaldiagnostics.com

This medical report is not intended for medico-legal purposes.

REVIVAL DIAGNOSTICS



BCG(Bromo Cresol Green)

Globulin CALCULATED	: 2.6	gm/dl	2.4 - 3.2 gm/dl
A/G Ratio CALCULATED	: 1.46	gm/dl	1 - 2.3 gm/dl



Revival Diagnostic
401, Aqua Corridor,
B/s. Star Bazar, Surat-395009
Mo. 91062-28601

Dr. Mihir Icecreamwala
M.B.B.S.,M.D. Pathologist

Reporting Date & Time : 11-Jun-2022 04:00:00PM

Test Performed On Fully Automated Clinical Chemistry Analyser EM-200

Laboratory Test Result are Subject to technical limitation and should be clinically correlate for final diagnosis

📍 4th Floor, Aqua Corridor, Hazira Road, Adajan Paal, Surat-395009.

☎ 0261 2747788

✉ revivaldiagnostics.surat@gmail.com

🌐 www.revivaldiagnostics.com

This medical report is not intended for medico-legal purposes.



Name : ASHOK KUMAR KURNI
Age/Sex : 31 Yrs. Male
UHID : 18473
Ref. By Dr. : MEDI WHEEL
Category : CTR

Date : 11-Jun-2022
Receipt No : 2033
Lab ID : 14404

Collection Date & Time : 11-Jun-2022 9:15 am

REPORT OF SERUM LIPID PROFILE

Test	Result	Biological Reference Range
Serum Cholesterol (Mehod : CHOD-POD)	140	Normal : Less than 200 mg / dl Borderline : 200 to 239 mg / dl Undesirable : More than 240 mg / dl
Serum Triglyceride (Mehod : GPO-POD)	152	Normal : Less than 150 mg / dl Borderline High : 150 to 199 mg / dl High : 200 - 499 mg / dl Very High : More than 500 mg / dl
Serum HDL - Cholesterol (Mehod : PVS-PEGME Precipitation with CHOD-POD)	33	Desirable : More than 55 mg / dl Borderline : 35 to 55 mg / dl Undesirable : Less than 35 mg / dl
Serum LDL - Cholesterol (Mehod : Calculated)	76.6	Optimal : Less than 100 mg / dl Above Optimal : 100 - 129 mg / dl Borderline High : 130 to 159 mg / dl High : 160 to 189 mg / dl Very High : More than 190 mg / dl
VLDL (Mehod : Calculated)	30.4	Normal : 5 to 30 mg / dl
Chol. / HDL - Chol. Ratio	4.2	Low Risk : Less than 3.8 Medium Risk : 3.8 to 5.9 High Risk : More than 6
LDL / HDL - Chol. Ratio	2.32	Low Risk : Less than 3.55 Medium Risk : 3.55 - 4 High Risk : More than 6

Revival Diagnostic
401, Aqua Corridor,
B/s. Star Bazar, Surat-395009
Mo. 91062-28601

Lab Technician/Technologist

Dr. Mihir Icecreamwala
M.B.B.S..M.D. Pathologist

Operator Name: Zarna Gandhi

Reporting PrintDate & Time: 11-Jun-2022

Laboratory Test Result are Subject to technical limitation and should be clinically correlate for final diagnosis

4th Floor, Aqua Corridor, Hazira Road, Adajan Paal, Surat-395009.

☎ 0261 2747788

✉ revivaldiagnostics.surat@gmail.com

🌐 www.revivaldiagnostics.com

This medical report is not intended for medico-legal purposes.



Name : ASHOK KUMAR KURNI
Age/Sex : 31 Yrs. / Male
UHID : 18473
Category : CTR
Ref. By Dr. : MEDI WHEEL

Date : 11-Jun-2022 9:15 am
Receipt No : 2033
Lab ID : 14404
Collection Date & Time : 11-Jun-2022 9:15 am

ROUTINE URINE EXAMINATION REPORT

PHYSICAL EXAMINATION :

Quantity : 20 ml
Colour : Pale Yellow
Appearance : Clear
Reaction : Acidic
Specific Gravity : 1.010

CHEMICAL EXAMINATION :

Proteins : Absent
Sugar : Absent
Acetone : Absent
Bile Salts : Absent
Bile Pigments : Absent
Urobilinogen : Normal
O.B.T. : Negative

MICROSCOPIC EXAMINATION :

Pus Cells : Occasional
R. B. C. : Absent
Epithelial Cells : 1-2/hpf.
Bacteria : Absent
Casts : Absent
Crystals : Absent
Yeast cell : Absent
Mucus : Absent
Other Findings : NIL

Revival Diagnostic
401, Aqua Corridor,
B/s. Star Bazar, Surat-395009
Mo. 91062-28001
Lab Technician/Technologist


Dr. Mihir Icecreamwala
M.B.B.S., M.D. Pathologist

Laboratory Test Result are Subject to technical limitation and should be clinically correlate for final diagnosis



Name : ASHOK KUMAR KURNI

Date : 11-Jun-2022

Age/Sex : 31 Yrs. Male

Receipt No : 2033

UHID : 18473

Ref. By Dr. : MEDI WHEEL

Lab ID : 14404

Report By Dr. : Dr.

Category : CTR

Collection Date & Time : 11-Jun-2022 9:15 am

REPORT OF GLYCOSYLATED HEMOGLOBIN [HbA1C]

Parameter	Result	Unit	Biological Reference Interval
Hemoglobin A1C(HbA1C)	5.2	%	HbA1C Degree of Glucose Control

< 5.6 % Non Diabetics
5.7 - 6.4 % Prediabetics
> = 6.5 % Diabetics

(REF : Wallace, 11th Edition)

REMARKS:

6 - 7 % Excellent Control
7 - 8 % Good Control
8 -10 % Unsatisfactory Control
> 10 % Poor Control


Method : High performance liquid chromatography (HPLC)

MEAN BLOOD GLUCOSE OVER THE PAST 60 DAYS FROM THE HbA1C RESULT : 000 mg/dl

Remarks : GHb test is useful for the long term control and monitoring of diabetes mellitus since it reflects the integration of blood glucose levels during past 4-8 weeks.

Revival Diagnostics
401, Aqua Corridor,
B/s. Star Bazar, Surat-395009
Mo. 91062-28601

Lab Technician/Technologist


Dr. Mihir Icecreamwala
M.B.B.S..M.D. Pathologist

Operator Name :Zarna Gandhi

Reporting Print Date & Time :11-Jun-2022

Laboratory Test Result are Subject to technical limitation and should be clinically correlate for final diagnosis



Name : ASHOK KUMAR KURNI
Age/Sex : 31 Yrs. Male
UHID : 18473
Ref. By Dr. : MEDI WHEEL
Category : CTR

Date : 11-Jun-2022 9:15 am
Receipt No : 2033

Lab ID : 14404

Collection Date & Time : 11-Jun-2022 9:15 am

THYROID TEST

TEST	RESULT	Biological Reference Range
T3	0.89	0.87 - 1.78 ng/ml
T4	4.86	4.60 - 13.5 ug/dl
TSH	7.66	0.50 - 5.50 uIU/ml 5.5 to 15 uIU/ml - Suggested Clinical co-relation Or Repeat test with new sample as physiological factors can give falsely high TSH Above 15uIU/ml Hypothyroid PREGNANT WOMEN normal ranges for TSH: 1st Trimester :0.0878 - 2.8293 uIU/ml 2nd Trimester :0.1998 - 2.7915 uIU/ml 3rd Trimester :0.307 - 2.9028 uIU/ml Ref:Tietz Fundamentals of Clinical Chemistry.

Revival Diagnostic

401, Aqua Corridor,
B/s. Star Bazar, Surat-395009
Mo. 91062-28601

Lab Technician/Technologist

Dr. Mihir Icecreamwala
M.B.B.S.,M.D. Pathologist

Operator Name : Zarna Gandhi

Reporting Print Date & Time : 11-Jun-2022

Laboratory Test Result are Subject to technical limitation and should be clinically correlate for final diagnosis

4th Floor, Aqua Corridor, Hazira Road, Adajan Paal, Surat-395009.

0261 2747788

revivaldiagnostics.surat@gmail.com

www.revivaldiagnostics.com

This medical report is not intended for medico-legal purposes.



Name : ASHOK KUMAR KURNI
Age/Sex : 31 Yrs. Male
UHID : 18473
Ref. By Dr. : MEDI WHEEL
Catagory : CTR

Date : 11-Jun-2022
Receipt No : 2033
Lab ID : 14404

Collection Date & Time : 11-Jun-2022 9:15 am


REPORT OF TUMOR MARKERS

Test	Result	Biological Reference Range
PROSTATE SPECIFIC ANTIGEN (PSA)	0.68 ng/ml	[0.0 - 2.5 ng/ml] 40 - 49 Years [0.0 - 3.5 ng/ml] 50 - 59 Years [0.0 - 4.5 ng/ml] 60 - 69 Years [0.0 - 5.5 ng/ml] 70 - 79 Years

REVIVAL
DIAGNOSTICS

Dr. Mihir Icecreamwala
M.B.B.S.,M.D. Pathologist
Operator Name:Zarna Gandhi

Revival Diagnosti
401, Aqua Corridor,
B/s. Star Bazar, Surat-395009
Mo. 91062-28601


Lab Technician/Technologist

PrintDate & Time:11-Jun-2022

Method: - Test performed on Automated Chemiluminescence Assay [COBAS E411,ROCHE]
Corrobrative clinicopathologic correlation is essential for final diagnosis.Test reports are subjected to technical limitation and should be clinically co-related. Laboratory may be contacted if required.

Laboratory Test Result are Subject to technical limitation and should be clinically correlate for final diagnosis



2D-ECHOCARDIOGRAPHY & COLOR DOPPLER REPORT

Name:	ASHOK KUMAR KURNI	Age/Gender	31Yrs /Male
Referred by.	MEDI WHEEL	Date	11/06/2022

VITALS: BP = 140/90mmHg, PULSE =89bpm, SPO2 =98%

INDICATION: Preventive Health check up


- **CARDIAC CHAMBERS:** Left Ventricle: Normal size, Left Atrium: Normal size.
- No e/o thrombus in LA/LV.
- **Right Atrium:** Normal size. **Right Ventricle:** Normal size,
- **Normal Right Ventricular function.** (TAPSE=20mm)
- **Normal Left Ventricular systolic function.** LVEF = 60% ,
No regional wall abnormality. No thinning / scarring / dyskinesia of LV wall.
- **No Concentric Left Ventricular Hypertrophy.** (IVSd= 11 mm),
- **Grade I / IV Left Ventricular Diastolic Dysfunction [LVDD].**
- No Doppler evidence of raised LVEDP (E/E'= 7)
- **LV Compliance :**
No Left Ventricular Diastolic Dysfunction [LVDD]. No Doppler e/o raised LVEDP.
- **VALVES:**
- Structurally Normal Mitral valve/ Aortic valve/Tricuspid valve/ Pulmonary valve.
No significant Valvular Stenosis.
- **Doppler findings:** AV max = 1.23 m/s, PV max = 0.9 m/s.
Trivial Pulmonary Regurgitation, Trivial Tricuspid regurgitation.
- **No Pulmonary Arterial Hypertension.** PASP by TRjet vel.method = 23 mmHg.
- **SEPTAE:** IAS / IVS Appear Intact.
- **IVC :** Normal in dimension and shows good inspiratory 11mm collapse.
- **OTHERS:** No e/o Pericardial effusion / vegetation.

IMPRESSION:

**NORMAL LV SYSTOLIC FUNCTION, LVEF= 60 %, NO RWMA,
NO LVH , GRADE I LVDD ,TRIVIAL PR/TR, NO PAH.**

Revival Diagnostic

401, Aqua Corridor,
B/s. Star Bazar, Surat-395009.
Mo. 91062-28601


DR SUSHIL YADAV
CONSULTING & CLINICAL
CARDIOLOGIST

Laboratory Test Result are Subject to technical limitation and should be clinically correlate for final diagnosis

4th Floor, Aqua Corridor, Hazira Road, Adajan Paal, Surat-395009.

☎ 0261 2747788

✉ revivaldiagnostics.surat@gmail.com

🌐 www.revivaldiagnostics.com

This medical report is not intended for medico-legal purposes.



Stage	StageTime (Min:Sec)	PhaseTime (Min:Sec)	Speed (kmph)	Grade (%)	METs	H.R. (bpm)	B.P. (mmHg)	R.P.P. x100	PVC	Comments
Supine					1.0	102	140/90	142	-	
Standing					1.0	99	140/90	138	-	
HV					1.0	91	140/90	127	-	
ExStart					1.0	100	140/90	140	-	
Stage 1	3:00	3:01	2.7	10.0	4.6	144	140/90	201	-	
Stage 2	3:00	6:01	4.0	12.0	7.0	155	150/90	232	-	
PeakEx	0:32	6:33	5.5	14.0	7.6	167	150/90	250	-	
Recovery	1:00		0.0	0.0	1.1	152	180/100	273	-	
Recovery	2:00		0.0	0.0	1.0	124	180/100	223	-	
Recovery	3:00		0.0	0.0	1.0	134	162/90	217	-	
Recovery	3:06		0.0	0.0	1.0	122	144/90	175	-	
Recovery					0.0	0	---/---	0	-	

Medication : Nil

History : Nil

Test End Reason : Test Complete

Findings :

The patient exercised according to BRUCE for 6:33, achieving a work level of Max METs:7.6. Resting heart rate initially 102 bpm, rose to a max. heart rate of 167 bpm which represents 88% of maximum age predicted heart rate. Resting blood pressure 140/90 mmhg, rose to a maximum blood Pressure of 150/90 mmhg. The exercise stress test was stopped due to Test Complete

Parameters :

Exercise Time : 6:33 minutes

Max HR attained : 167 bpm 88% of Max Predictable HR 189

Max BP : 150/90(mmHg)

WorkLoad attained : 7.6 (Fair Effort Tolerance)

NOsignificant ST segment changes noted during exercise or recovery.

NOAngina/Arrhythmia/S3/murmur

Final Impression : Test is negative for inducible ischaemia.

Advice/Comments:

X No Test

Revival Diagnostic

401, Aqua Corridor,

E/s. Star Bazar, Surat-395009.

Mo. 91062-28601

Print Date: 11-Jun-2022

DR. ADITI PATEL
M.B.S., D. CARD (MUM)
CLINICAL CARDIOLOGIST

REG.NO.G-4290R. ADITI PATEL

REDIUS DIAGNOSTICS

4TH FLOOR, AQUA CORRIDOE, NEAR STAR BAZAR, ADAJAN- 395009, SURAT

894/KURNI ASHOKKUMAR

31 Yrs/Male

89 Kg/162 Cms

Date: 11-Jun-2022 11:04:23 AM

HR: 100 bpm

METS: 1.0

BP: 140/90

MPHR: 52% of 189

Speed: 0.0 kmph

Grade: 0.0%

12 Lead + Comparison

Raw ECG

BRUCE

(1.0-100)Hz

Ex Time 00:36

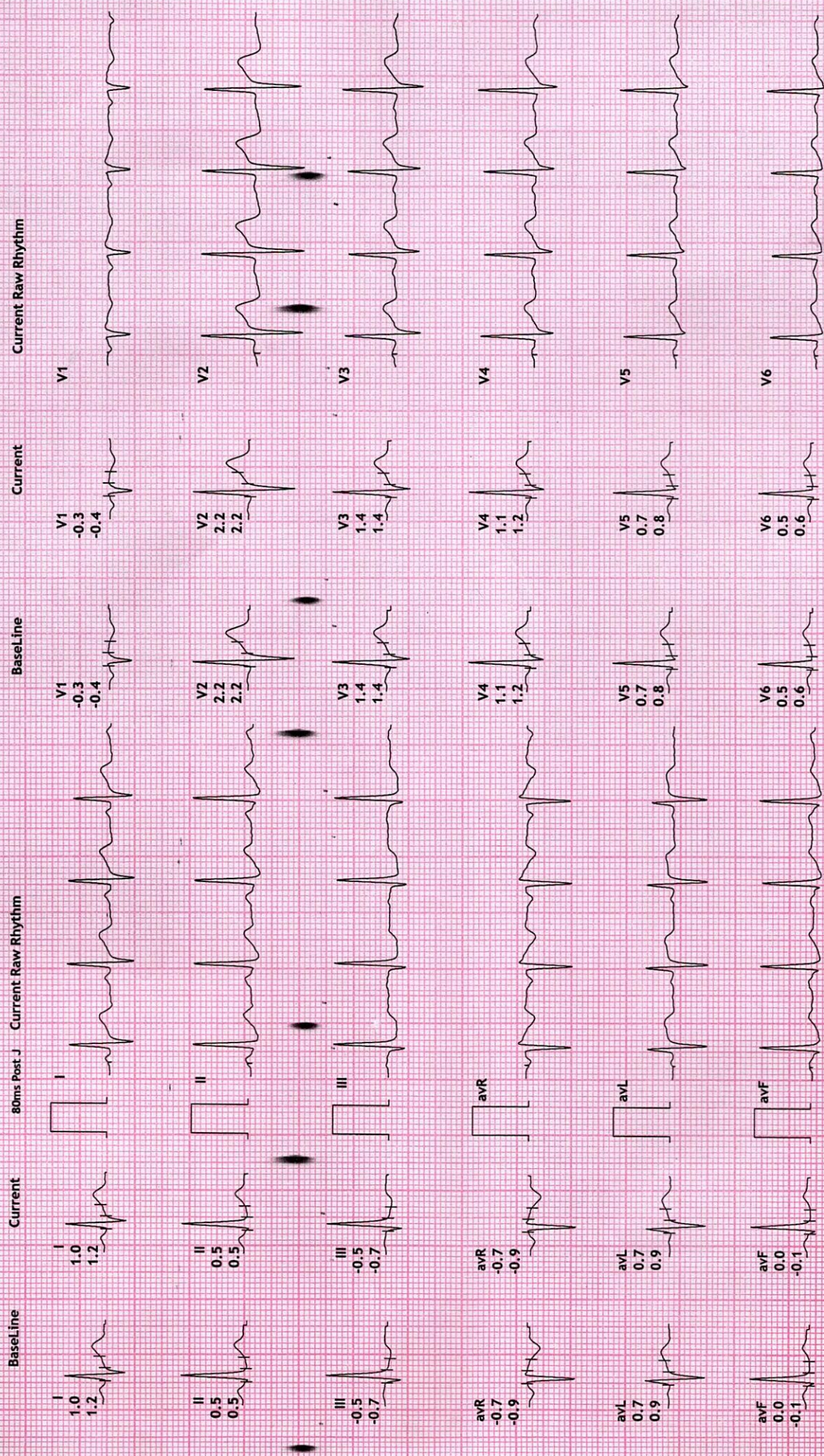
BLC :On

Notch :On

SUPINE

10.0 mm/mV

25 mm/Sec.



REDIUS DIAGNOSTICS

4TH FLOOR, AQUA CORRIDOE, NEAR STAR BAZAR, ADAJAN- 395009, SURAT

894/KURNI ASHOKKUMAR

31 Yrs/Male

89 Kg/162 Cms

Date: 11-Jun-2022 11:04:23 AM

12 Lead + Comparison

HR: 98 bpm

METS: 1.0

BP: 140/90

MPHR:51% of 189

Speed: 0.0 kmph

Grade: 0.0%

Raw ECG

BRUCE

(1.0-100)Hz

Ex Time 00:50


BLC :On

Notch :On

STANDING

10.0 mm/mV

25 mm/Sec.



Current Raw Rhythm

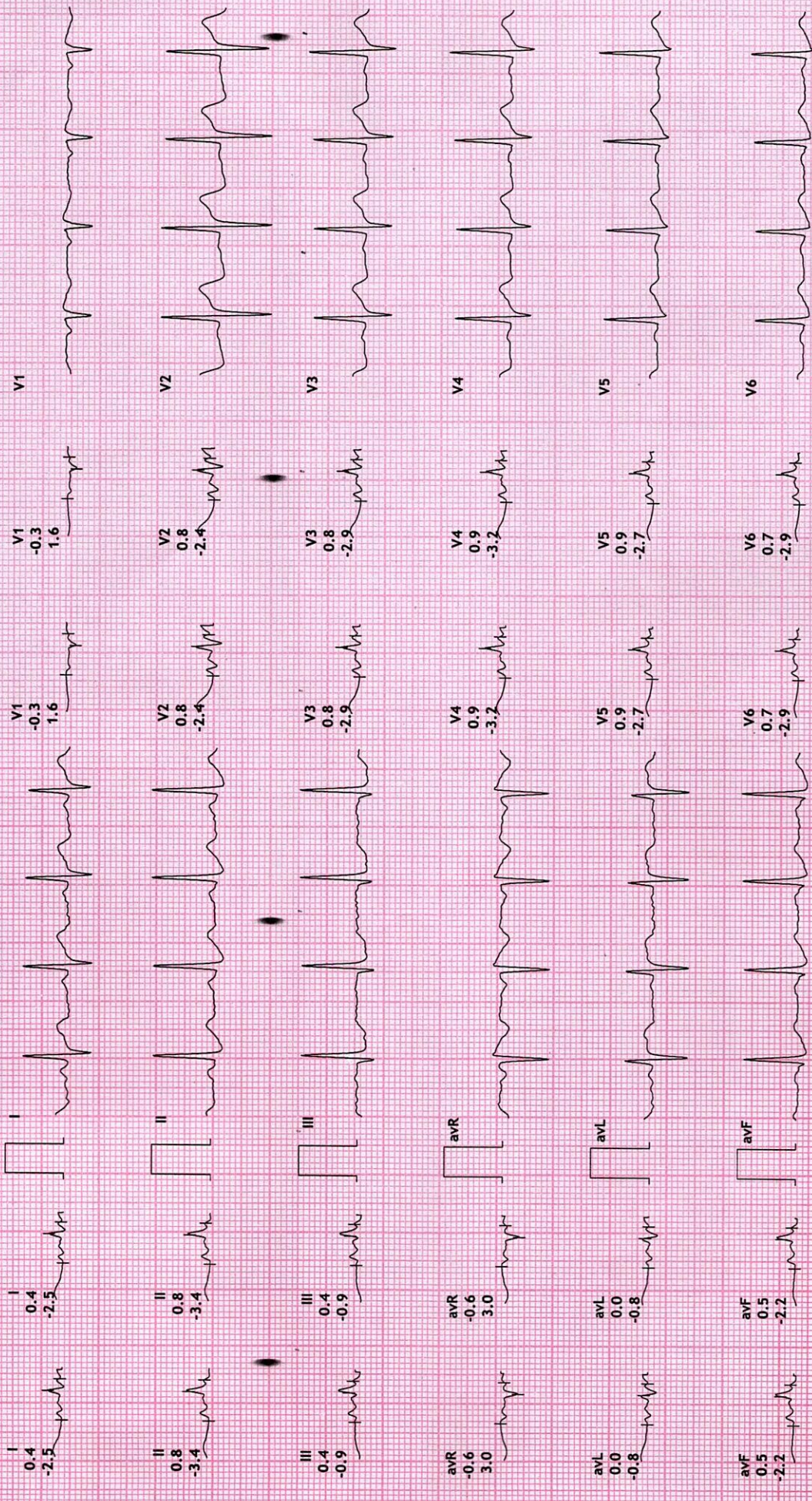
Current

Baseline

80ms Post J Current Raw Rhythm

Current

Baseline



REDIUS DIAGNOSTICS

4TH FLOOR, AQUA CORRIDOE, NEAR STAR BAZAR, ADAJAN- 395009, SURAT

894/KURNI ASHOKKUMAR

31 Yrs/Male

89 Kg/162 Cms

Date: 11-Jun-2022 11:04:23 AM

12 Lead + Comparison

MPHR: 49% of 189

Speed: 0.0 kmph

Grade: 0.0%

HR: 93 bpm

METS: 1.0

BP: 140/90

Raw ECG

BRUCE

(1.0-100)Hz

Ex Time 01:03

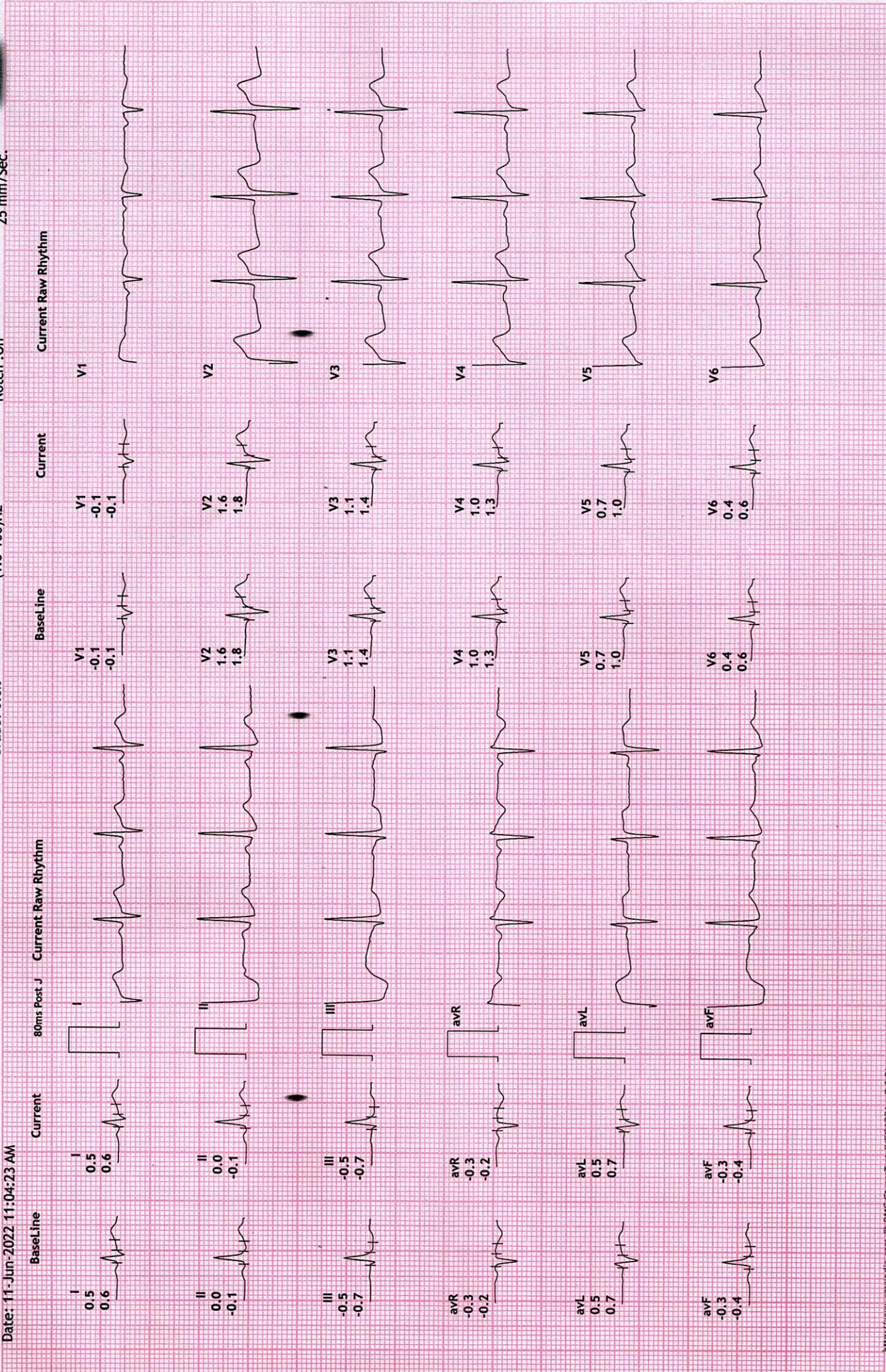
BLC :On

Notch :On

HV

10.0 mm/mV

25 mm/Sec.



REDIUS DIAGNOSTICS

4TH FLOOR, AQUA CORRIDOE, NEAR STAR BAZAR, ADAJAN- 395009, SURAT

894/KURNI ASHOKKUMAR
31 Yrs/Male
89 Kg/162 Cms

Date: 11-Jun-2022 11:04:23 AM

HR: 90 bpm
METS: 1.0
BP: 140/90

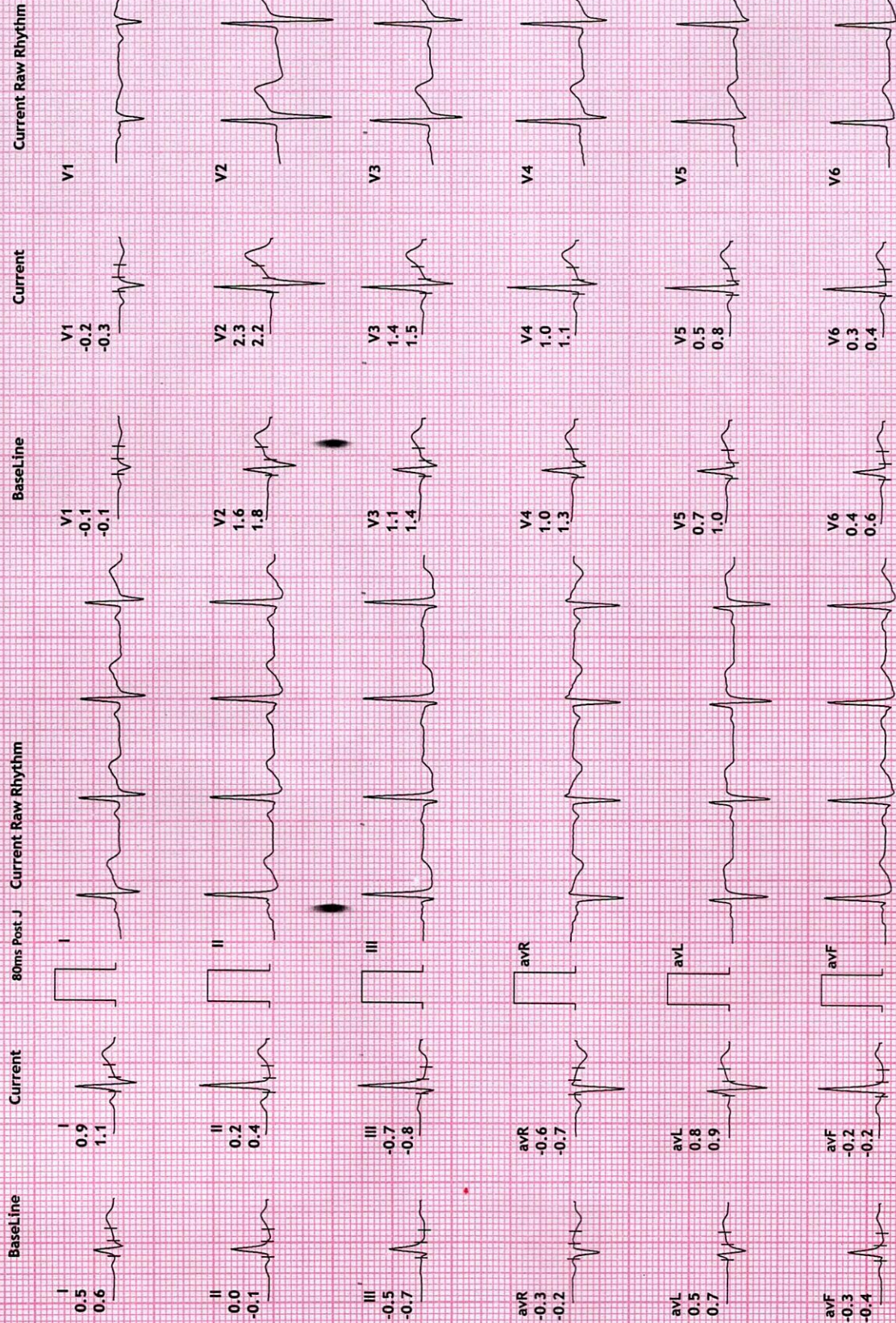
MPHR: 47% of 189
Speed: 0.0 kmph
Grade: 0.0%

Raw ECG
BRUCE
(1.0-100)Hz

Ex Time 00:00
BLC :On
Notch :On

ExStrt
10.0 mm/mV
25 mm/Sec.

12 Lead + Comparison



REDIUS DIAGNOSTICS

4TH FLOOR, AQUA CORRIDOE, NEAR STAR BAZAR, ADAJAN- 395009, SURAT

894/KURNI ASHOKKUMAR

31 Yrs/Male

89 Kg/162 Cms

Date: 11-Jun-2022 11:04:23 AM

12 Lead + Comparison

MPHR: 76% of 189

HR: 144 bpm

METS: 4.6

BP: 140/90

Raw ECG

BRUCE

(1.0-100)Hz

Ex Time 03:00

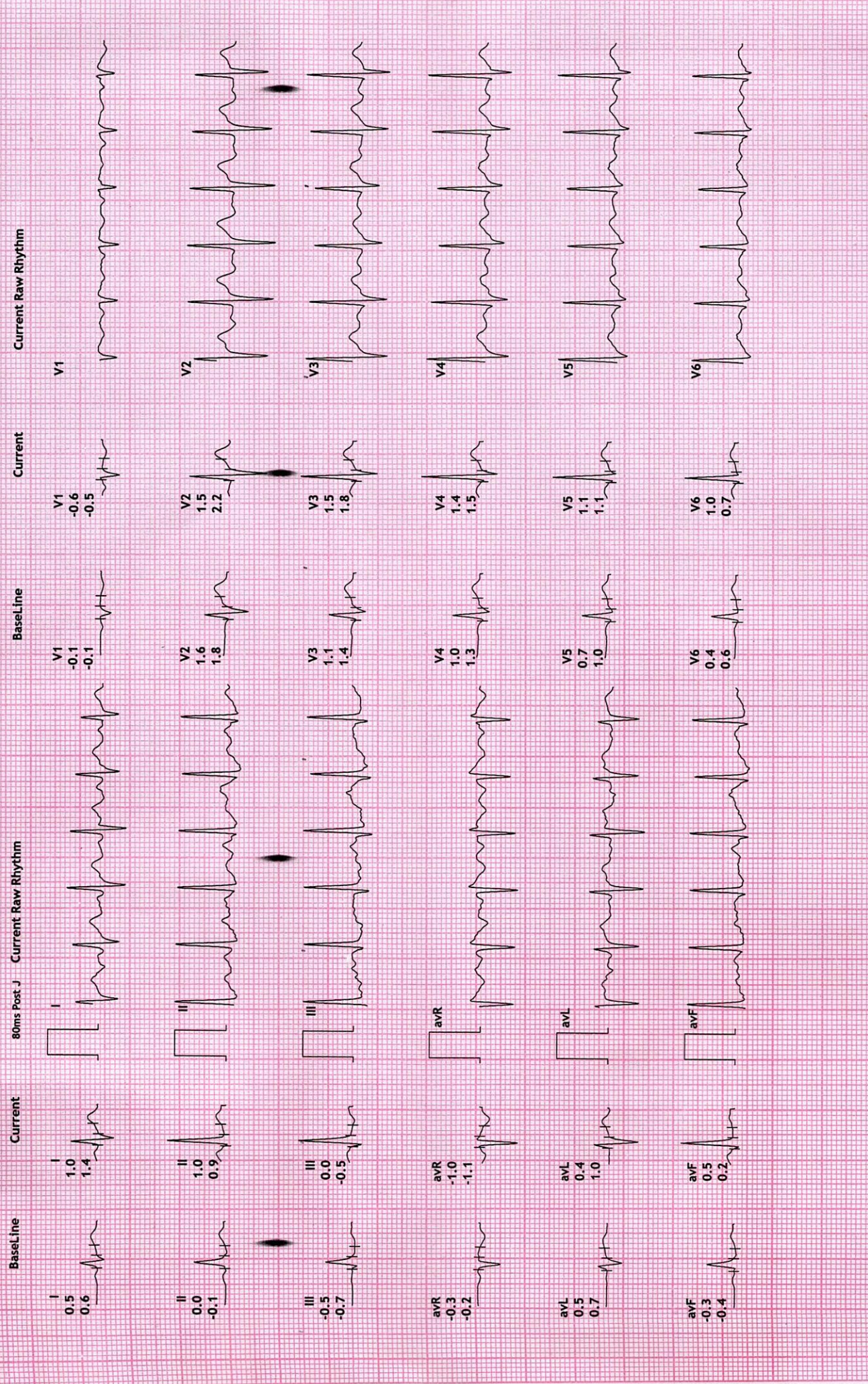
BLC :On

Notch :On

Stage 1 (03:00

10.0 mm/mV

25 mm/Sec.



12 Lead + Comparison

KEDIUS DIAGNOSTICS

4TH FLOOR, AQUA CORRIDOE, NEAR STAR BAZAR, ADAJAN- 395009, SURAT

894/KURNI ASHOKKUMAR

31 Yrs/Male

89 Kg/162 Cms

Date: 11-Jun-2022 11:04:23 AM

MPHR: 82% of 189

Speed: 4.0 kmph

Grade: 12.0%

Raw ECG

BRUCE

(1.0-100)Hz

Ex Time 06:00

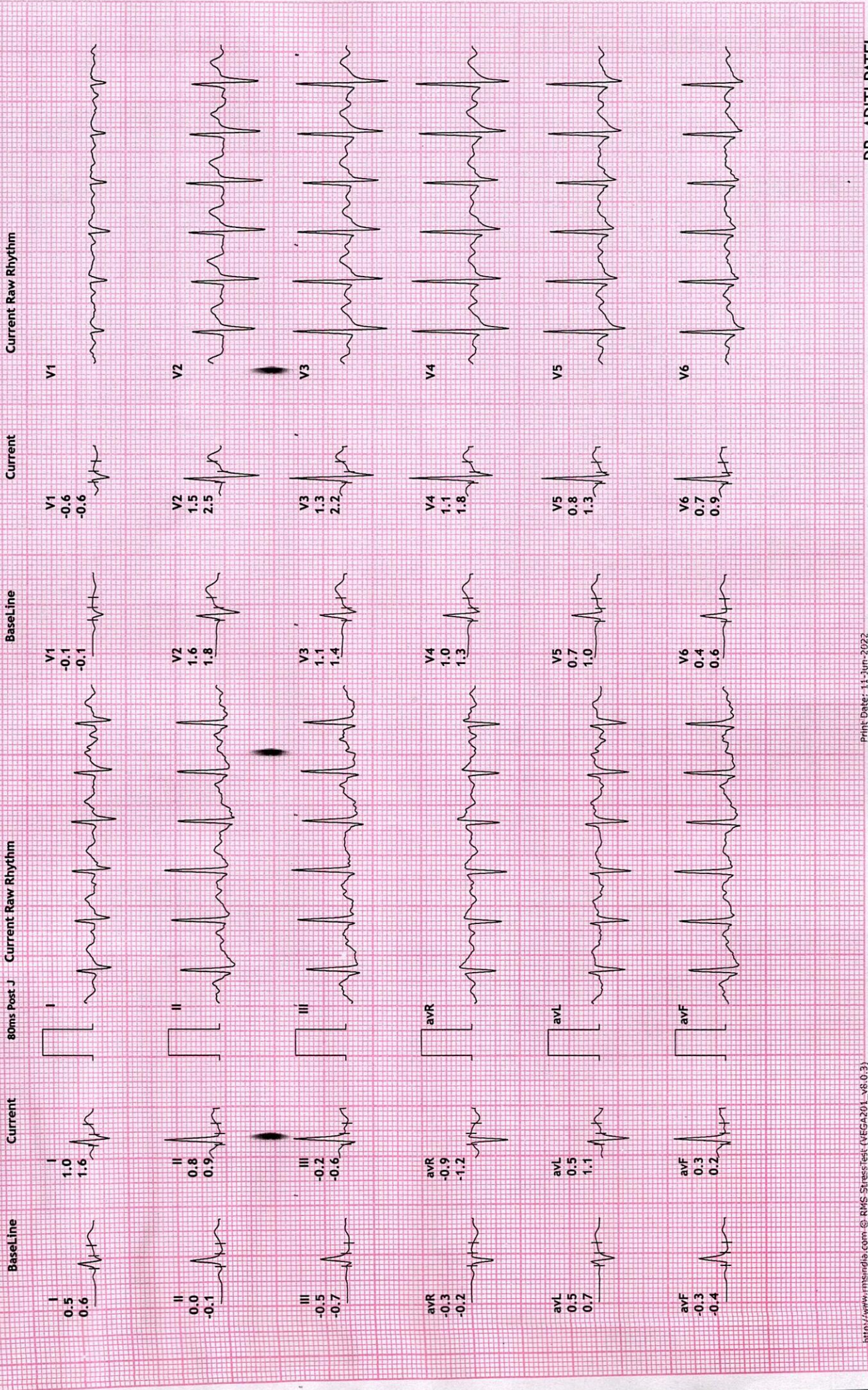
BLC :On

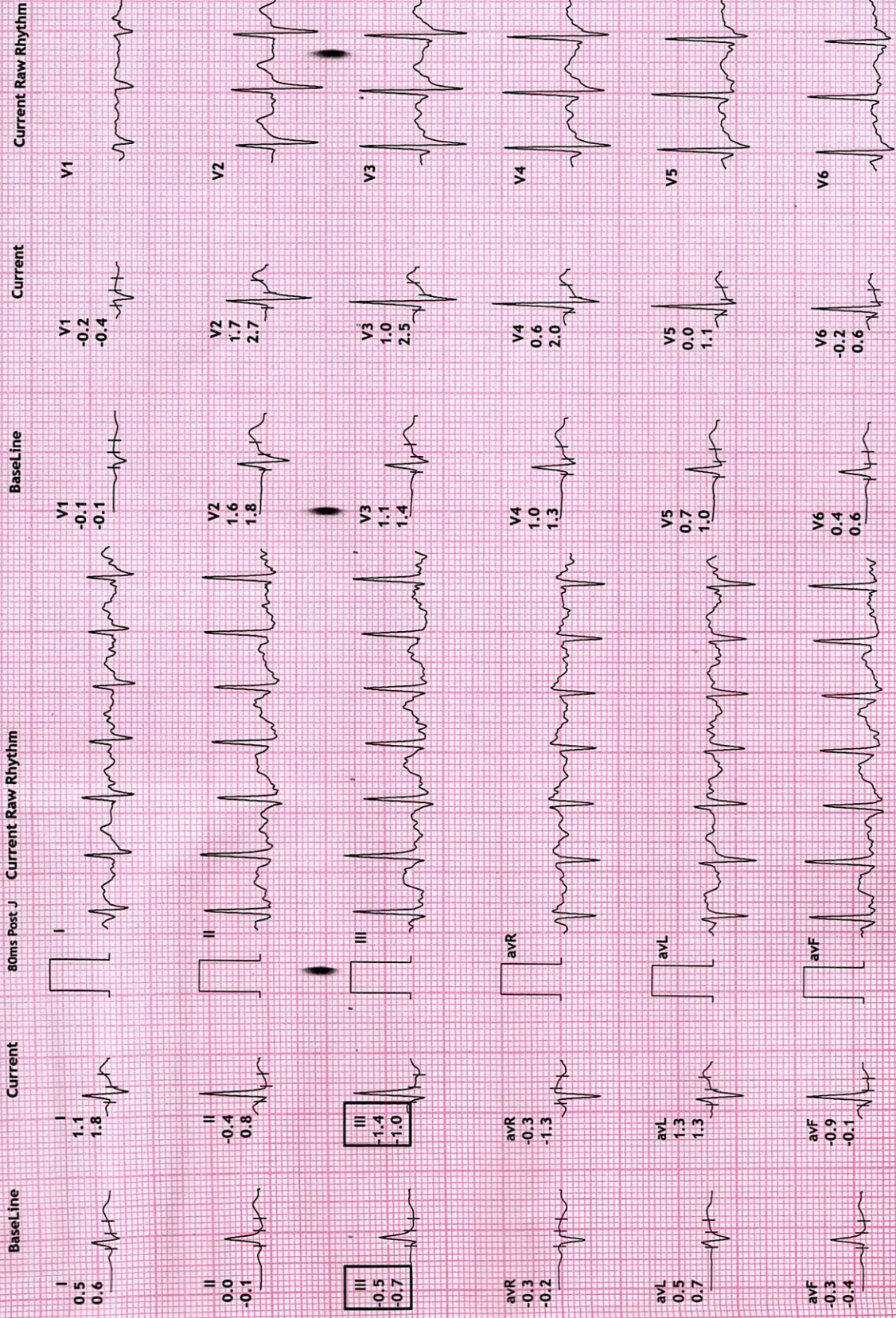
Notch :On

Stage 2 (03:00

10.0 mm/mV

25 mm/Sec.







12 Lead + Comparison

RADIUS DIAGNOSTICS
 4TH FLOOR, AQUA CORRIDOE, NEAR STAR BAZAR, ADAJAN- 395009, SURAT
 894/KURNI ASHOKKUMAR
 31 Yrs/Male
 89 kg/162 Cms

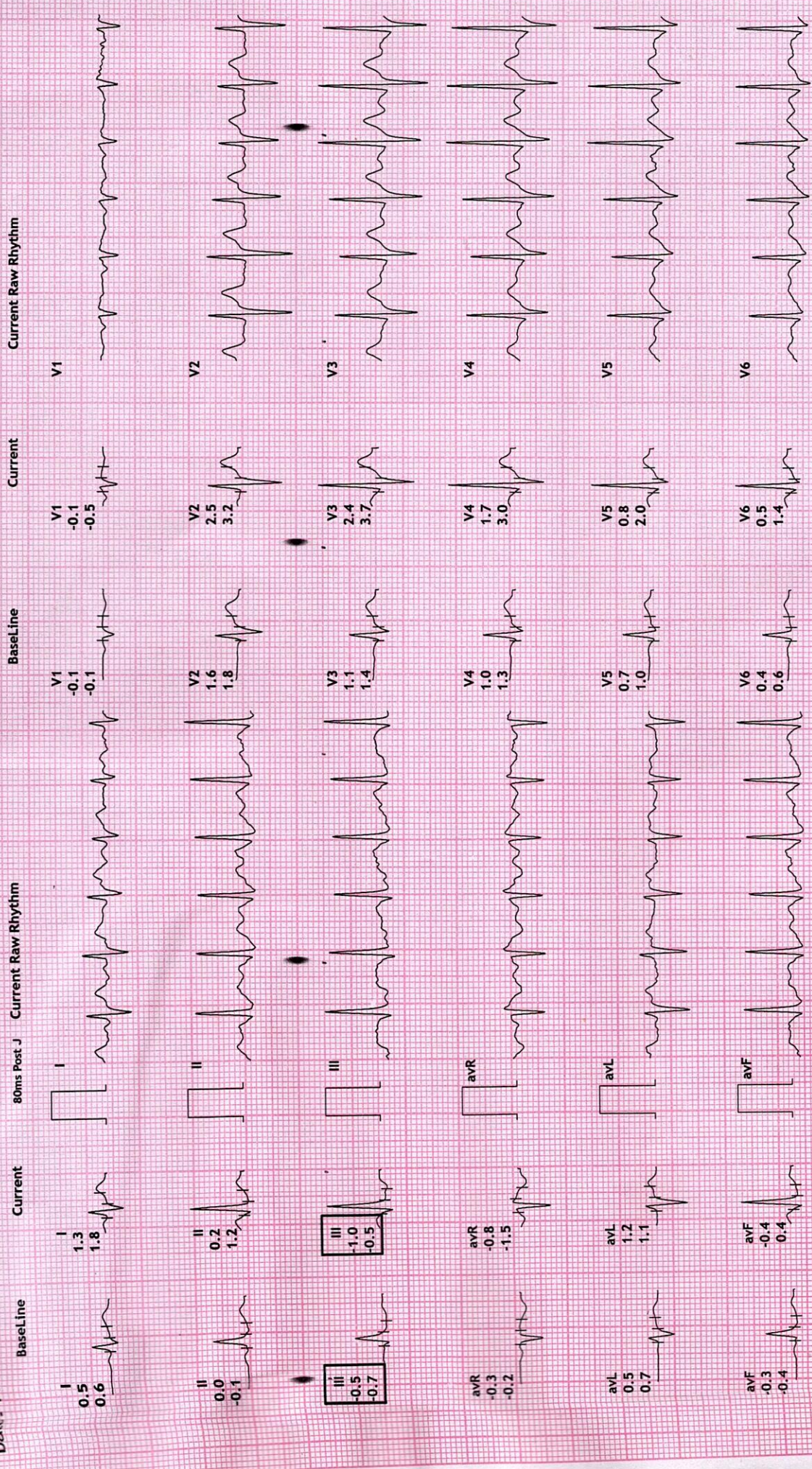
MPHR: 80% of 189
 Speed: 0.0 kmph
 Grade: 0.0%

Raw ECG
 BRUCE
 (1.0-100)Hz

Ex Time 06:32
 BLC : On
 Notch : On

Recovery : (01)
 10.0 mm/mV
 25 mm/Sec.

Date : 11-Jun-2022 11:04:23 AM



12 Lead + Comparison

REDIUS DIAGNOSTICS

4TH FLOOR, AQUA CORRIDOE, NEAR STAR BAZAR, ADAJAN- 395009, SURAT

894/KURNI ASHOKKUMAR
31 Yrs/Male
89 Kg/162 Cms

HR: 124 bpm
METS: 1.0
BP: 180/100

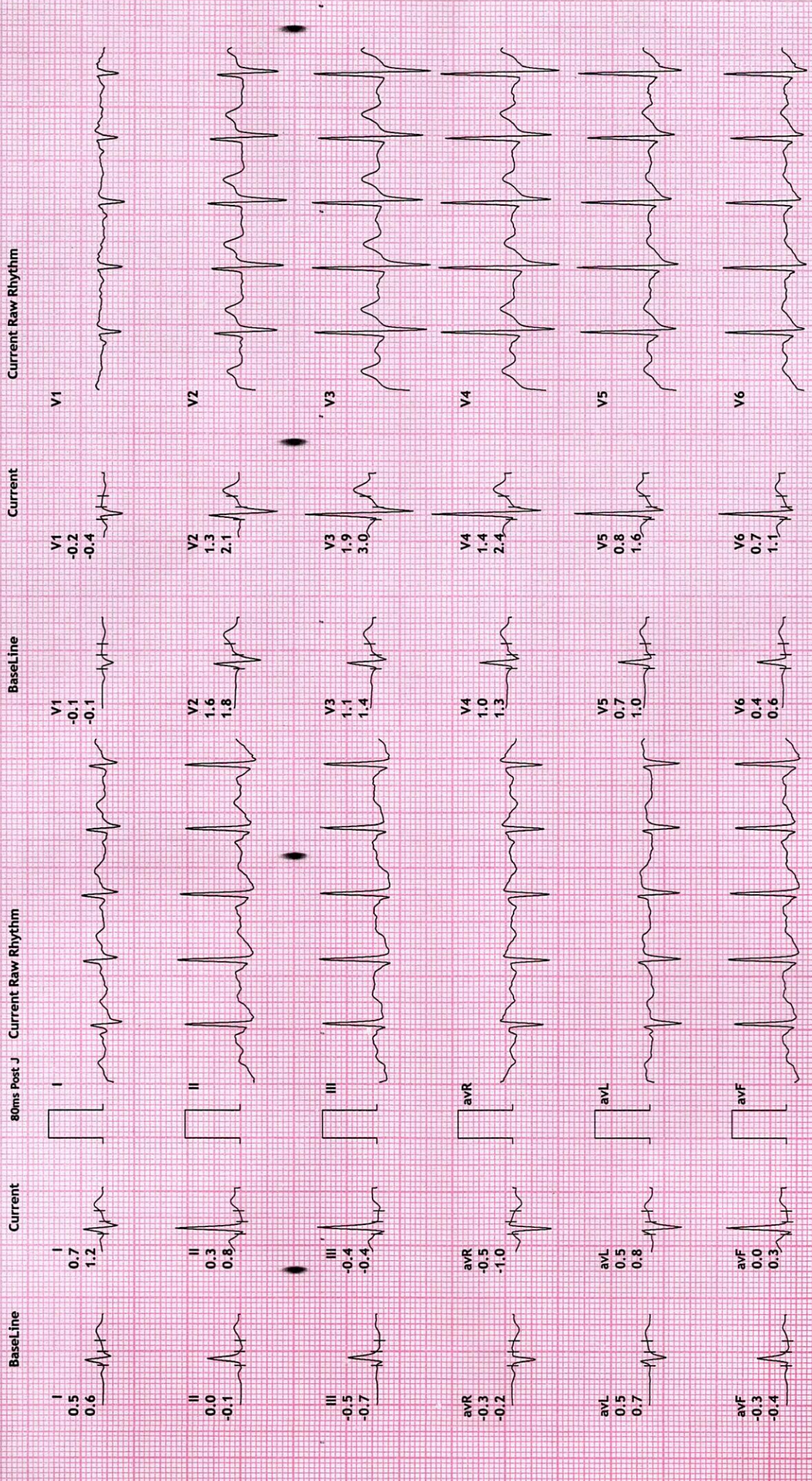
MPHR: 65% of 189
Speed: 0.0 kmph
Grade: 0.0%

Raw ECG
BRUCE
(1.0-100)Hz

Ex Time 06:32
BLC :On
Notch :On

Recovery : (02
10.0 mm/mV
25 mm/Sec.

Date: 11-Jun-2022 11:04:23 AM



REDIUS DIAGNOSTICS
 4TH FLOOR, AQUA CORRIDOE, NEAR STAR BAZAR, ADAJAN- 395009, SURAT
 894/KURNI ASHOKKUMAR
 31 Yrs/Male
 89 Kg/162 Cms

12 Lead + Comparison

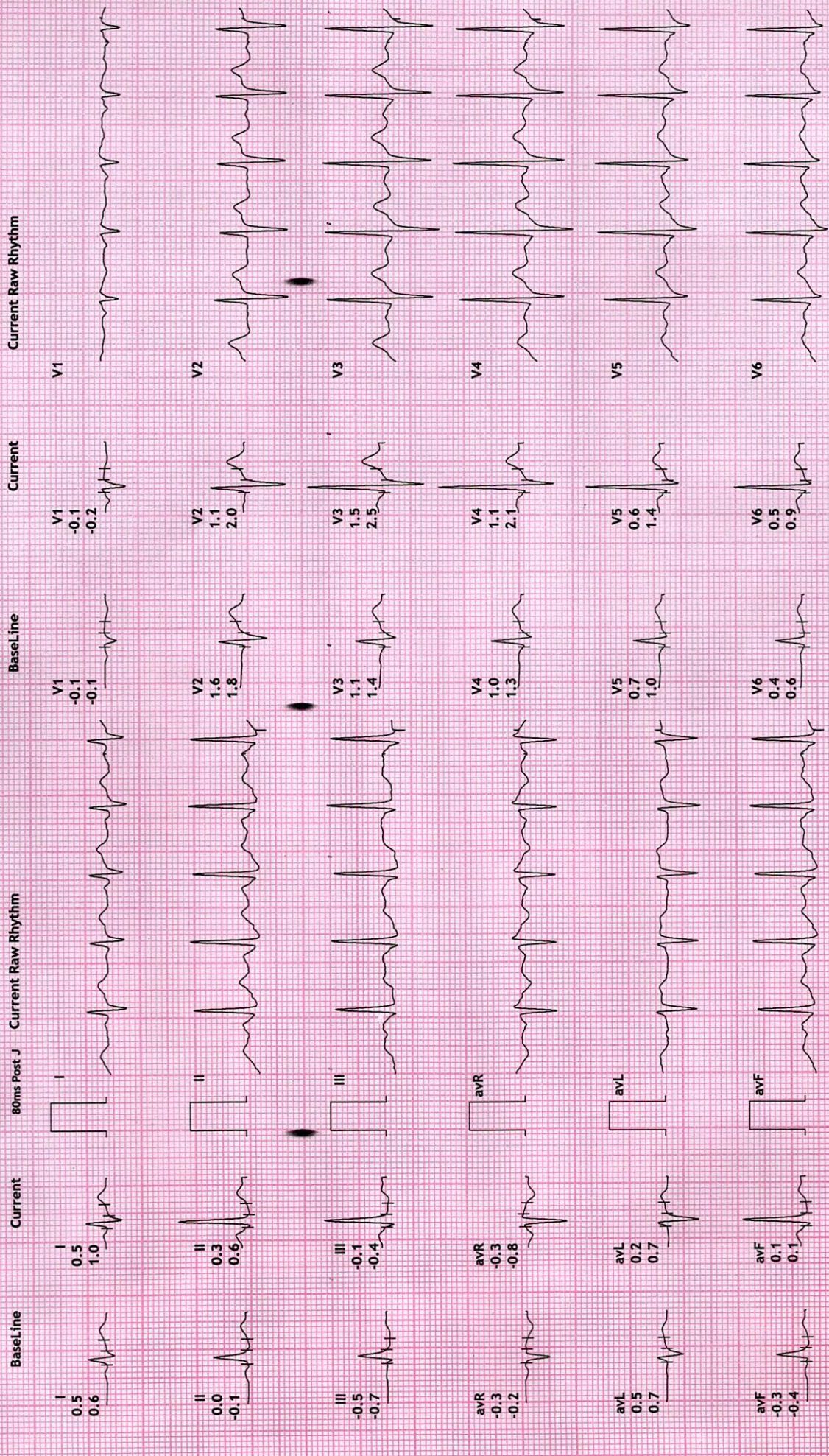
HR: 134 bpm
 METS: 1.0
 BP: 162/90

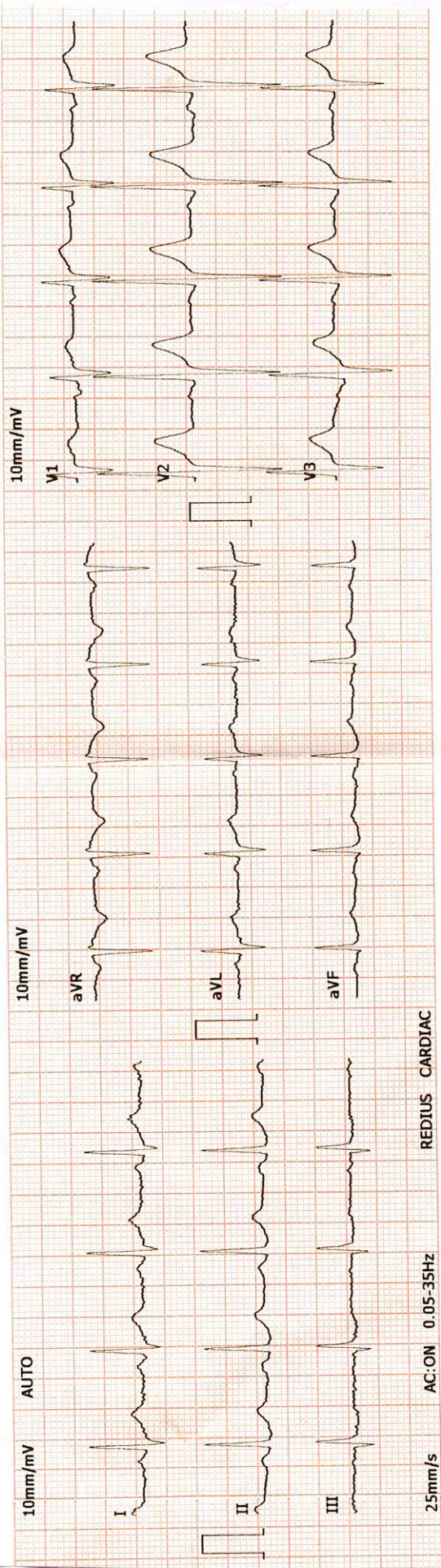
Raw ECG
 BRUCE
 (1.0-100)Hz

Ex Time 06:32
 BLC :On
 Notch :On

Recovery : (03)
 10.0 mm/mV
 25 mm/Sec.

Date: 11-Jun-2022 11:04:23 AM



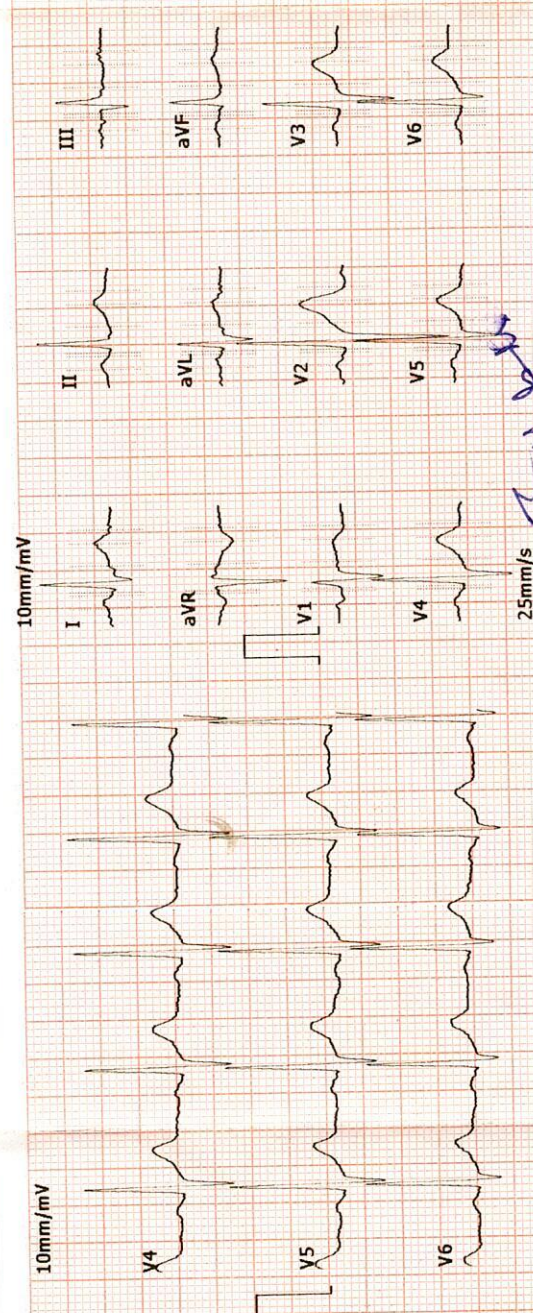


2022-6-11 10:31:10 ID: 00001873

ID Card: Name: ASHOKKUMAR Gender: Male
Age: 31 Height(cm): 162
Weight(Kg): 89 BP(mmHg): /

HR:bpm 93
P-R:ms 96
Q-R-S:ms 113
QT/QTc:ms 336/416
P/QRS/T AXES:deg 44/46/44
RV5/SV1:mV 1.56/0.55
RV5+SV1:mV 2.11

*The result must be confirmed by doctor!
Report Confirmed by: DR ADITI PATEL



Revival Diagnostic
401, Aqua Center,
B/s. Star Bazar, Surat-395009,
Mo. 91062-28601

DR. ADITI PATEL
M.B.B.S., D. CARD (MUM)
CLINICAL CARDIOLOGIST
REG.NO.G-42901

REVIVAL DIAGNOSTICS



Name : ASHOK KUMAR KURNI

Date : 11-Jun-2022

Age/Sex : 31 Yrs. Male

Rec No : 2033

UHID : 18473

Ref. By Dr : MEDI WHEEL

Lab ID : 14404

Catagory : CTR

Collection Date & Time : 11-Jun-2022 9:15 am


ECG

Test	Observed Value	Biological Referance Interval
------	----------------	-------------------------------

ECG

1. The rhythm is sinus.
2. Heart rate is 93 beats per minute.
3. Normal P,QRS,T wave axis.
4. Normal PR,QRS,Q.T. Duration.
5. No pathological q wave or ST-T changes seen.
6. No evidence of chamber hypertrophy or enlargement seen.

IMPERSSION : ECG WITHIN NORMAL LIMITS.


DR. ADITI PATEL
M.B.B.S., D. CARD (MUM)
CLINICAL CARDIOLOGIST
REG.NO.G-42901

Revival Diagnostic
401, Aqua Corridor,
w/s. Star Bazar, Surat-395009.
Mo. 91062-28601

Laboratory Test Result are Subject to technical limitation and should be clinically correlate for final diagnosis



NAME	KURNI ASHOKKUMAR	DATE	11-Jun-2022
REFERRED BY	MEDI ASSIST	AGE / SEX	31 YRS / M

Thanks for the reference

USG ABDOMEN

LIVER: is normal in size and shows increased echotexture.

No evidence of intrahepatic biliary radicles dilatation / focal space occupying lesion.

The portal vein and common bile duct show normal caliber.

GALL BLADDER: is distended and shows smooth walls. Wall thickness is normal.

No evidence of sludge / calculus. No evidence of pericholecystic collection.

SPLEEN: Is normal in size and shows normal echo pattern.

PANCREAS: shows normal echo anatomy and its relationship with splenic vein is normal.

KIDNEYS: Both the kidneys are normal in size, shape and location and show normal cortico-medullary differentiation.

Right kidney measures- 10.3 x 4.5 cms.

Left kidney measures- 10.8 x 4.5 cms.

No evidence of hydronephrosis or calculus.

URINARY BLADDER: is distended with smooth walls.

No evidence of diverticulum or calculus.

PROSTATE: is normal in size and shows homogeneous echotexture.

No evidence of ascites / pleural effusion.

Fluid and gas filled bowel loops with normal wall thickness and peristalsis noted.

IMPRESSION:

- Fatty Liver - Grade I

Dr. Chirag K. Patel

MBBS-DMPD

Reg. No. G-23509

Revival Diagnostic
DR. CHIRAG K. PATEL

RADIOLOGIST
4th Floor, Aqua Corridor,
Nr. Star Bazar, Hazira Main Road,
Adajan, Surat-395009.
Mo. 97266 726683

Laboratory Test Result are Subject to technical limitation and should be clinically correlate for final diagnosis

RX

NAME : ASHOK KUMAR KURNI
AGE : 31 YRS / MALE
REF BY: MEDI WHEEL





Name : ASHOK KUMAR KURNI
Age/Sex : 31 Yrs. Male
UHID : 18473
Ref. By Dr : MEDI WHEEL
Category : CTR

Date : 11-Jun-2022
Rec No : 2033

Lab ID : 14404

Collection Date & Time : 11-Jun-2022 9:15 am

CHEST RADIOGRAPH-PA VIEW

Hilar shadows are within normal limits.

Pulmonary vasculature appears normal.

Cardiac appears normal in size.

Both domeh of the diaphragm are smooth.

Both costophrenic recesses are clear.

Both lung fields appear normal.

Visualized bones and soft tissue shadows appear normal.

IMPRESSION:

NORMAL STUDY.

Dr. Chirag K. Patel

DR. CHIRAG K. PATEL
MBBS-DMPD
Reg. No. G-23509

RADIOLOGIST

Revival Diagnostic
4th Floor, Aqua Corridor,
Nr. Star Bazar, Hazira Main Road,
Adajan, Surat-395009.
Mo. 97266 726683

Laboratory Test Result are Subject to technical limitation and should be clinically correlate for final diagnosis



Jun 11, 2022 08:46:13
ashokbhai



કાર્ડ સરકાર

Government of India

000

Kurni Ashok Kumar

જન્મ તારીખ / DOB : 18/08/1990

પુરુષ / Male



7453 0409 1859

શ્રી અશોક, શ્રી અંબિકા



आरटीय विनिर्देश योजनानिमित्त यूपीडीएसएच

Unique Identification Authority of India

संस्था S/O I 509001

Address: S/O: Kurni Janardhan,
1-10-41/2/B, shashab gutta, shashab
gutta, Mahabudnagar, Mahabudnagar,
Mahabudnagar, Telangana, 509001

7453 0409 1859



1947



help @ uidai.gov.in



www.uidai.gov.in