

Age / Sex : \_\_\_\_\_

Height : \_\_\_\_\_

Address : \_\_\_\_\_

Requester Detail

Name of Doctor / Employee / Insurance Company : MPD Wheel

Location / Address : \_\_\_\_\_

Insurance / Policy Number : \_\_\_\_\_

Date & Time of Sample C

Type of Sample : Blood /

Issue Date: 01/01/2012



पटेल संजयकुमार सतीषभाई  
Patel Sanjaykumar Satishbhai  
जन्म तारीख / DOB : 07/05/1972  
पुरुष / Male



5444 6600 8094



Test Requested :

PPBS

5444 6600 8094

मेरा आधार, मेरी पहचान

Fasting Sample / Post-Prandial Sample / Random Sample

Site of collection : Center

Drug History :

Name of Doctor / Employee / Insurance :  
Location / Address :  
Insurance / Policy Number :

Date & Time of Sample :  
Type of Sample : Blood

Test Requested :

PPA

Sample / Post-Prandial Sample / Random Sample  
of collection : PPA

Print Date: 01/09/2022

ભારતીય ધરણીય પ્રાધિકારક

Unique Identification Authority of India

સરનામું : S/O પટેલ સતીષભાઈ, ઘર નં.૧૫  
રામનાગર હાઉસિંગ સોસાયટી, બૅક ઓફ યરોડા,  
રચના સોસાયટી નજીક, તિથલ રોડ, ભાગડાવાડા,  
વલસાડ, વલસાડ, ગુજરાત, ૩૯૬૦૦૧

Address: S/O Patel Satishbhai, Hou. 15  
Ramnagar Housing Soc., Near BOB Rachna  
Soc., Tithal Road, Bhagadawada, Valsad,  
Valsad, Gujarat, 396001



1947

help@uidai.gov.in

www.uidai.gov.in

5444 6600 8094



## HEALTH CHECK-UP SUMMARY

Name : Sanjay Kumar Patel

Date: 26/11/2022

Email ID :

Sex : M      Age : 50 Years      Contact No: 9925899547      Remarks :

Under-weight     

Normal     

Over-weight     

i> BMI

Height (in Cm) : 154      Weight (in Kg) : 54      BMI: 22.8

ii> Blood Pressure & Pulse

120/84 mm/hg  
72/min.

If high or low, whether the person is on medication : YES /  NO

iii> Blood Tests & Lung Function Remarks

RS }   
LVS }  
CNS }

If abnormal, whether the person is on medication : YES /  NO

iv> Eye Test Remarks

Eye Test :  L G/G       R G/G - with specs

Color Vision:

v> Heart Disease

Whether any specific heart ailment detected (ECG findings) :  
normal

vi> Any other problems needing attention / Overall Assessment :

no

*C.K. Patel*

Dr. Chirag Patel  
M.B.B.S. G-49432

Signature of the Doctor

*Sanjay*

**Revival Diagnostics**

401-Aqua Corridor,  
Beside Star Bazar, Adajan,  
Surat-395009. Mo. 9825947712

Laboratory Test Result are Subject to technical limitation and should be clinically correlate for final diagnosis

4th Floor, Aqua Corridor, Hazira Road, Adajan Pal, Surat-395009.

0261 2747788, 9825947712      revivaldiagnostics.surat@gmail.com      www.revivaldiagnostics.com

This medical report is not intended for medico-legal purposes.



NAME: Sanjaykumar Patel SEX: M  
BIRTHDATE: 07/05/1992 AGE: 52

## DEPARTMENT OF OPHTHALMOLOGY

### EYE TEST:

#### 1. VISION:

RIGHT EYE - 6/6 } with specs  
LEFT EYE - 6/6 }

#### 2. COLOR VISION:

RIGHT EYE - (2)  
LEFT EYE - (2)

#### 3. FUNDUS:

RIGHT EYE - (P)  
LEFT EYE - (P)

### REMARKS:

Revival Diagnostics  
401-Aqua Corridor,  
Beside Star Bazar, Adajan,  
Ophthalmologist/Optomerrist  
Ph: 979507, Mo: 9825947712

SanjM

Laboratory Test Result are Subject to technical limitation and should be clinically correlate for final diagnosis

4th Floor, Aqua Corridor, Hazira Road, Adajan Paal, Surat-395009.

0261 2747788

revivaldiagnostics.surat@gmail.com

www.revivaldiagnostics.com

This medical report is not intended for medico-legal purposes.



## Dental Assessment Form

NAME

Sanjay Kumar Patel

DATE

26/11/2022

AGE

52

SEX

M

### \* CHIEF COMPLAINT

- A CLINICAL FEATURES :- normal
- 1 CAVIES :- no
- 2 MISSING TOOTH :- 2nd molar (R) lower
- 3 MALOCCLUSION :- -
- 4 FILLING :- (L) lower 2nd, 3rd molar
- B DIAGNOSIS :- normal
- C PERSONAL HISTORY :- Average
- D PROVISIONAL D/G :- (L)
- E MEDICAL HISTORY :- Filling
- F FINAL D/G :- (L)
- G TREATMENT PLAN :- no

CLINT SIGN

(L) Sanjay

**Revival Diagnostics**  
DOCTOR SIGN  
401-Aqua Corridor,  
Beside Star Bazar, Adajan,  
Surat-395009. Mo. 9825947712

Laboratory Test Result are Subject to technical limitation and should be clinically correlate for final diagnosis

4th Floor, Aqua Corridor, Hazira Road, Adajan Pal, Surat-395009.

0261 2747788, 9825947712 [revivaldiagnostics.surat@gmail.com](mailto:revivaldiagnostics.surat@gmail.com) [www.revivaldiagnostics.com](http://www.revivaldiagnostics.com)

This medical report is not intended for medico-legal purposes.



Name	<b>SANJAYBHAI S PATEL</b>	Age/Gender	<b>50Yrs/Male</b>
Reg No.	<b>3518/22</b>	Receipt No	<b>3219</b>
Referred By	<b>BOB - MEDI WHEEL(PKG10000243)</b>	Mode of Payment	<b>CREDIT</b>
Collection Type	<b>CENTER</b>	Collection DateTime	<b>26-Nov-2022 09:16 AM</b>

**BLOOD GROUP** - 26112262 Released at 26-Nov-2022 12:34 PM

Parameter	Result	Biological Ref.Range	Method
-Blood Group	"A"		
-Rh Factor	POSITIVE		

**CBC** - 26112260 Released at 26-Nov-2022 11:17 AM

Parameter	Result	Biological Ref.Range	Method
-Haemoglobin	14.6 gm/dL	(13.5 - 18 gm/dL)	Auto
-RBC Count	6.20 mill/cumm	(4.6 - 6.2 mill/cumm)	Auto
-Total WBC Count	6000 /cumm	(4000 - 10000 /cumm)	Auto
-Platelet Count	2.87 lakh/cumm	(1.5 - 4.5 lakh/cumm)	Auto

**Blood Indices**

-HCT	46.7 %	(40 - 55 %)	Auto
-MCV	74.7 fl	L (80 - 92 fl)	Auto
-MCH	23.4 pg	L (27 - 31 pg)	Auto
-MCHC	31.4 gm/dL	L (32 - 36 gm/dL)	Auto
-RDW	14.0 %	(11 - 15 %)	Auto

**Diff WBC Count**

-Polymorphs	55 %	(40 - 80 %)	Microscopically
-Lymphocytes	40 %	(20 - 40 %)	Microscopically
-Eosinophils	03 %	(1 - 6 %)	Microscopically
-Monocytes	02 %	(2 - 7 %)	Microscopically
-Basophils	00 %	(0 - 1 %)	Microscopically
-PLATELET ON SMEAR	Adequate		Microscopically
-MALARIAL PARASITES	Malarial Parasites Not Detected		Microscopically

[Test performed on Fully Automated Hematology Analyzer ERBA H-360]

**Revival Diagnostic**  
 401, Aqua Corridor,  
 B/s. Star Bazar, Surat-395009  
 Mo. 91062-28601  
 Dr. Mihir Icecreamwala  
 M.B.B.S., DPB.(PATH AND BACT)

Laboratory Test Result are Subject to technical limitation and should be clinically correlate for final diagnosis

4th Floor, Aqua Corridor, Hazira Road, Adajan Pal, Surat-395009.

0261 2747788, 9825947712 revivaldiagnostics.surat@gmail.com www.revivaldiagnostics.com

This medical report is not intended for medico-legal purposes.



Name	<b>SANJAYBHAI S PATEL</b>	Age/Gender	<b>50Yrs/Male</b>
Reg No.	<b>3518/22</b>	Receipt No	<b>3219</b>
Referred By	<b>BOB - MEDI WHEEL(PKG10000243)</b>	Mode of Payment	<b>CREDIT</b>
Collection Type	<b>CENTER</b>	Collection DateTime	<b>26-Nov-2022 09:16 AM</b>

**ESR** - 26112260 Released at 26-Nov-2022 11:11 AM

Parameter	Result	Biological Ref.Range	Method
-E.S.R	05 mm/hr	(1 - 10 mm/hr)	



**Revival Diagnostic**  
401, Aqua Corridor,  
B/s. Star Bazar, Surat-395009  
Mo. 91062-23601

**Dr. Mihir Icecreamwala**  
M.B.B.S., DPB.(PATH AND BACT)

Laboratory Test Result are Subject to technical limitation and should be clinically correlate for final diagnosis

📍 4th Floor, Aqua Corridor, Hazira Road, Adajan Pal, Surat-395009.

☎ 0261 2747788, 9825947712 ✉ revivaldiagnostics.surat@gmail.com 🌐 www.revivaldiagnostics.com

This medical report is not intended for medico-legal purposes.



Name	<b>SANJAYBHAI S PATEL</b>	Age/Gender	<b>50Yrs/Male</b>
Reg No.	<b>3518/22</b>	Receipt No	<b>3219</b>
Referred By	<b>BOB - MEDI WHEEL(PKG10000243)</b>	Mode of Payment	<b>CREDIT</b>
Collection Type	<b>CENTER</b>	Collection DateTime	<b>26-Nov-2022 09:16 AM</b>

### **FBS & PPBS** - 26112261 Released at 26-Nov-2022 02:14 PM

Parameter	Result	Biological Ref.Range	Method
-Fasting Blood Sugar (FBS)	100 mg/dL	70-100 mg/dl Impaired Tolerance:100-125 Diabetes Mellitus:>=126 (On more than one occasion) (American diabetes association guidelines 2022)	
-Fasting Urine Sugar	Absent		
-Fasting Urine Acetone	Absent		
-PPBS	131 mg/dL	(90 - 140 mg/dL)	
-PP2BS URINE SUGAR	Absent		
-PP2BS URINE ACETONE	Absent		

### **HBA1C** - 26112260 Released at 26-Nov-2022 11:56 AM

Parameter	Result	Biological Ref.Range	Method
-HBA1C	5.5 %	HbA1C Degree of Glucose Control <5.6 % Non Diabetics 5.7 - 6.4 % Prediabetics > =6.5 % Diabetics (REF:Wallace, 11th Edition ) REMARKS: 6 - 7 % Excellent Control 7 - 8 % Good Control 8 - 10 % Unsatisfactory Control >10 % Poor Control	Boronate Affinity
-Method[]	High Performance Liquid Chromatography (HPLC)		

**Revival Diagnostic**  
401, Aqua Corridor,  
B/s. Star Bazar, Surat-395009  
Mo. 91062-28601

Dr. Mihir Icecreamwala  
M.B.B.S., DPB.(PATH AND BACT)

Laboratory Test Result are Subject to technical limitation and should be clinically correlate for final diagnosis

📍 4th Floor, Aqua Corridor, Hazira Road, Adajan Pal, Surat-395009.

☎ 0261 2747788, 9825947712 ✉ revivaldiagnostics.surat@gmail.com 🌐 www.revivaldiagnostics.com

This medical report is not intended for medico-legal purposes.





Name	<b>SANJAYBHAI S PATEL</b>	Age/Gender	<b>50Yrs/Male</b>
Reg No.	<b>3518/22</b>	Receipt No	<b>3219</b>
Referred By	<b>BOB - MEDI WHEEL(PKG10000243)</b>	Mode of Payment	<b>CREDIT</b>
Collection Type	<b>CENTER</b>	Collection DateTime	<b>26-Nov-2022 09:16 AM</b>

### LIVER FUNCTION TEST (LFT) - 26112262 Released at 26-Nov-2022 11:55 AM

Parameter	Result	Biological Ref.Range	Method
-Serum Total Bilirubin	0.7 mg/dL	(0 - 1.3 mg/dL)	Diazo
-Serum Direct Bilirubin	0.3 mg/dL	(0 - 0.4 mg/dL)	Diazo
-Serum InDirect Bilirubin	0.4 mg/dL	(0.1 - 1.3 mg/dL)	Calculated
-Total Protein (TP)	6.6 gm/dL	(6.4 - 8.3 gm/dL)	Biuret
-Albumin (ALB)	4.2 gm/dL	(3.5 - 5.2 gm/dL)	BCG
-Globulin	2.4 gm/dL	(2.3 - 3.6 gm/dL)	Calculated
-A/G Ratio	1.75 gm/dL	(1 - 2.3 gm/dL)	Calculated
-SGPT(ALT)	19 U/L	(5 - 45 U/L)	IFCC, Kinetic without Pyridoxal Phosphate
-SGOT (AST)	15 U/L	(0 - 35 U/L)	IFCC, Without Pyridoxal Phosphate
-Alkaline Phosph.	43 U/L	(42 - 128 U/L)	ALP-AMP
-GGT	22 U/L	(5 - 50 U/L)	Glupa-C

[Test performed on Fully Automated Biochemistry Analyzer ERBA EM200]

REVIVAL  
DIAGNOSTICS

**Revival Diagnostic**  
401, Aqua Corridor,  
B/s. Star Bazar, Surat-395009  
Mo. 91062-28601

**Dr. Mihir Icecreamwala**  
M.B.B.S., DPB.(PATH AND BACT)

Laboratory Test Result are Subject to technical limitation and should be clinically correlate for final diagnosis

4th Floor, Aqua Corridor, Hazira Road, Adajan Pal, Surat-395009.

0261 2747788, 9825947712 revivaldiagnostics.surat@gmail.com www.revivaldiagnostics.com

This medical report is not intended for medico-legal purposes.



Name	<b>SANJAYBHAI S PATEL</b>	Age/Gender	<b>50Yrs/Male</b>
Reg No.	<b>3518/22</b>	Receipt No	<b>3219</b>
Referred By	<b>BOB - MEDI WHEEL(PKG10000243)</b>	Mode of Payment	<b>CREDIT</b>
Collection Type	<b>CENTER</b>	Collection DateTime	<b>26-Nov-2022 09:16 AM</b>

**Creatinine** - 26112262 Released at 26-Nov-2022 11:56 AM

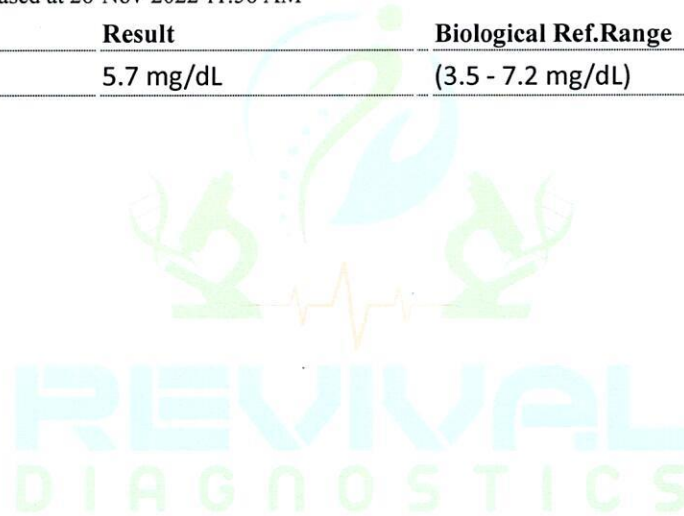
Parameter	Result	Biological Ref.Range	Method
-Creatinine	0.7 mg/dL	(0.6 - 1.4 mg/dL)	ENZYMATIC

**BUN** - 26112262 Released at 26-Nov-2022 11:56 AM

Parameter	Result	Biological Ref.Range	Method
-Blood Urea Nitrogen (BUN)	13 mg/dL	(6 - 20 mg/dL)	Calculated

**Uric Acid** - 26112259 Released at 26-Nov-2022 11:56 AM

Parameter	Result	Biological Ref.Range	Method
-Uric Acid	5.7 mg/dL	(3.5 - 7.2 mg/dL)	Uricase-POD



**Revival Diagnostic**

401, Aqua Corridor,  
B/s. Star Bazar, Surat-395009  
Mo. 91062-28601

Dr. Mihir Icecreamwala  
M.B.B.S., DPB.(PATH AND BACT)

Laboratory Test Result are Subject to technical limitation and should be clinically correlate for final diagnosis

📍 4th Floor, Aqua Corridor, Hazira Road, Adajan Pal, Surat-395009.

☎ 0261 2747788, 9825947712 ✉ revivaldiagnostics.surat@gmail.com 🌐 www.revivaldiagnostics.com

This medical report is not intended for medico-legal purposes.



Name	<b>SANJAYBHAI S PATEL</b>	Age/Gender	<b>50Yrs/Male</b>
Reg No.	<b>3518/22</b>	Receipt No	<b>3219</b>
Referred By	<b>BOB - MEDI WHEEL(PKG10000243)</b>	Mode of Payment	<b>CREDIT</b>
Collection Type	<b>CENTER</b>	Collection DateTime	<b>26-Nov-2022 09:16 AM</b>

### Lipid Profile - 26112262 Released at 26-Nov-2022 11:56 AM

Parameter	Result	Biological Ref.Range	Method
-Serum Cholesterol	195 mg/dL	Desirable < 200 mg/dl Borderline High : 200-239 mg/dl High : > 240 mg/dl	CHOD-PAP
-Serum Triglyceride	129 mg/dL	Normal < 150 mg/dl Borderline High : 150 - 159 mg/dl High : 200 - 499 mg/dl Very High : 500 mg/dl	GPO-POD Method
-Serum HDLD(Direct)	57 mg/dL	Normal :> 55 mg/dl Borderline : 35-55 mg/dl Undesirable: < 35 mg/dl	PVS-PEGME Precipitation with CHOD-POD
-Serum VLDL	26 mg/dL	(5 - 30 mg/dL)	Calculated
-Serum LDL(Direct)	112 mg/dL	Optimal:< 100 mg/dl Above Optimal : 100- 129 mg/dl Borderline High : 130-159 mg/dl High : > 160-189mg/dl Very High : >190 mg/dl	Calculated
-Chol/HDL	3.42	Low risk: <3.8 Medium Risk: 3.8 to 5.9 High Risk: > 6	Calculated
-LDL/Chol	1.74	Low risk: <3.55 Medium Risk: 3.55 to 4.0 High Risk: > 6	Calculated

[Test performed on Fully Automated Biochemistry Analyzer ERBA EM200]

**Revival Diagnostic**  
401, Aqua Corridor,  
B/s. Star Bazar, Surat-395009  
Mo. 91062-28600

**Dr. Mihir Icecreamwala**  
M.B.B.S., DPB.(PATH AND BACT)

Laboratory Test Result are Subject to technical limitation and should be clinically correlate for final diagnosis



Name	<b>SANJAYBHAI S PATEL</b>	Age/Gender	<b>50Yrs/Male</b>
Reg No.	<b>3518/22</b>	Receipt No	<b>3219</b>
Referred By	<b>BOB - MEDI WHEEL(PKG10000243)</b>	Mode of Payment	<b>CREDIT</b>
Collection Type	<b>CENTER</b>	Collection DateTime	<b>26-Nov-2022 09:16 AM</b>

### Urine Routine & Micro Examination - 26112264 Released at 26-Nov-2022 12:55 PM

Parameter	Result	Biological Ref.Range	Method
<b><u>Physical Examination</u></b>			
-Quantity	30		Manual
-Colour	Pale Yellow	Pale Yellow	Manual
-Appearance	Clear	Clear	Manual
-Reaction (pH)	Acidic		Dipstick
-Specific Gravity	1.020		Dipstick
<b><u>Chemical Examination</u></b>			
-Proteins.	Absent		Dipstick
-Sugar	Absent		Dipstick
-Acetone.	Absent		Dipstick
-Bile Salts	Absent	Absent	Dipstick
-Bile Pigments	Absent	Absent	Dipstick
-Occult Blood Test (OBT).	Negative		Dipstick
<b><u>Microscopic Examination</u></b>			
-Pus Cells	1-2		Microscopically
-Red Blood Cells	Absent		Microscopically
-Epithelial Cells	Occasional		Microscopically
-Bacteria.	Absent		Microscopically
-Crystals	Absent	Absent	Microscopically
-Others	NIL	Absent	Microscopic Examination

**Revival Diagnostic**  
401, Aqua Corridor,  
B/s. Star Bazar, Surat-395009  
Mo. 91052-28601

**Dr. Mihir Icecreamwala**  
M.B.B.S., DPB.(PATH AND BACT)

Laboratory Test Result are Subject to technical limitation and should be clinically correlate for final diagnosis

📍 4th Floor, Aqua Corridor, Hazira Road, Adajan Pal, Surat-395009.

☎ 0261 2747788, 9825947712 ✉ revivaldiagnostics.surat@gmail.com 🌐 www.revivaldiagnostics.com

This medical report is not intended for medico-legal purposes.



Name	<b>SANJAYBHAI S PATEL</b>	Age/Gender	<b>50Yrs/Male</b>
Reg No.	<b>3518/22</b>	Receipt No	<b>3219</b>
Referred By	<b>BOB - MEDI WHEEL(PKG10000243)</b>	Mode of Payment	<b>CREDIT</b>
Collection Type	<b>CENTER</b>	Collection DateTime	<b>26-Nov-2022 09:16 AM</b>

### Prostate Specific Antigen (PSA) - 26112262 Released at 26-Nov-2022 12:42 PM

Parameter	Result	Biological Ref.Range	Method
-Prostate Specific Antigen (PSA)	0.30 ng/mL	(0 - 3.5 ng/mL)	Fluorescence Enzyme Immunoassay

[Test performed on Fully Automated Immunology Analyzer Maglumi-600]

### Total T3 T4 TSH - 26112262 Released at 26-Nov-2022 12:44 PM

Parameter	Result	Biological Ref.Range	Method
-Total T3	0.94 ng/ml	(0.87 - 1.78 ng/ml)	Fluorescence Enzyme Immunoassay
-Total T4	9.14 ug/dl	(4.6 - 11 ug/dl)	Fluorescence Enzyme Immunoassay
-TSH	1.51 uIU/ml	0.50 - 5.50 uIU/ml 5.5 to 15 ul U/ml - Suggested	Fluorescence Enzyme Immunoassay

Clinical co-relation or  
Repeat test with new  
sample as physiological  
factors can give falsley high  
TSH  
Above 15uIU/ml  
Hypothyroid  
PREGNANT WOMEN  
normal ranges for TSH:  
1st Trimester : 0.0878 -  
2.8293 uIU/ml  
2nd Trimester : 0.1998 -  
2.7915 uIU/ml  
3rd Trimester : 0.307 -  
2.9028 uIU/ml  
Ref: TIETZ Fundamentals of  
Clinical Chemistry

[Test performed on Fully Automated Immunology Analyzer Maglumi-600]

### Revival Diagnostic

401, Aqua Corridor,  
B/s. Star Bazar, Surat-395009  
Mo. 91062-28601

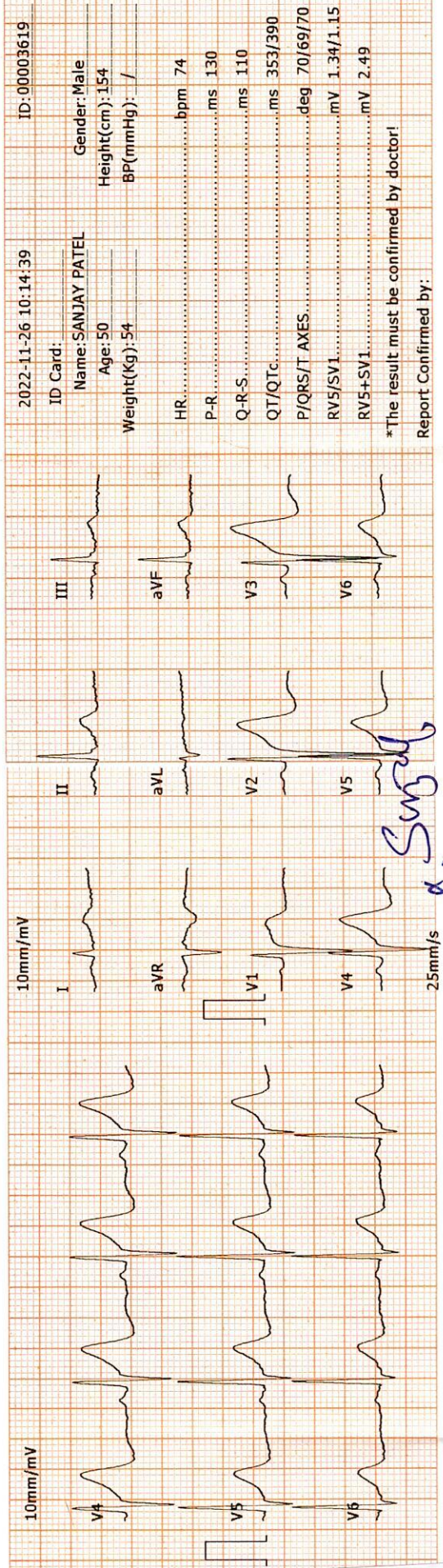
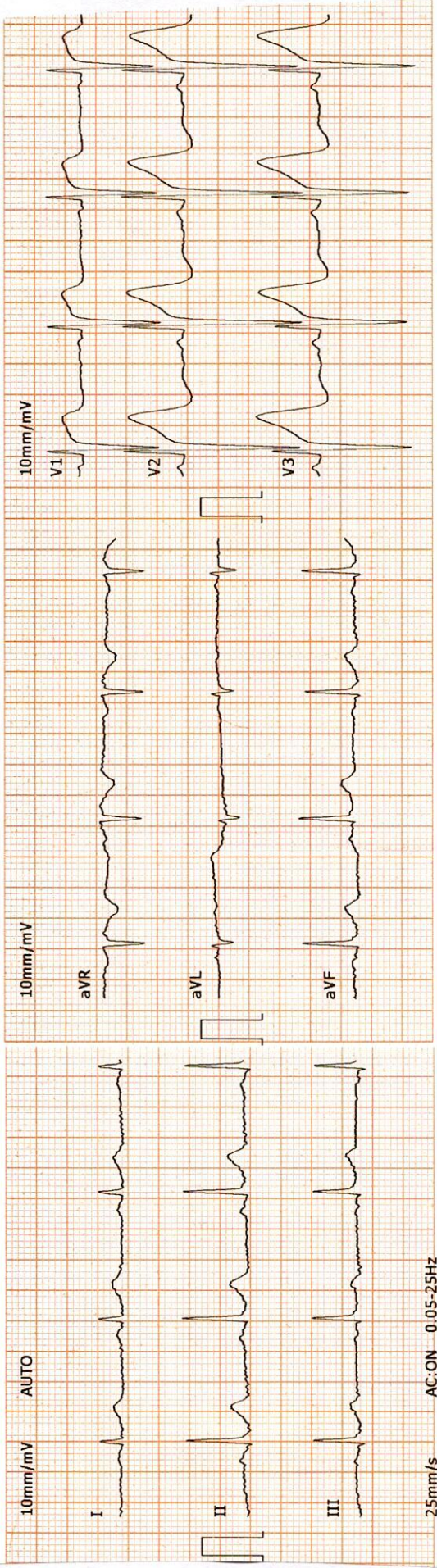
Dr. Mihir Icecreamwala  
M.B.B.S., DPB.(PATH AND BACT)

Laboratory Test Result are Subject to technical limitation and should be clinically correlate for final diagnosis

📍 4th Floor, Aqua Corridor, Hazira Road, Adajan Pal, Surat-395009.

☎ 0261 2747788, 9825947712 ✉ revivaldiagnostics.surat@gmail.com 🌐 www.revivaldiagnostics.com

This medical report is not intended for medico-legal purposes.



2022-11-26 10:14:39 ID: 00003619

ID Card: Name: SANJAY PATEL Gender: Male  
 Age: 50 Height(cm): 154  
 Weight(Kg): 54 BP(mmHg): / /

HR: bpm 74  
 P-R: ms 130  
 Q-R-S: ms 110  
 QT/QTc: ms 353/390  
 P/QRS/T AXES: deg 70/69/70  
 RV5/SV1: mV 1.34/1.15  
 RV5+SV1: mV 2.49

\*The result must be confirmed by doctor!

Report Confirmed by:

**Revival Diagnostic**  
 401, Aqua Corridor,  
 B/s. Star Bazar, Surat-395009  
 Mo. 91062-28601

**DR. ADITYA PATEL**  
 M.B.B.S., D. CARD (MUM)  
 CLINICAL CARDIOLOGIST  
 REG.NO.G-42901



# REVIVAL DIAGNOSTICS

Name	<b>SANJAYBHAI S PATEL</b>	Age/Gender	<b>50Yrs/Male</b>
Reg No.	<b>3518/22</b>	Receipt No	<b>3219</b>
Referred By	<b>BOB - MEDI WHEEL(PKG10000243)</b>	Mode of Payment	<b>CREDIT</b>
Collection Type	<b>CENTER</b>	Collection DateTime	<b>26-Nov-2022 09:16 AM</b>

## ECG

- REPORT :

1. The rhythm is sinus.
2. Heart rate is 74 beats per minute.
3. Normal P,QRS,T wave axis.
4. Normal PR,QRS,Q.T. Duration.
5. No pathological q wave or ST-T changes seen.
6. No evidence of chamber hypertrophy or enlargement seen.

**IMPRESSION : ECG WITHIN NORMAL LIMITS**

**Revival Diagnostic**  
401, Aqua Corridor,  
B/s. Star Bazar, Surat-395009  
Mo. 91062-28601

**DR. ADITI PATEL**  
M.B.B.S., D. CARD (MUM)  
CLINICAL CARDIOLOGIST  
REG.NO.G-42901

Signature



0261 2747788, 9825947712



4<sup>TH</sup> Floor, Aqua Corridor, Hazira Road, Adajan Pal, Surat-395009.



revivaldiagnostics.surat@gmail.com



www.revivaldiagnostics.com

This Medical Report Is Not Intended For Medico-legal Purposes.  
Laboratory Test Results Are Subject To Technical Limitation And Should  
Be Clinically Correlate For Final Diagnosis

4548/SANJAYKUMAR S PATEL 50 Yrs/Male 54 Kg/154 Cms  
 Date: 26-Nov-2022 10:43:39 AM

Ref. By : MEDI WHEEL

Protocol : BRUCE Objective : FOR TESTING PURPOSE ONLY.

Stage	StageTime (Min:Sec)	PhaseTime (Min:Sec)	Speed (kmph)	Grade (%)	METS	H.R. (bpm)	B.P. (mmHg)	R.P.P. x100	PVC	Comments
Supine					1.0	84	120/80	100	-	
Standing					1.0	81	120/80	97	-	
HV					1.0	78	120/80	93	-	
ExStart					1.0	79	120/80	94	-	
Stage 1	3:00	3:01	2.7	10.0	4.6	109	120/80	130	-	
Stage 2	3:00	6:01	4.0	12.0	7.0	135	133/90	179	-	
PeakEx	0:48	6:49	5.5	14.0	7.9	148	150/90	222	-	
Recovery	1:00		0.0	0.0	1.1	113	150/90	169	-	
Recovery	2:00		0.0	0.0	1.0	98	140/80	137	-	
Recovery	3:00		0.0	0.0	1.0	95	130/80	123	-	
Recovery	3:05		0.0	0.0	1.0	92	110/70	101	-	
Recovery			0.0		0.0	0	---/---	0	-	

*Singh*

**Medication : NIL**  
**History : NIL**  
**Test End Reason : Test Complete**

**Findings :**  
 The patient exercised according to BRUCE for 6:49, achieving a work level of Max METS:7.9. Resting heart rate initially 84 bpm, rose to a max. heart rate of 148 bpm which represents 87% of maximum age predicted heart rate. Resting blood pressure 120/80 mmHg, rose to a maximum blood Pressure of 150/90 mmHg. The exercise stress test was stopped due to Test Complete

**Parameters :**  
 Exercise Time : 6:49 minutes  
 Max HR attained : 148 bpm 87% of Max Predictable HR 170  
 Max BP : 150/90(mmHg)  
 Workload attained : 7.9 (Fair Effort Tolerance )  
 NO significant ST segment changes noted during exercise or recovery.  
 NO Angina/Arrhythmia/53/murmur  
 Final Impression : Test is negative for inducible ischaemia.


Advice/Comments:

**Revival Diagnostics**  
 401-Aqua Corridor,  
 Beside Star Bazar, Adajan,  
 Surat-395009. Mo. 9825947712

**DR. ADITI PATEL**  
 M.B.B.S. L. CARD (MUM)  
 CLINICAL CARDIOLOGIST  
 REG.NO.G-42901







REVIVAL DIAGNOSTICS

4TH FLOOR, AQUA CORRIDOE, NEAR STAR BAZAR, ADAJAN- 395009, SURAT

4548/SANJAYKUMAR S PATEL

50 Yrs/Male

54 Kg/154 Cms

HR: 81 bpm  
METs: 1.0  
BP: 120/80

MpHR: 47% of 170  
Speed: 0.0 kmph  
Grade: 0.0%

Raw ECG  
BRUCE  
(1.0-100)Hz

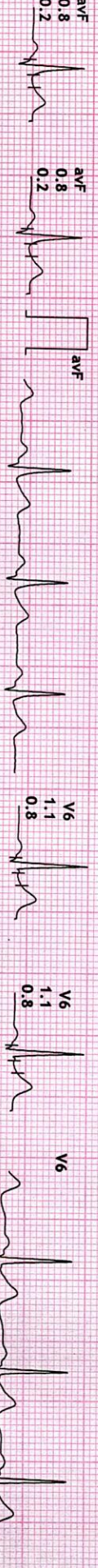
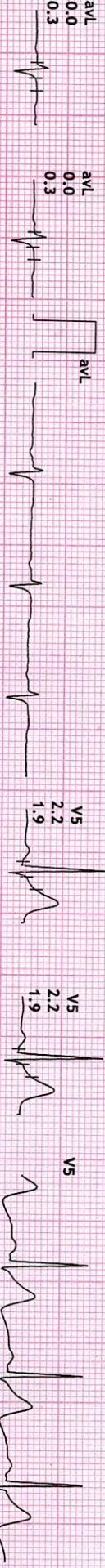
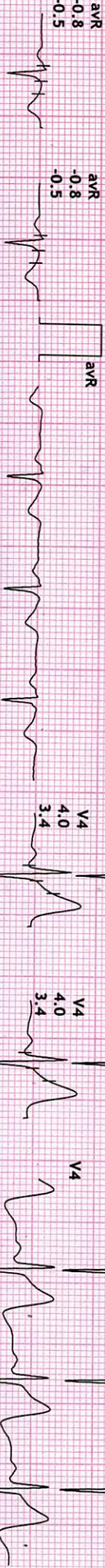
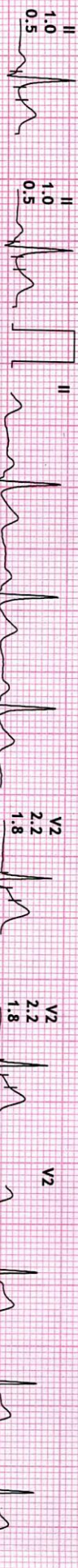
Ex Time 00:36  
BLC :0n  
Notch :0n



12 Lead + Comparison

Baseline Current 80ms Post J Current Raw Rhythm

Baseline Current Current Raw Rhythm



REVIVAL DIAGNOSTICS

4TH FLOOR, AQUA CORRIDOE, NEAR STAR BAZAR, ADAJAN- 395009, SURAT

45-48/SANJAYKUMAR S PATEL

50 Yrs/Male

54 Kg/154 Cms

Date: 26-Nov-2022 10:43:39 AM

12 Lead + Comparison

HR: 79 bpm

METS: 1.0

BP: 120/80

MPHR: 46% of 170

Speed: 0.0 kmph

Grade: 0.0%

Raw ECG

BRUCE

(1.0-100)Hz

Ex Time 00:48

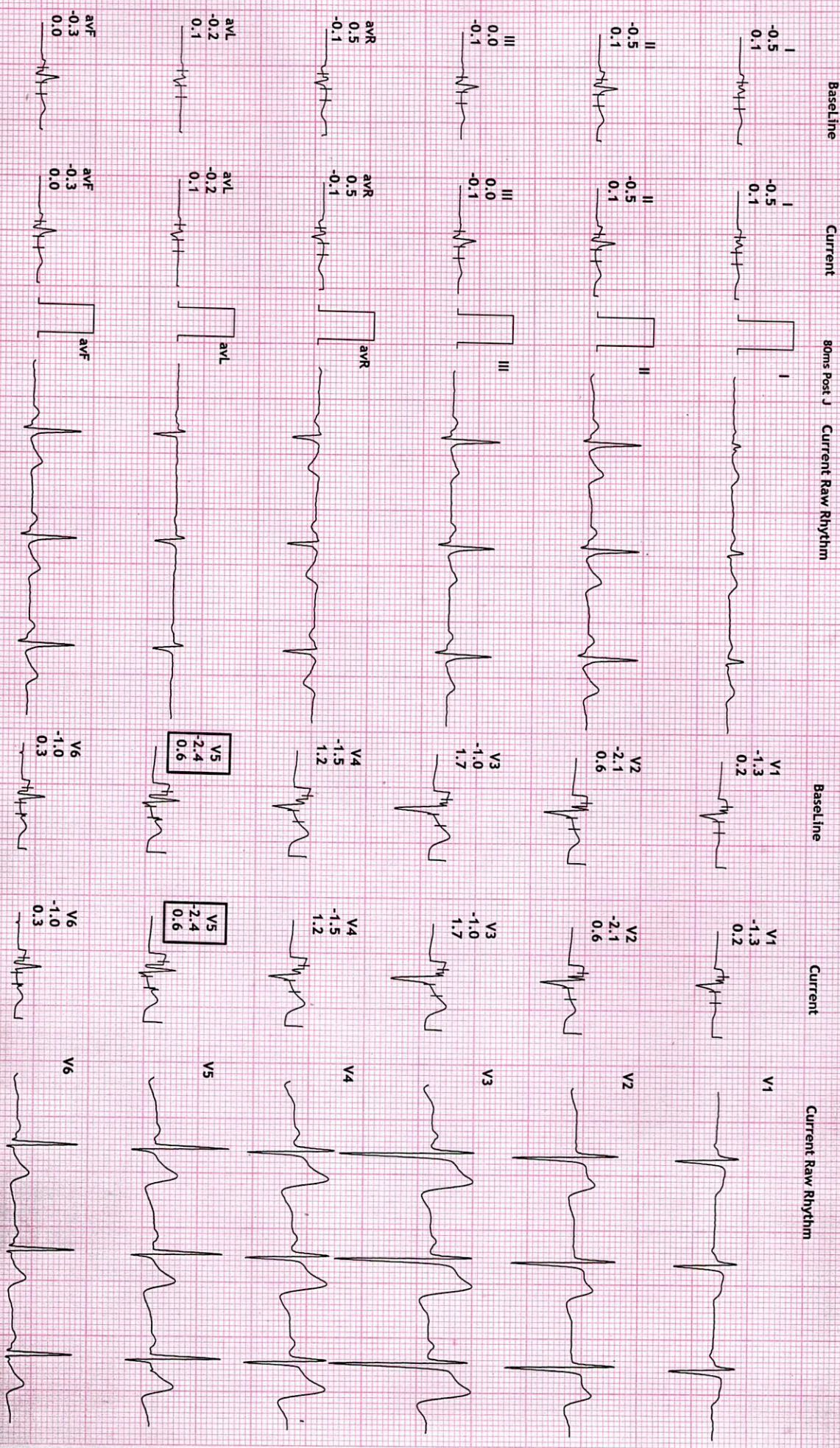
BLC : On

Notch : On

STANDING

10.0 mm/mV

25 mm/Sec.



REVIVAL DIAGNOSTICS

4TH FLOOR, AQUA CORRIDOE, NEAR STAR BAZAR, ADAJAN- 395009, SURAT

4548/SANJAYKUMAR S PATEL

50 Yrs/Male

54 Kg/154 Cms

Date: 26-Nov-2022 10:43:39 AM

12 Lead + Comparison

HR: 80 bpm

METS: 1.0

BP: 120/80

MPHR: 47% of 170

Speed: 0.0 kmph

Grade: 0.0%

Raw ECG

BRUCE

(1.0-100)Hz

Ex Time 01:08

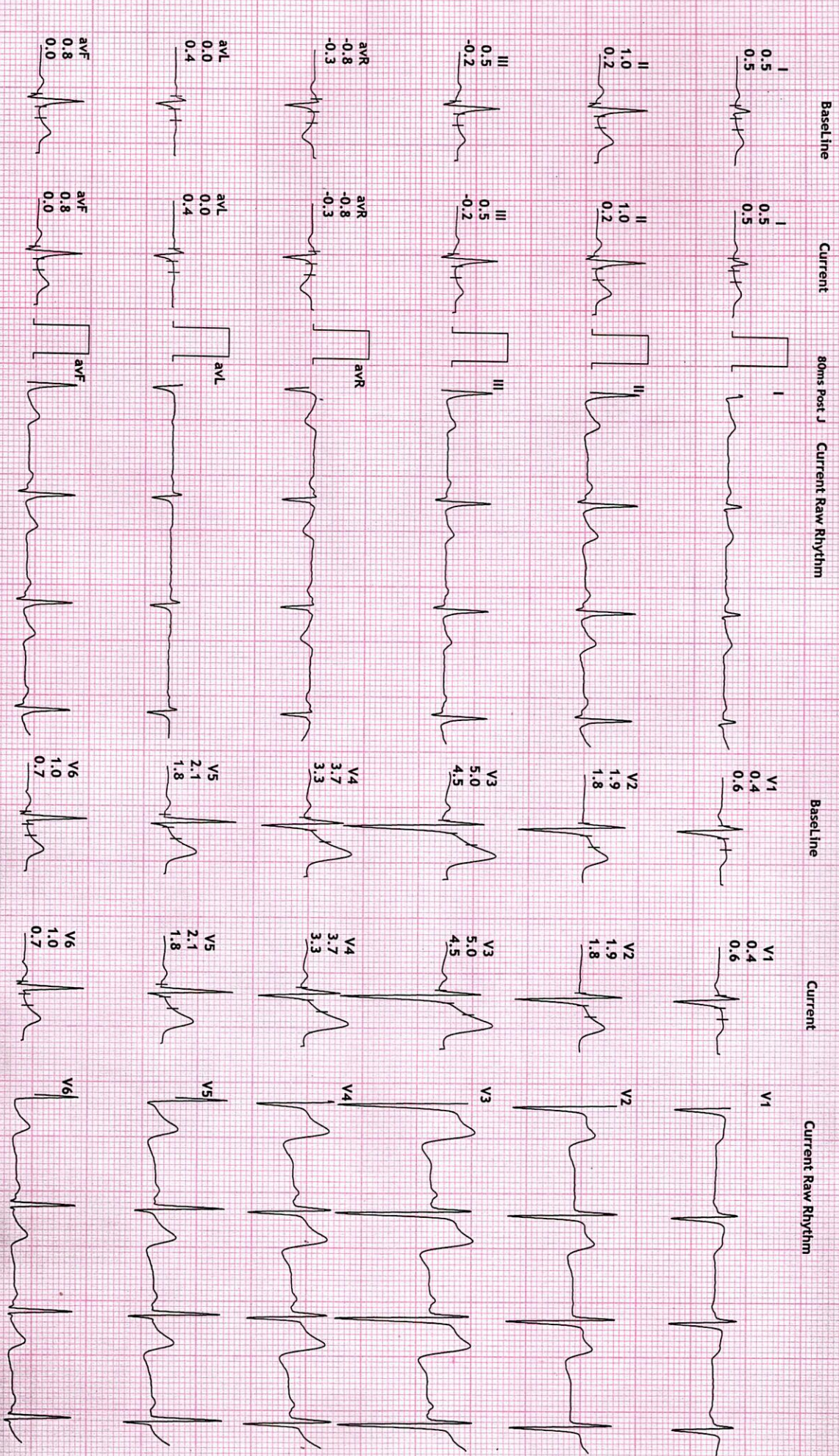
BLC :On

Notch :On

HV

10.0 mm/mV

25 mm/Sec.



REVIVAL DIAGNOSTICS

4TH FLOOR, AQUA CORRIDOE, NEAR STAR BAZAR, ADAJAN- 395009, SURAT  
4548/SANJAYKUMAR S PATEL  
50 Yrs/Male  
54 Kg/154 Cms

Date: 26-Nov-2022 10:43:39 AM

HR: 80 bpm  
METs: 1.0  
BP: 120/80

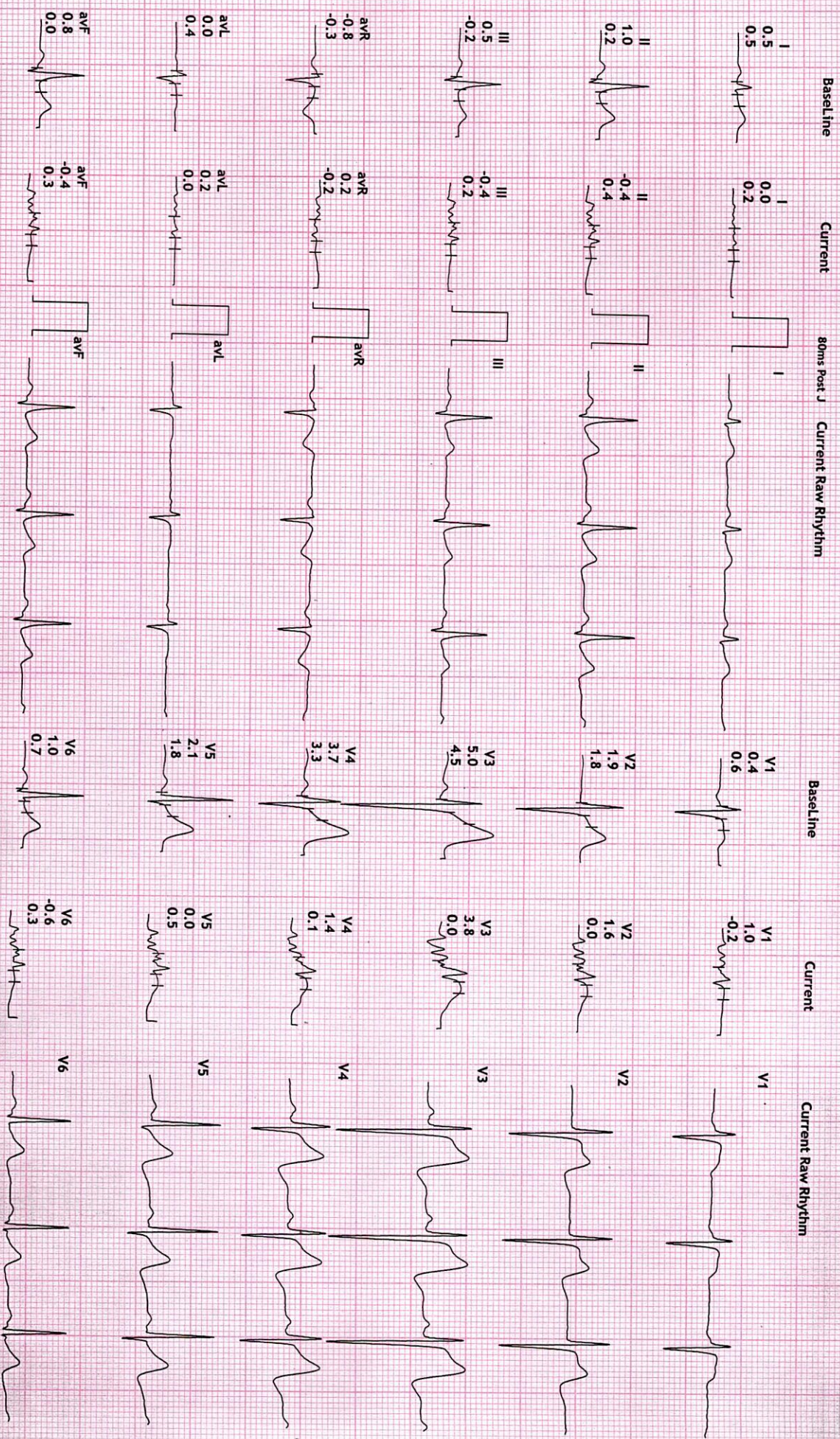
MPHR: 47% of 170  
Speed: 0.0 kmph  
Grade: 0.0%

12 Lead + Comparison

Raw ECG  
BRUCE  
(1.0-100)Hz

Ex Time 00:00  
BLC :0n  
Notch :0n

ExStnrt  
10.0 mm/mv  
25 mm/Sec.



REVIVAL DIAGNOSTICS

4TH FLOOR, AQUA CORRIDOE, NEAR STAR BAZAR, ADAJAN- 395009, SURAT

4548/SANJAYKUMAR S PATEL

50 Yrs/Male

54 Kg/154 Cms

Date: 26-Nov-2022 10:43:39 AM

12 Lead + Comparison

HR: 109 bpm

METS: 4.6

BP: 120/80

MPHR: 64% of 170

Speed: 2.7 kmph

Grade: 10.0%

Raw ECG - BRUCE

(1.0-100)HZ

Ex Time 03:00

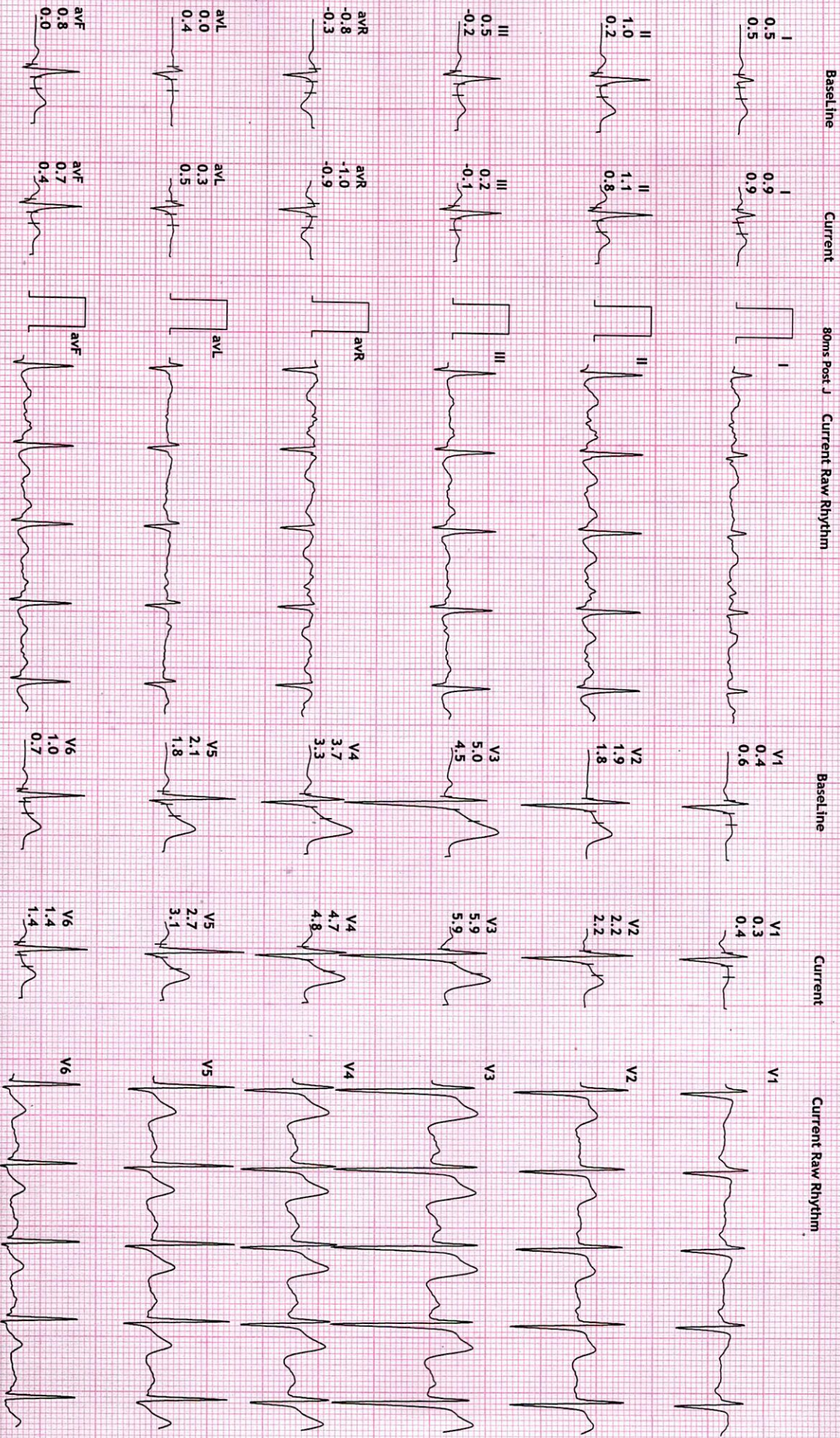
BLC : On

Notch : On

Stage 1 ( 03:00

10.0 mm/mV

25 mm/Sec.



**REVIVAL DIAGNOSTICS**

**4TH FLOOR, AQUA CORRIDOE, NEAR STAR BAZAR, ADAJAN- 395009, SURAT**

**12 Lead + Comparison**

4548/SANJAYKUMAR S PATEL  
54 Yrs/Male  
54 Kg/154 Cms  
Date: 26-Nov-2022 10:43:39 AM

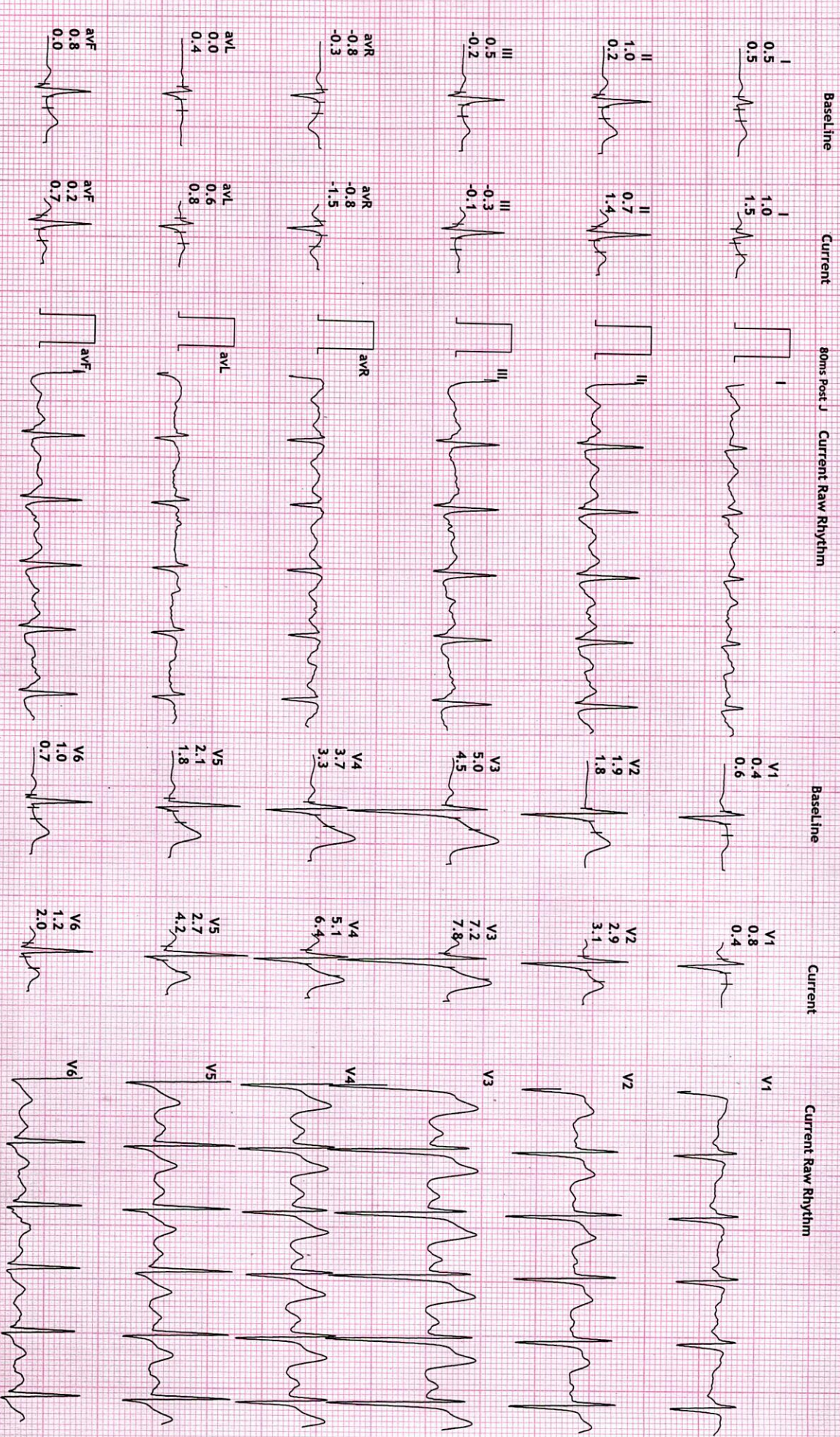
HR: 135 bpm  
METS: 7.0  
BP: 133/90

MpHR: 79% of 170  
Speed: 4.0 kmph  
Grade: 12.0%

Raw ECG  
BRUCE  
(1.0-100)HZ

Ex Time 06:00  
BLC : On  
Notch : On

Stage 2 ( 03:00  
10.0 mm/mV  
25 mm/Sec.



REVIVAL DIAGNOSTICS

4TH FLOOR, AQUA CORRIDOE, NEAR STAR BAZAR, ADAJAN - 395009, SURAT

50 Yrs/Male

54 Kg/154 Cms

Date: 26-Nov-2022 10:43:39 AM

12 Lead + Comparison

HR: 152 bpm

METS: 7.9

BP: 150/90

MPHR: 89% of 170

Speed: 5.5 kmph

Grade: 14.0%

Raw ECG

BRUCE

(1.0-100)Hz

Ex Time 06:48

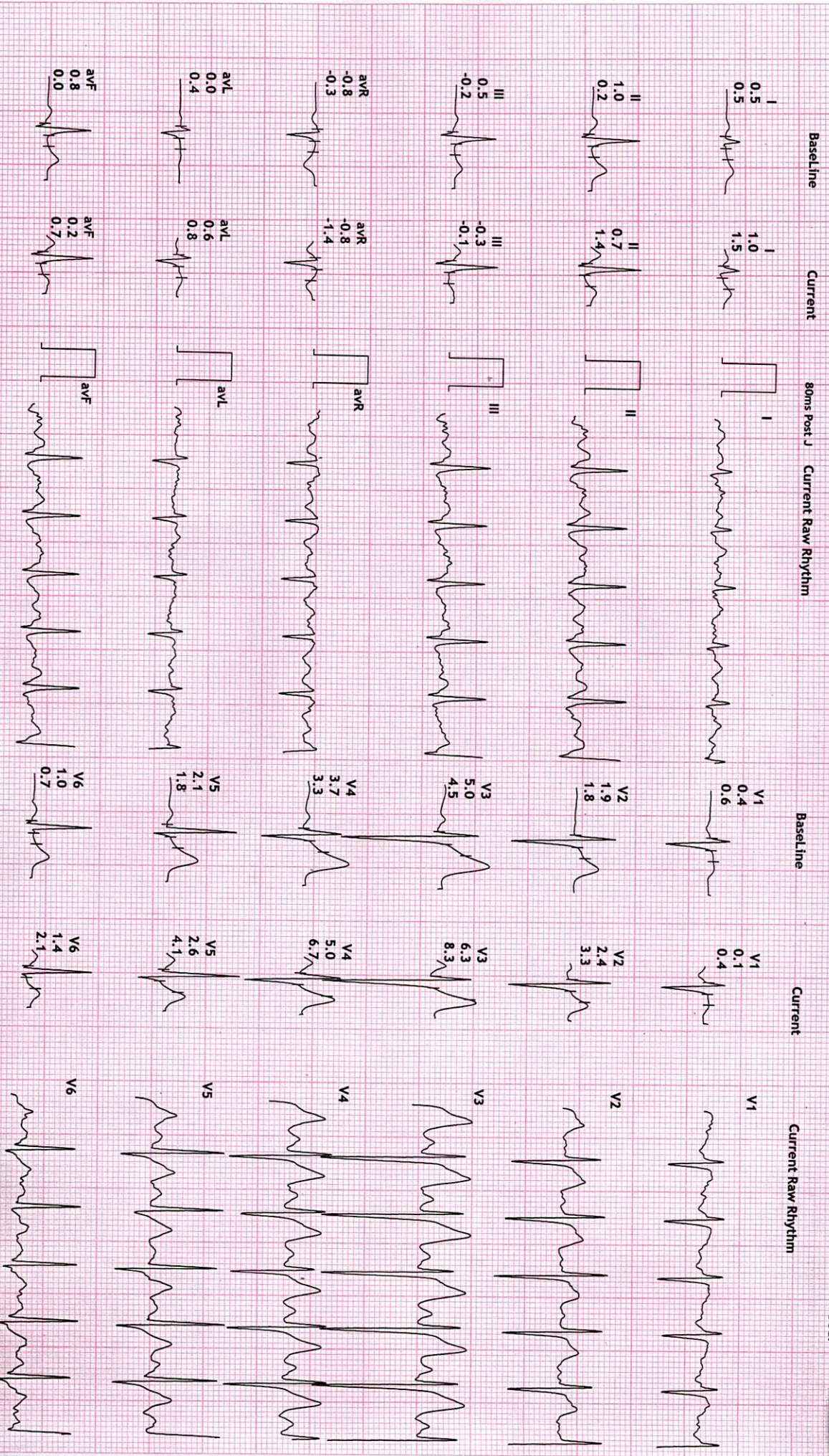
BLC : On

Notch : On

PeakX

10.0 mm/mV

25 mm/Sec.





REVIVAL DIAGNOSTICS

4TH FLOOR, AQUA CORRIDOE, NEAR STAR BAZAR, ADAJAN- 395009, SURAT

12 Lead + Comparison

4548/SANJAYKUMAR S PATEL  
50 Yrs/Male  
54 Kg/154 Cms  
Date: 26-Nov-2022 10:43:39 AM

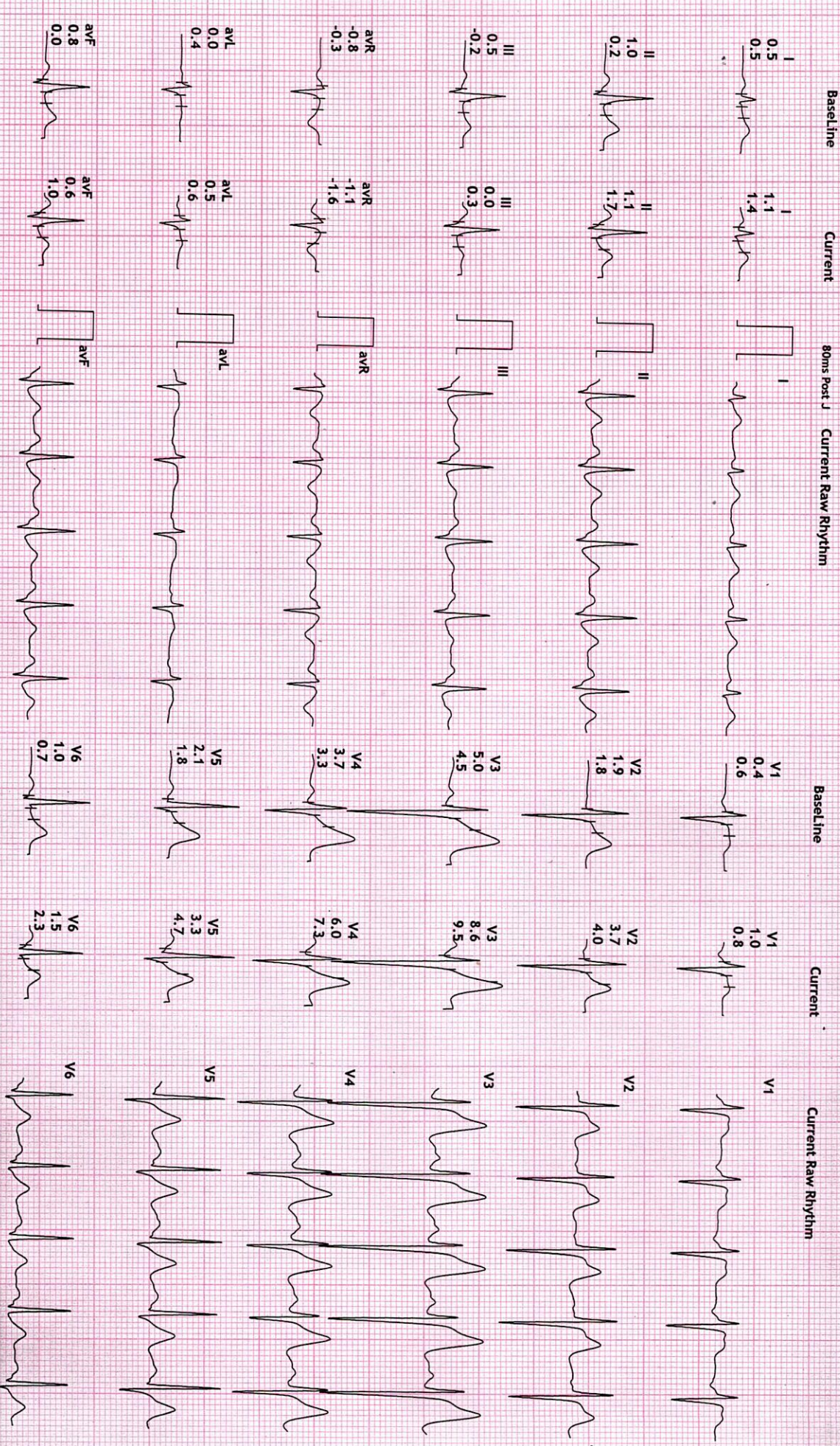
HR: 113 bpm  
METS: 1.0  
BP: 150/90

MPHR: 66% of 170  
Speed: 0.0 kmph  
Grade: 0.0%

Raw ECG  
BRUCE  
(1.0-100)Hz

Ex Time 06:48  
BLC : On  
Notch : On

Recovery : ( 01  
10.0 mm/mV  
25 mm/Sec.



REVAL DIAGNOSTICS

4TH FLOOR, AQUA CORRIDOE, NEAR STAR BAZAR, ADAJAN- 395009, SURAT

4548/SANJAYKUMAR S PATEL  
50 Yrs/Male  
54 Kg/154 Cms  
Date: 26-Nov-2022 10:43:39 AM

HR: 98 bpm  
METs: 1.0  
BP: 140/80

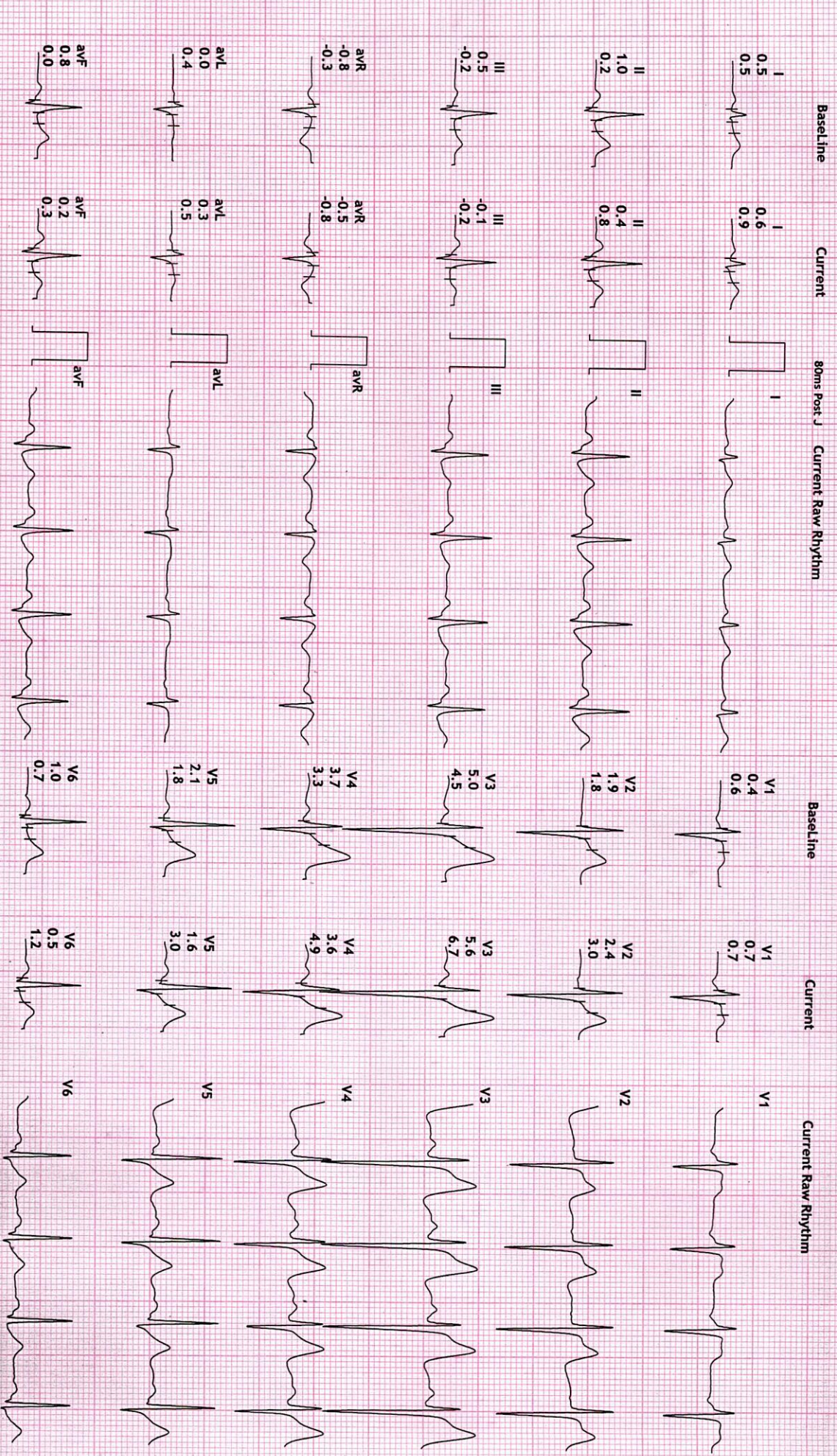
MpHR: 57% of 170  
Speed: 0.0 kmph  
Grade: 0.0%

Raw ECG  
BRUCE  
(1.0-100)Hz

Ex Time 06:48  
BLC :On  
Notch :On

Recovery : ( 02  
10.0 mm/mV  
25 mm/Sec.

12 Lead + Comparison



REVIAL DIAGNOSTICS

12 Lead + Comparison

4TH FLOOR, AQUA CORRIDOE, NEAR STAR BAZAR, ADAJAN- 395009, SURAT

4548/SANJAYKUMAR S PATEL

50 Yrs/Male

54 Kg/154 Cms

Date: 26-Nov-2022 10:43:39 AM

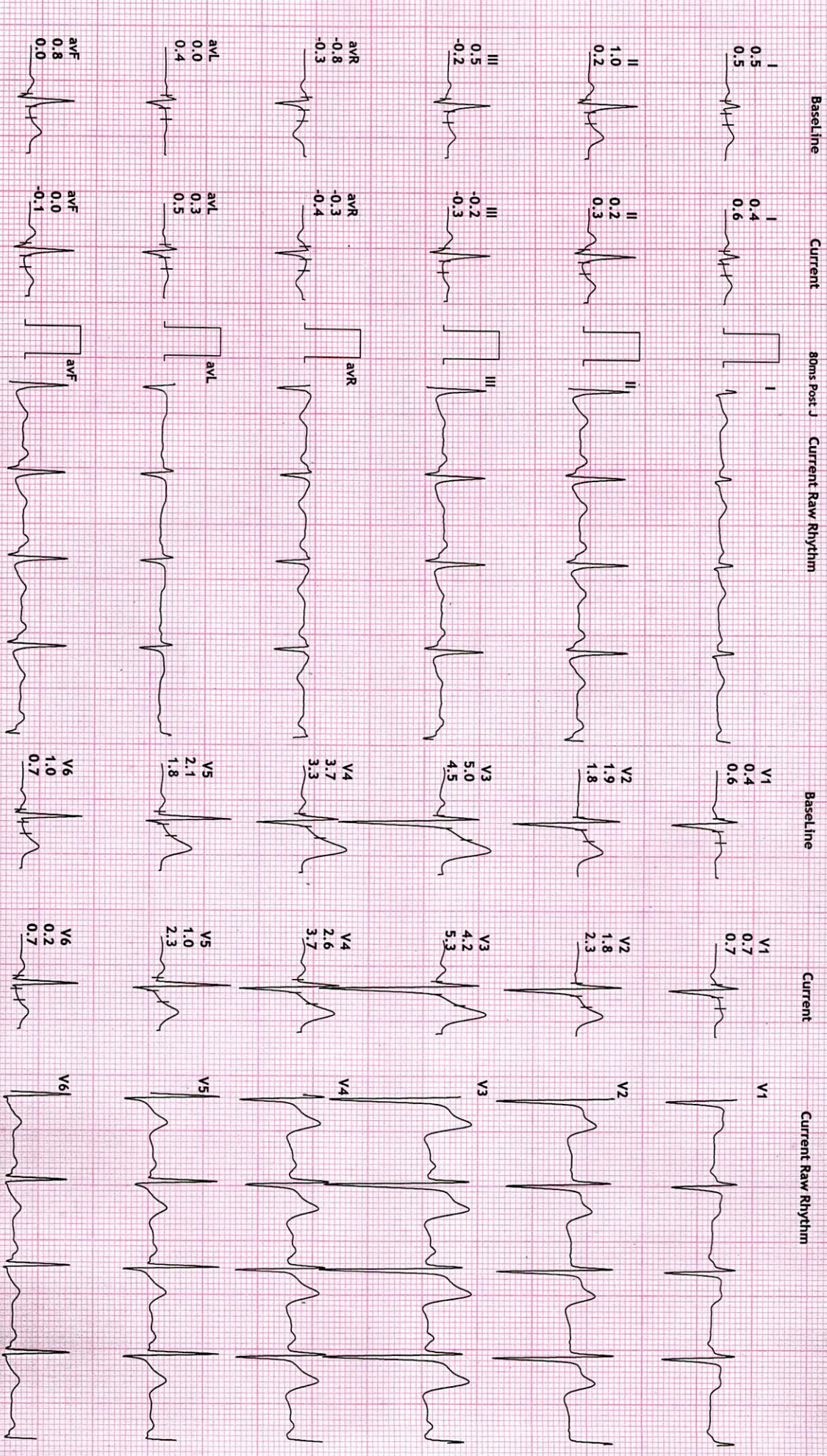
HR: 95 bpm  
METS: 1.0  
BP: 130/80

MPPHR:55% of 170  
Speed: 0.0 kmph  
Grade: 0.0%

Raw ECG  
BRUCE  
(1.0-100)HZ

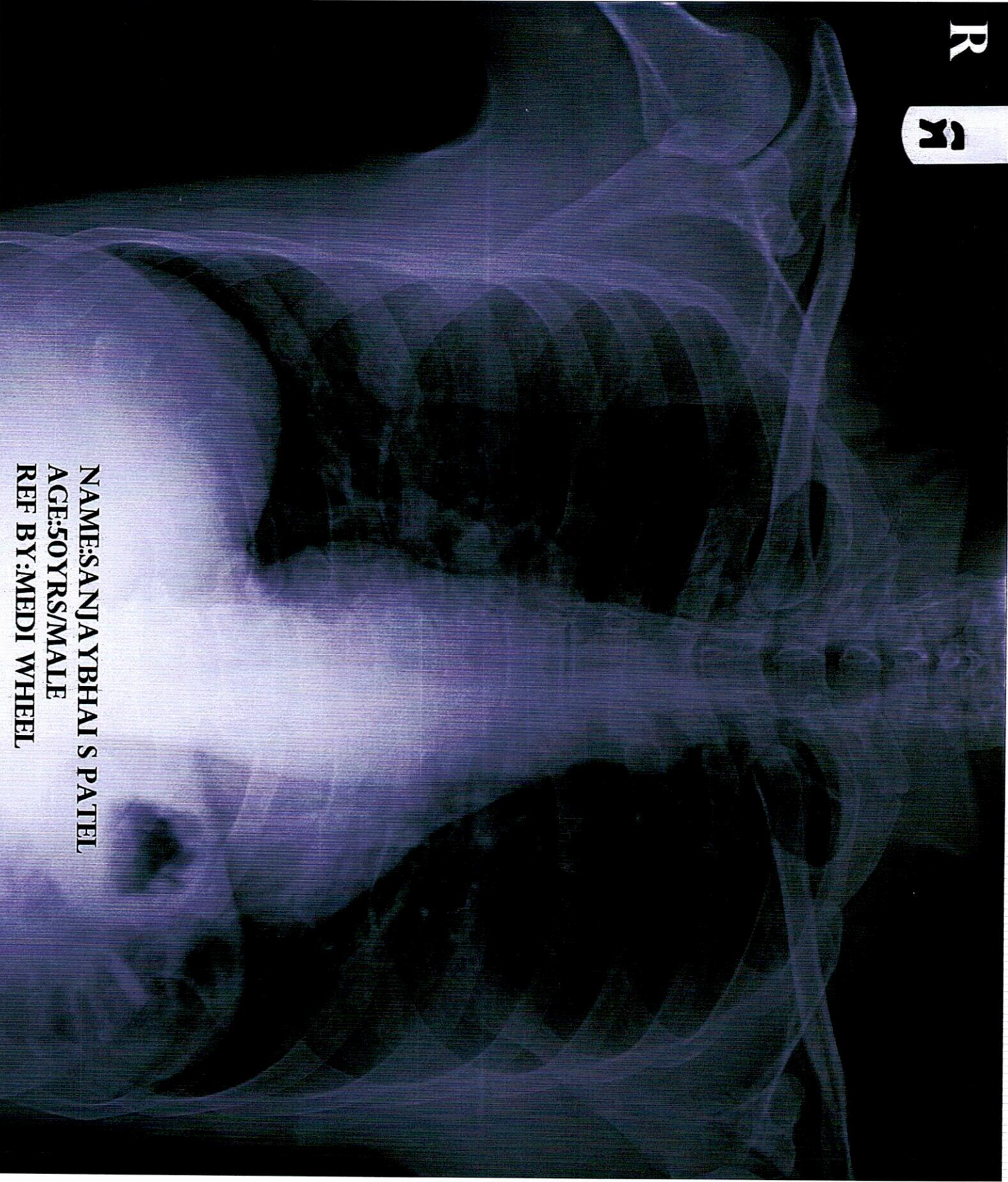
Ex Time 06:48  
BLC :On  
Notch :On

Recovery : ( 03  
10.0 mm/mV  
25 mm/Sec.



R

M



NAME: SANJAYBHAI S PATEL  
AGE: 50 YRS/MALE  
REF BY: MEDI WHEEL





Name	<b>SANJAYBHAI S PATEL</b>	Age/Gender	<b>50Yrs / Male</b>
Reg No.	<b>3518 / 22</b>	Receipt No	<b>3219</b>
Referred By	<b>BOB - MEDI WHEEL(PKG10000243)</b>	Mode of Payment	<b>CREDIT</b>
Collection Type	<b>CENTER</b>	Collection DateTime	<b>26-Nov-2022 09:16 AM</b>

### CHEST RADIOGRAPH (PA VIEW)

- Hilar shadows are within normal limits.
- Pulmonary vasculature appears normal.
- Cardiac appears normal in size.
- Both dome of the diaphragm are smooth.
- Both costophrenic recesses are clear.
- Both lung fields appear normal.
- Visualized bones and soft tissue shadows appear normal.

IMPRESSION: NORMAL STUDY.

DR. CHIRAG K PATEL  
RADIOLOGIST

REVIVAL  
DIAGNOSTICS

**Dr. Chirag K. Patel**

MBBS-DMPD

Reg. No. G-23509

**Revival Diagnostic**  
Signature

4th Floor, Aqua Corridor,  
Nr. Star Bazar, Hazira Main Road,  
Adajan, Surat-395009.

Mo. 97266 726683

Laboratory Test Result are Subject to technical limitation and should be clinically correlate for final diagnosis

📍 4th Floor, Aqua Corridor, Hazira Road, Adajan Pal, Surat-395009.

☎ 0261 2747788, 9825947712 ✉ revivaldiagnostics.surat@gmail.com 🌐 www.revivaldiagnostics.com

This medical report is not intended for medico-legal purposes.



Name	<b>SANJAYBHAI S PATEL</b>	Age/Gender	<b>50Yrs/Male</b>
Reg No.	<b>3518/22</b>	Receipt No	<b>3219</b>
Referred By	<b>BOB - MEDI WHEEL(PKG10000243)</b>	Mode of Payment	<b>CREDIT</b>
Collection Type	<b>CENTER</b>	Collection DateTime	<b>26-Nov-2022 09:16 AM</b>

## USG OF ABDOMEN & PELVIS

### **LIVER:**

Liver is normal in size and echotexture.  
No evidence of focal SOL or dilatation of IHBR seen.  
Portahepatis appear normal.

### **GALLBLADDER:**

Gallbladder appeared normal. No calculus or mass lesion seen.

### **PANCREAS:**

Pancreas appears normal in size and echotexture.  
No focal lesion, mass or pancreatitis.

### **SPLEEN:**

Spleen appears normal in size and echotexture.

### **PARAAORTIC REGION:**

Aorta grossly appears normal.  
No paraaortic lymphnodes seen.

### **KIDNEYS:**

#### **left renal 5 mm calyceal calculus**

Both kidneys appear normal in size, shape and in position.  
Cortex and collecting system of both kidneys appears normal.  
No evidence of calculus or obstructive uropathy on either side.

### **URINARY BLADDER:**

Bladder appears normal. No calculus or mass lesion is seen.

### **PROSTATE:**

Prostate appears normal in size and echotexture.  
No evidence of free fluid in pelvis.

### **COMMENTS:**

left renal 5 mm calyceal calculus

**Dr. Chirag K. Patel**  
MBBS-DMPD  
Reg. No. 23509  
Revival Diagnostic  
Radiologist  
4th Floor, Aqua Corridor,  
Nr. Star Bazar, Hazira Main Road,  
Adajan, Surat-395009.  
Mo. 97266 726683

Laboratory Test Result are Subject to technical limitation and should be clinically correlate for final diagnosis



26-Nov-2022 9:14:51 am  
21.1869N 72.7938E

Adajan  
Surat

Gujarat

Altitude:-45.6m

sanjaybhai

Index number: 88

