


VI-006 (Rev. 11-01-01) 2011-01-14 23:35



payal solima 3815

Dr. Poo

HR : 69  
 R-R : 864  
 P-R : 145  
 QRS : 89  
 QT/QTc : 373/401  
 P/QRS/T : 32/42/46  
 RV5/SVI : 0.99/0.450 mV  
 RV5-SVI : 1.440 mV

Sinus Rhythm  
 T Abnormality (T)

Dr. Krishn P. Vaidya  
 MD, PGDCC  
 WNV

Unconfirmed report verified by: *[Signature]*



# icure<sup>™</sup> Heart & General Clinic

Icure Heart & Diet Clinic, 402, Epsilon tower, opp Pasha bhai park, Race course, Vadodara

## :: PERSONAL HEALTH REPORT ::

Name! - Patal Saxena

DATE 15/12/22

SR. NO.  
SEX Female  
AGE 36 Yea  
HEIGHT 158 cm  
WEIGHT 72 K.G.

### HISTORY

Present History : *NO*  
Past Illness History : *NO* Diabetes/Hypertension/Tuberculosis/Asthma/Epilepsy  
Past Occupational History : *NO*  
Family History : *mother - Diabetic, Father HT*  
Personal History : *NO*  
Addiction : *NO* Tobacco/Gutika/Smoking/Alcohol

### GENERAL EXAMINATION

T.P.R. : *64/min* B.P. : *120/80 mmHg* mm Hg :

Pallor/Icterus/Cyanosis/Varicosity/Lymph Nodes/Thyroid/Oedema/NVE/Other :

### SYSTEMIC EXAMINATION

R.S. : *Normal*  
C.V.S : *Normal*  
C.N.S : *Normal*  
A.S. : *Normal*  
Musculo-skelet System : *Normal*

E.N.T. Ex.	<i>Normal</i>	ACUITY OF VISION		RT EYE	LT EYE
		Without Glass	DISTANT	6/6	6/6
Dental Ex.	<i>Normal</i>		Near	6/6	6/6
Skin Ex.	<i>Normal</i>	With Glass	DISTANT	6/6	6/6
Psychic Ex.	<i>Normal</i>		Near	6/6	6/6
COLOUR BLINDNESS					

REMARK

ADVICE

The Worker is **FIT/UNFIT** for the assigned job.



Dr. Krish P. Vaidya  
MD, PGDC  
Associate Consultant - Cardiology  
Reg. No. G-50510

DR. KRISH VAIDYA

MD G-50510, CH



ભારત સરકાર  
Government of India

ભારતીય વિશિષ્ટ ઓળખાણ પ્રાધિકરણ  
Unique Identification Authority of India


નામાંકન ક્રમ સંખ્યા/ Enrolment No.: 0648/03487/68979

To  
પાયલ સક્ષેના  
Payal Saxena  
C/O Wife Of Abhishek Saxena  
L 201 Iskon Habitat  
Behind vedant villa  
Gotri  
Vadodara  
T B Sanatorium  
Vadodara Gujarat - 390021  
8319662925

Download Date: 30/09/2021

Issue Date: 01/01/2020

Validity: unknown



તમારો આધાર નંબર / Your Aadhaar No. :

**3502 7178 1182**

VID : 9106 6349 4062 8773

મારો આધાર, મારી ઓળખ



ભારત સરકાર  
Government of India



પાયલ સક્ષેના  
Payal Saxena  
જન્મ તારીખ/DOB: 20/07/1986  
સ્ત્રી/ FEMALE

Download Date: 30/09/2021

Issue Date: 01/01/2020

**3502 7178 1182**

VID : 9106 6349 4062 8773

મારો આધાર, મારી ઓળખ



Government of India



AADHAAR

નિર્દેશ

- આધાર ઓળખાણનું પ્રમાણ છે. નાગરીકતાનું નહીં
- ઓળખ ચકાસવા માટે સુરક્ષિત QR કોડ / ઓફલાઇન XML / ઓનલાઇન પ્રમાણીકરણનો ઉપયોગ કરવો.
- આ ઇલેક્ટ્રોનિક પ્રક્રિયા દ્વારા બનાવેલા દસ્તાવેજ છે.

INFORMATION

- Aadhaar is a proof of identity, not of citizenship.
- Verify identity using Secure QR Code/ Offline XML/ Online Authentication.
- This is electronically generated letter.

- આધાર સમગ્ર દેશમાં માન્ય છે.
- આધાર તમને વિવિધ સરકારી અને બિન-સરકારી સેવાઓને સરળતાથી મેળવવામાં મદદ કરે છે.
- તમારા મોબાઇલ નંબર અને ઇમેઇલ આઈડીને આધારમાં અપડેટ કરો.
- તમારા સ્માર્ટ ફોનમાં આધાર રાખો - એમઆધાર એપ્લિકેશનનો ઉપયોગ કરો.

- Aadhaar is valid throughout the country.
- Aadhaar helps you avail various Government and non-Government services easily.
- Keep your mobile number & email ID updated in Aadhaar.
- Carry Aadhaar in your smart phone - use mAadhaar App.




ભારતીય વિશિષ્ટ ઓળખાણ પ્રાધિકરણ  
Unique Identification Authority of India



સરનામું:  
C/O વાઈડ ઓફ અભિષેક સક્ષેના, એલ 201 ઇસ્કોન હબિટાટ, બિહાંડ વેદાંત વિલા, ગોત્રી, વડોદરા, ગુજરાત - 390021

Address:  
C/O Wife Of Abhishek Saxena, L 201 Iskon Habitat, Behind vedant villa, Gotri, Vadodara, Vadodara, Gujarat - 390021



**3502 7178 1182**

VID : 9106 6349 4062 8773

1947 | help@uidai.gov.in | www.uidai.gov.in

*Payal*



  
**Heart & General Clinic**

iCure Heart& Diet Clinic, 402, Epsil on tower, opp Pasha bhai park, Race course, Vadodara



Sunny K. Machhi  
+91 87585 30074  
+91 83205 61551  
sunnydigitalxray@yahoo.com

NAME	PAYAL SAXENA	AGE/SEX	36/FEMALE
REF BY	I CURE HEART & DIET CLINIC	DATE	15-12-22

**X-RAY CHEST PA VIEW (PORTABLE)**

**FINDING**

BOTH LUNGS FIELDS ARE NORMAL .  
REMAINING LUNG FIELDS ARE NORMAL.  
BOTH COSTOPHRENIC RECESS ARE CLEAR.  
CARDIAC SIZE WITHIN NORMAL LIMITS.  
MEDIASTINUM AND BONY THORACIC CAGE REVEAL NO ABNORMALITY.

**IMPRESSION : NORMAL LUNGS HEART AND MEDIASTUINUM..**

**DR.HIMANI VIRAPARA**  
Regn. No: G.28771  
M.D. [Radiodiagnosis]  
(CONSULTANT RADIOLOGIST)



  
**Heart & General Clinic**

iCure Heart & Diet Clinic, 402, Epsilon tower, opp Pasha bhai park, Race course, Vadodara

NAME : Mrs Payal Saxena	AGE : 36 Y/F	DATE : 15/12/2022
-------------------------	--------------	-------------------

**ULTRASONOGRAPHY OF WHOLE ABDOMEN**  
(Screening Only)

**Liver** is normal in size and echotexture and shows normal parenchymal reflectivity. No focal lesion is seen. Hepatic veins appear normal. There is no evidence of any dilated intra hepatic billiary radicals.

**Portal Vein** appears normal in diameter.

**Common Bile Duct** is of normal diameter.

**Gallbladder** is physiologically distended with normal wall thickness. There is no evidence of gallstones. No evidence of peri-cholecystic fluid or probe tenderness.

**Pancreas** is normal in size and shows homogenous reflectivity. There is no evidence of any calcification or ductal dilatation.

**Spleen** is normal size and shows a homogenous echotexture. There is no evidence of any focal lesion.

**Both Kidneys** are normal in position and size. They show normal cortical reflectivity and cortico-medullary distinction. Right kidney measures 80x34mm. Left kidney measures 82x41mm. There is no evidence of renal calculi, hydronephrosis or mass seen.

**Bladder** is well distended and shows normal wall thickness. No evidence of intra-luminal mass or calculi.

**Uterus** appears normal in size. Uterine myometrial echotexture is homogeneous. No focal lesion is seen. CET measures 5mm.

**Both Ovaries** appears normal in size & reflectivity. No evidence of any adnexal mass.

There is no evidence of ascites.

No evidence of any gross bowel mass seen.

No evidence of any aorto-caval or mesenteric root lymphadenopathy

No mass or collection in right iliac fossa.

**CONCLUSION:** No sonographic abnormality is seen.



*Mehul Prajapati*

**DR. MEHUL PRAJAPATI**  
CONSULTANT RADIOLOGIST

## 2D Echocardiography & Color Doppler Report

iCure Hear care, 402, Epsilon tower, opp Pasha bhai park, Race course, Vadodara

**Patient Name: Mrs Payal Saxena**

**Date: 15 / 12 / 2022**

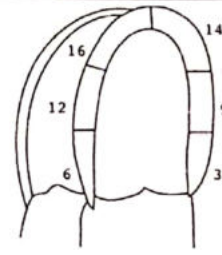
**Age Gender: female - 36 Years**

### M. Mode Study:

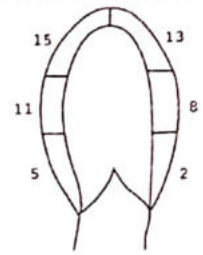
<b>LA</b>	<b>30</b>	<b>IVS</b>	<b>09</b>	<b>PWD</b>	<b>09</b>
<b>AO</b>	<b>25</b>	<b>LVDs</b>	<b>25</b>	<b>LVDd</b>	<b>44</b>

### Doppler Study:

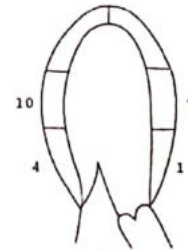
<b>Mitral Valve</b>	<b>E: 1.92 A: 0.96</b>
<b>Aortic Valve</b>	<b>Normal</b>
<b>Tricuspid Valve</b>	<b>Normal</b>
<b>Pulmonary Valve</b>	<b>Normal</b>



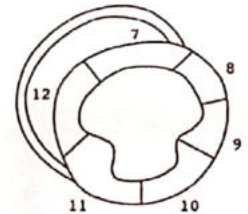
Apical  
4 chamber view



Apical  
2 chamber view



Apical  
3 chamber view



Parasternal short  
axis view

### Conclusion:

- **Normal LV Systolic function**
- **LVEF: 65 % ,No RWMA**
- **Cardiac Chambers: Normal**
- **Diastolic function: Normal**
- **TR: Trivial PAH: No RVSP: 15 mmhg**
- **No Ms , No MR**
- **Mild AR , No AS**
- **ASD/VSD/PDA/Co-A : No**
- **No Clots or vegetations found**
- **IVC: 10mm size with >50% collapsive**

**Dr. Krish P. Vaidya**  
MD, PGCC  
Associate Consultant-Cardiology  
Reg.No.G-50510



**Note:**

Normal 2D echo report does not rule out cardiac diseases  
this report shall not be used for Medico legal purposes,  
Clinical Correlation advisable.

**Dr. Krish P Vaidya**  
Consultant Cardiologist, Diabetologist  
& General Physician



# BARODA DIAGNOSTIC LABORATORY

302, Trivia Complex, Natubhai Circle, Race Course, Vadodara. ☎ +91 8866009950 / 7405009950 📧 bdl95950@gmail.com



Patient's name : Payal saxena  
Age/Sex : 36 Years/Female  
Referred by : C/o. I Cure Heart & Diet Clinic  
Sample From : LAB  
UHID :

Reg. ID : icure-350-19  
Accession : 24481  
Reg. Date : 15/12/2022  
Collection Time : 15/12/2022 14:50

## COMPLETE BLOOD COUNT

Sample Type: EDTA

Test Name	Result	Units	Biological Reference Interval
<b><u>Blood Counts</u></b>			
Haemoglobin :	<u>12.2</u>	Gms%	12.5 - 16.0
Total R.B.C. :	<u>3.63</u>	mill/c.mm	4.2 - 5.4
Total W. B. C. :	7300	/cu mm	4000 - 10500
Platelet Count :	289000	/cu.mm	1,50,000 - 4,50,000
<b><u>Differential Count</u></b>			
Neutrophils :	61	%	40 - 70
Lymphocytes :	36	%	20 - 40
Eosinophils :	<u>00</u>	%	1 - 4
Monocytes :	03	%	2 - 6
Basophils :	00	%	0 - 01
<b><u>Blood Indices</u></b>			
P. C. V :	<u>32.6</u>	%	37 - 47
M. C. V. :	89.8	fl	78 - 100
M.C.H :	<u>33.6</u>	pg	27 - 31
M. C. H. C :	<u>37.4</u>	%	32 - 36
R.D.W :	12.1	%	11.5 - 14.0

### E.S.R.( Westergren Method )

After one hour : 6 mm 3 - 12



Page 1 of 7

LAB

LAB USE ONLY (Entered by :AP Enter Date/Time:15/12/2022 15:42:00) (Verify by :HARSH Verify Date/Time:15/12/2022 17:22:00)





# BARODA DIAGNOSTIC LABORATORY

302, Triva Complex, Natubhai Circle, Race Course, Vadodara. ☎ +91 8866009950 / 7405009950 📧 bdl95950@gmail.com



Patient's name : Payal saxena  
Age/Sex : 36 Years/Female  
Referred by : C/o. I Cure Heart & Diet Clinic  
Sample From : LAB  
UHID :

Reg. ID : icure-350-19  
Accession : 24481  
Reg. Date : 15/12/2022  
Collection Time : 15/12/2022 14:50

## HIV HBsAg

<u>Test</u>	<u>Result</u>	<u>Normal Range</u>
Test for HIV 1 Antibodies :	Non reactive	Non reactive
Test for HIV 2 Antibodies :	Non reactive	Non reactive
HBsAg : (Hepatitis B surface Antigen)	Negative	Negative

Note: The above tests are done as a screening procedure.  
: If clinically suspected, confirmation by ELISA is recommended.  
: Rarely false negativity/positivity may occur.



LAB  
LAB USE ONLY (Entered by :AP Enter Date/Time:15/12/2022 15:42:00) (Verify by :HARSH Verify Date/Time:15/12/2022 17:22:00)







# BARODA DIAGNOSTIC LABORATORY

302, Trivia Complex, Natubhai Circle, Race Course, Vadodra. ☎ +91 8866009950 / 7405009950 ✉ bdl95950@gmail.com



Patient's name : Payal saxena  
Age/Sex : 36 Years/Female  
Referred by : C/o. I Cure Heart & Diet Clinic  
Sample From : LAB  
UHID :

Reg. ID : icure-350-19  
Accession : 24481  
Reg. Date : 15/12/2022  
Collection Time : 15/12/2022 14:50

## THYROID FUNCTION

Sample Type: Serum

Test Name	Result	Units	Biological Reference Interval
TOTAL T3 :	0.99	ng/ml	0.84 - 2.0
TOTAL T4 :	7.10	ug/dl	5.1 - 14.0
TSH :	2.16	mIU/L	0.25 - 5.0

Method : CLIA



LAB  
LAB USE ONLY (Entered by :AP Enter Date/Time:15/12/2022 15:42:00) (Verify by :HARSH Verify Date/Time:15/12/2022 17:22:00)





# BARODA DIAGNOSTIC LABORATORY

302, Trivia Complex, Natubhai Circle, Race Course, Vadodara. ☎ +91 8866009950 / 7405009950 ✉ bdl95950@gmail.com



Patient's name : Payal saxena  
Age/Sex : 36 Years/Female  
Referred by : C/o. I Cure Heart & Diet Clinic  
Sample From : LAB  
UHID :

Reg. ID : icure-350-19  
Accession : 24481  
Reg. Date : 15/12/2022  
Collection Time : 15/12/2022 14:50

## RENAL FUNCTION TEST

Test Name	Result	Units	Biological Reference Interval
Urea :	16	mg/dl	10 - 50
Bun (Calculated) :	7.5	mg/dl	0 - 18
Creatinine :	0.80	mg/dl	0.4 - 1.5
Uricacid :	4.10	mg/dl	3.4 - 7.0
BUN CREAT RATIO :			10:1 - 20:1

Done on Fully automated biochemistry analyser - COBAS C 111



LAB  
LAB USE ONLY (Entered by :AP Enter Date/Time:15/12/2022 15:42:00) (Verify by :HARSH Verify Date/Time:15/12/2022 17:22:00)





# BARODA DIAGNOSTIC LABORATORY

302, Trivia Complex, Natubhai Circle, Race Course, Vadodara. ☎ +91 8866009950 / 7405009950 📧 bd95950@gmail.com



Patient's name : Payal saxena  
Age/Sex : 36 Years/Female  
Referred by : C/o. I Cure Heart & Diet Clinic  
Sample From : LAB  
UHID :

Reg. ID : icure-350-19  
Accession : 24481  
Reg. Date : 15/12/2022  
Collection Time : 15/12/2022 14:50

## LIVER FUNCTION TEST

Sample Type: Serum

Test Name	Result	Units	Biological Reference Interval
S.G.P.T (ALT) :	16	U/L	0 - 40
S.G.O.T (AST) :	17	U/L	0 - 37
ALK.PHOSPHATASE :	39	U/L	35 - 105
G.G.T :	8.10	U/L	8 - 78
<b><u>Bilirubin</u></b>			
Total :	0.33	mg/dl	0.2 - 1.0
Direct :	0.19	mg/dl	0 - 0.6
Indirect :	0.14	mg/dl	0 - 0.5
<b><u>Serum Proteins</u></b>			
Total Protein :	7.43	gms/dl	6.4 - 8.3
Albumin :	4.12	gms/dl	3.8 - 4.4
Globulins :	3.31	gms/dl	2.3 - 3.5
A/G Ratio :	1.24		0.9 - 2.9

Done on Fully automated biochemistry analyser - COBAS C 111



LAB  
LAB USE ONLY (Entered by :AP Enter Date/Time:15/12/2022 15:42:00) (Verify by :HARSH Verify Date/Time:15/12/2022 15:42:00) Page 5 of 7





# BARODA DIAGNOSTIC LABORATORY

302, Trivia Complex, Natubhai Circle, Race Course, Vadodara. ☎ +91 8866009950 / 7405009950 ✉ bdl95950@gmail.com



\* 2 4 4 8 1 \*

Patient's name : Payal saxena  
Age/Sex : 36 Years/Female  
Referred by : C/o. I Cure Heart & Diet Clinic  
Sample From : LAB  
UHID :

Reg. ID : icure-350-19  
Accession : 24481  
Reg. Date : 15/12/2022  
Collection Time : 15/12/2022 14:50

## LIPID PROFILE

Sample Type: Serum

Test Name	Result	Units	Biological Reference Interval
Cholesterol :	133	mg/dl	0 - 200
Triglyceride :	106	mg/dL	0 - 150
HDL - Cholesterol :	42	mg/dL	35 - 65
LDL - Cholesterol :	69.8	mg/dL	0 - 130
VLDL - Cholesterol :	21.2	mg/dL	0 - 30
Total Cholesterol/HDL Ratio :	3.17		1 - 6
LDL / HDL Cholesterol Ratio :	1.66		0 - 3.5

Done on Fully automated biochemistry analyser - COBAS C 111



LAB  
LAB USE ONLY (Entered by :AP Enter Date/Time:15/12/2022 15:42:00) (Verify by :HARSH Verify Date/Time:15/12/2022 17:22:00)





# BARODA DIAGNOSTIC LABORATORY

302, Trivia Complex, Natubhai Circle, Race Course, Vadodara. ☎ +91 8866009950 / 7405009950 📧 bdl95950@gmail.com



★ 2 4 4 8 1 ★

Patient's name : Payal saxena  
Age/Sex : 36 Years/Female  
Referred by : C/o. I Cure Heart & Diet Clinic  
Sample From : LAB  
UHID :

Reg. ID : icure-350-19  
Accession : 24481  
Reg. Date : 15/12/2022  
Collection Time : 15/12/2022 14:50

## HbA1C REPORT

Sample Type: EDTA

Test Name	Result	Units	Biological Reference Interval
HbA1C :	4.36	%	Excellent control: 4.2-6.2 Good Control : 6.3-7.2 Fair Control : 7.3-8.2 Poor Control : >8.3
Mean Blood Glucose levels : of last 03months	78.0	mg/dl	

### NOTE

\*As per the new 2009 update of American Diabetes Association regarding HbA1C & Mean Blood Glucose relationship.

This test is used to monitor diabetic patients compliance with the therapeutic regimen and long term blood glucose control. It's level is proportional to both the average blood glucose concentration and the life span of the red blood cells (RBC) in circulation. HbA1c values are free of day to day glucose fluctuations and are unaffected by exercise or recent food intake.



LAB

LAB USE ONLY (Entered by :AP Enter Date/Time:15/12/2022 15:43:00) (Verify by :HARSH Verify Date/Time:15/12/2022 17:22:00)





# BARODA DIAGNOSTIC LABORATORY

Name : PAYAL SAXENA  
Ref By : ICURE HEART & DIET CLINIC

Age/Sex : 36 Yrs./F  
Date : 15/12/2022  
Report ID. : 6

## HAEMOGRAM PROFILE

<u>TEST</u>	<u>RESULT</u>
Blood Group	: " A "
Rh Factor (Anti D.)	: " POSITIVE "

## BIOCHEMISTRY

### FASTING (FBS)

Blood Glucose : 110.0 mg/dL 70.00 - 110.00 mg/dL

### POST-PRANDIAL

Blood Glucose : 130.0 mg/dL 80 - 140 mg/dL

Done By Fully Auto Analyzer MIURA, A-1004

END OF REPORT



**Dr. Nehal Tiwari**  
(MD)  
Consultant Pathologist  
(Reg No G-54530)



**Dr. Priya Kriplani**  
(MD)  
Consultant Pathologist  
(Reg No G-46004)

302, Trivia Complex, Natubhai Circle, Race Course, Vadodara. ☎ +91 8866009950 / 7405009950 ✉ bd195950@gmail.com

Laboratory results serve as an aid to diagnosis & should be interpreted in relation to clinical findings. Please refer back to laboratory in case of any discrepancy



Scanned with OKEN Scanner



# BARODA DIAGNOSTIC LABORATORY

Name : PAYAL SAXENA  
Ref By : ICURE HEART & DIET CLINIC

Age/Sex : 36 Yrs./F  
Date : 15/12/2022  
Report ID. : 6

## EXAMINATION OF URINE

TEST	RESULT	UNIT
Sample	: FASTING	
<b>PHYSICAL EXAMINATION</b>		
Quantity	: 10	ml
Colour	: PALE YELLOW	
Transparency	: CLEAR	
Specific Gravity	: 1.030	
Reaction	: ACIDIC	
Deposits	: ABSENT	
<b>CHEMICAL EXAMINATION</b>		
Albumin	: NIL	
Sugar	: NIL	
Acetone	: ABSENT	
Bile Salts	: ABSENT	
Bile Pigments	: ABSENT	
Urobilinogen	: NORMAL : ~ < 1.0 mg/dL	
Occult Blood	: ABSENT	
Nitrate	: ABSENT	
<b>MICROSCOPIC EXAMINATION</b>		
Pus Cells	: 0-1 / hpf	
RBC	: NIL	
Epithelial Cells	: NIL	
Crystals	: NIL	
Amorphous Phosphate	: NIL	
Cast	: NIL	

END OF REPORT



**Dr. Nehal Tiwari**  
(MD)  
Consultant Pathologist  
(Reg. No. G-54533)



**Dr. Priya Kriplani**  
(MD)  
Consultant Pathologist  
(Reg. No. G-46004)

302, Trivia Complex, Natubhai Circle, Race Course, Vadodara. ☎ +91 8866009950 / 7405009950 📧 bdi95950@gmail.com

Laboratory results serve as an aid to diagnosis & should be interpreted in relation to clinical findings. Please refer back to laboratory in case of any discrepancy

