



NABH PRE ACCREDITATION
ENTRY LEVEL HOSPITAL
PEH-2018-0537



**SURANA SETHIA HOSPITAL
AND RESEARCH CENTRE
CHARITABLE**

Chembur | Malad | Bhiwandi | Navi Mumbai

Patient Name : MRS. MUDIGONDA ARCHANA R	IP / OP No : 1135804
Ordered Loc : Hospital clinic	Gender : Female Age : 41 Y 7 M 5 D
Referred By : Dr.Bank Of Baroda	Vch No : 1392092
Class : OPD	Received Dt : 14-Oct-2023 12:34
Current Loc :	Reported On : 14-Oct-2023 15:37
Accession No : 23018462	Sample No : 23046130

COMPLETE HEAMOGRAM (C.B.C.)

<u>TEST DESCRIPTION</u>	<u>OBSERVED VALUE</u>	<u>REFERENCE RANGE</u>	<u>UNITS</u>
Haemoglobin	13.10	11.50 - 16.00	gm/dL
R.B.C.	4.87	4.00 - 6.00	Mill/C.mm.
P.C.V.	40.70	37.00 - 47.00	%
M.C.V.	83.57	78.00 - 100.00	fL
M.C.H.	26.90	27.00 - 31.00	pg
M.C.H.C.	32.19	32.00 - 36.00	%
RDW	13.2	11.0 - 15.0	%
Total W.B.C. Count	8100	4000 - 11000	/C.mm
<u>DIFFERENTIAL COUNT</u>			
Neutrophils	65	40 - 75	%
Eosinophils	3	1 - 6	%
Basophils	0	0 - 1	%
Lymphocytes	30	20 - 45	%
Monocytes	2	1 - 10	%
WBC MORPHOLOGY	Normal		
RBC MORPHOLOGY	Normal		
PLATELET COUNT	388	150 - 450	10 ³ /ul
PLATELETS	Adequate		

** END OF REPORT **

Checked By
Provisional

Authorized By Technician

Printed By : SSSL on 14/10/2023 03:37:55PM

P.Pote
Dr. Pragati Pote
MB, DPB,
(Path & Bact)

A Social Venture of
SURANA CHARITABLE TRUST

Regd. No. E 15635 With Charity Commissioner Mumbai
Income Exemption No. DIT (E) / MC / 80G / 524 / 2009 - 10. 12-A Registration No. TR/31324.
Sumannagar, Sion Trombay Road, Chembur, Mumbai - 400071 **Tel. : 022-3378 3378**
Email: info@suranasethiahospital.in Web : www.suranasethiahospital.com



NABH PRE ACCREDITATION
ENTRY LEVEL HOSPITAL
PEH-2018-0537



**SURANA SETHIA HOSPITAL
AND RESEARCH CENTRE
CHARITABLE**

Chembur | Malad | Bhiwandi | Navi Mumbai

Patient Name : MRS. MUDIGONDA ARCHANA R	IP / OP No : 1135804
Ordered Loc : Hospital clinic	Gender : Female Age : 41 Y 7 M 5 D
Referred By : Dr. Bank Of Baroda	Vch No : 1392092
Class : OPD	Received Dt : 14-Oct-2023 12:34
Current Loc :	Reported On : 14-Oct-2023 15:38
Accession No : 23018462	Sample No : 23046128

BLOOD GROUP & RH TYPE

TEST DESCRIPTION

OBSERVED VALUE

REFERENCE RANGE\UNITS

BLOOD GROUP & RH TYPE

ABO Group

"A"

Rh Factor

POSITIVE

** END OF REPORT **

Checked By

Provisional

Authorized By Technician

Printed By : SSSL on 14/10/2023 03:38:04PM

Dr. Pragati Pote
MB, DPB,
(Path & Bact)

A Social Venture of

SURANA CHARITABLE TRUST

Regd. No. E 15635 With Charity Commissioner Mumbai

Income Exemption No. DIT (E) / MC / 80G / 524 / 2009 - 10. 12-A Registration No. TR/31324.

Sumannagar, Sion Trombay Road, Chembur, Mumbai - 400071 **Tel. : 022-3378 3378**

Email: info@suranasethiahospital.in Web. : www.suranasethiahospital.com



**SURANA SETHIA HOSPITAL
AND RESEARCH CENTRE
CHARITABLE**

Chembur | Malad | Bhiwandi | Navi Mumbai

Patient Name : MRS. MUDIGONDA ARCHANA R	IP / OP No : 1135804
Ordered Loc : Hospital clinic	Gender : Female Age : 41 Y 7 M 5 D
Referred By : Dr.Bank Of Baroda	Vch No : 1392092
Class : OPD	Received Dt : 14-Oct-2023 12:34
Current Loc :	Reported On : 14-Oct-2023 15:38
Accession No : 23018462	Sample No : 23046127

ESR

<u>TEST DESCRIPTION</u>	<u>OBSERVED VALUE</u>	<u>REFERENCE RANGE</u>	<u>UNITS</u>
ESR (Erythrocyte Sedimentation Rate)	80	1 - 20	mm/hr

** END OF REPORT **

Checked By

Provisional

Authorized By Technician

Printed By : SSSL on 14/10/2023 03:38:11PM

Dr. Pragati Pote
MB, DPB,
(Path & Bact)

A Social Venture of
SURANA CHARITABLE TRUST

Regd. No. E 15635 With Charity Commissioner Mumbai
Income Exemption No. DIT (E) / MC / 80G / 524 / 2009 - 10. 12-A Registration No. TR/31324.
Sumannagar, Sion Trombay Road, Chembur, Mumbai - 400071 **Tel. : 022-3378 3378**
Email: info@suranasethiahospital.in Web. : www.suranasethiahospital.com



NABH PRE ACCREDITATION
ENTRY LEVEL HOSPITAL
PEH-2018-0537



**SURANA SETHIA HOSPITAL
AND RESEARCH CENTRE
CHARITABLE**

Chembur | Malad | Bhiwandi | Navi Mumbai

Patient Name : MRS. MUDIGONDA ARCHANA R	IP / OP No : 1135804
Ordered Loc : Hospital clinic	Gender : Female Age : 41 Y 7 M 5 D
Referred By : Dr.Bank Of Baroda	Vch No : 1392092
Class : OPD	Received Dt : 14-Oct-2023 12:34
Current Loc :	Reported On : 14-Oct-2023 15:38
Accession No : 23018462	Sample No : 23046132

RENAL FUNCTION TEST

TEST DESCRIPTION	OBSERVED VALUE	REFERENCE RANGE	UNITS
BUN	12.0	8.0 - 21.0	mg/dl
Uric Acid	4.4	3.5 - 7.2	mg/dl
Sodium [Na+]	142	135 - 155	mmol/L
Potassium [K+]	4.0	3.6 - 5.5	mmol/L
Chloride [Cl-]	102	96 - 108	mmol/L
Calcium	9.2	8.4 - 10.2	mg/dl
Phosphorus	3.3	2.5 - 4.5	mg/dl
Serum Alkaline Phosphates	85.0	28.0 - 111.0	IU/L
Serum Proteins Total	6.9	6.0 - 8.2	gm%
Serum Albumin	3.9	3.0 - 5.0	gm%
Serum Globulin	3.00	1.90 - 3.50	gm%
Albumin : Globulin Ratio	1.30	0.90 - 2.00	gm%
Serum Creatinine	0.8	0.5 - 1.5	mg/dl

** END OF REPORT **

Checked By
Provisional

Authorized By Technician

Printed By : SSSL on 14/10/2023 03:39:03PM

Dr. Pragati Pote
MB, DPB,
(Path & Bact)

A Social Venture of
SURANA CHARITABLE TRUST

Regd. No. E 15635 With Charity Commissioner Mumbai
Income Exemption No. DIT (E) / MC / 80G / 524 / 2009 - 10. 12-A Registration No. TR/31324.
Sumannagar, Sion Trombay Road, Chembur, Mumbai - 400071 **Tel. : 022-3378 3378**
Email: info@suranasethiahospital.in Web. : www.suranasethiahospital.com



NABH PRE ACCREDITATION
ENTRY LEVEL HOSPITAL
PEH-2018-0537



**SURANA SETHIA HOSPITAL
AND RESEARCH CENTRE
CHARITABLE**

Chembur | Malad | Bhiwandi | Navi Mumbai

Patient Name : MRS. MUDIGONDA ARCHANA R
Ordered Loc : Hospital clinic
Referred By : Dr. Bank Of Baroda
Class : OPD
Current Loc :
Accession No : 23018462

IP / OP No : 1135804
Gender : Female Age : 41 Y 7 M 5 D
Vch No : 1392092
Received Dt : 14-Oct-2023 12:34
Reported On : 14-Oct-2023 15:38
Sample No : 23046132

LIVER FUNCTION TEST

<u>TEST DESCRIPTION</u>	<u>OBSERVED VALUE</u>	<u>REFERENCE RANGE</u>	<u>UNITS</u>
Total Bilirubin	0.4	0.1 - 1.2	mg/dl
Conjugated (Direct) Bilirubin	0.2	0.0 - 0.3	mg/dl
Unconjugated (Indirect) Bilirubin	0.2	0.1 - 1.0	mg/dL
SGOT	19.0	15.0 - 46.0	U/L
SGPT	23.0	13.0 - 69.0	U/L
Serum Alkaline Phosphates	85.0	28.0 - 111.0	IU/L
Serum Proteins Total	6.9	6.0 - 8.2	gm%
Serum Albumin	3.9	3.0 - 5.0	gm%
Serum Globulin	3.00	1.90 - 3.50	gm%
Albumin : Globulin Ratio	1.30	0.90 - 2.00	gm%
Serum Creatinine	0.8	0.5 - 1.5	mg/dl
G. G. T. P	33.0	0.0 - 45.0	IU/L

** END OF REPORT **

Checked By
Provisional

Authorized By Technician

Printed By : SSSL on 14/10/2023 03:39:03PM

P.Pote
Dr. Pragati Pote
MB, DPB,
(Path & Bact)

A Social Venture of

SURANA CHARITABLE TRUST

Regd. No. E 15635 With Charity Commissioner Mumbai

Income Exemption No. DIT (E) / MC / 80G / 524 / 2009 - 10. 12-A Registration No. TR/31324.

Sumannagar, Sion Trombay Road, Chembur, Mumbai - 400071 **Tel. : 022-3378 3378**

Email: info@suranasethiahospital.in Web : www.suranasethiahospital.com



NABH PRE ACCREDITATION
ENTRY LEVEL HOSPITAL
PEH-2018-0537



**SURANA SETHIA HOSPITAL
AND RESEARCH CENTRE
CHARITABLE**

Chembur | Malad | Bhiwandi | Navi Mumbai

Patient Name : MRS. MUDIGONDA ARCHANA R	IP / OP No : 1135804
Ordered Loc : Hospital clinic	Gender : Female Age : 41 Y 7 M 5 D
Referred By : Dr. Bank Of Baroda	Vch No : 1392092
Class : OPD	Received Dt : 14-Oct-2023 12:34
Current Loc :	Reported On : 14-Oct-2023 15:38
Accession No : 23018462	Sample No : 23046132

LIPID PROFILE

<u>TEST DESCRIPTION</u>	<u>OBSERVED VALUE</u>	<u>REFERENCE RANGE</u>	<u>UNITS</u>
Total Cholesterol	179	150 - 250	mg%
Triglycerides	110	35 - 160	mg%
HDL Cholesterol	40	30 - 70	mg%
VLDL Cholesterol	22.00	7.00 - 35.00	mg%
LDL Cholesterol	117.00	108.00 - 145.00	mg%
LDL/HDL Ratio	2.93	1.10 - 3.90	
TC/HDL CHOL Ratio	4.48	3.50 - 5.00	

** END OF REPORT **

Checked By

Provisional

Authorized By Technician

Printed By : SSSL on 14/10/2023 03:39:03PM

Dr. Pragati Pote
MB, DPB,
(Path & Bact)

A Social Venture of
SURANA CHARITABLE TRUST

Regd. No. E 15635 With Charity Commissioner Mumbai

Income Exemption No. DIT (E) / MC / 80G / 524 / 2009 - 10. 12-A Registration No. TR/31324.

Sumannagar, Sion Trombay Road, Chembur, Mumbai - 400071 **Tel. : 022-3378 3378**

Email: info@suranasethiahospital.in Web. : www.suranasethiahospital.com



NABH PRE ACCREDITATION
ENTRY LEVEL HOSPITAL
PEH-2018-0537



**SURANA SETHIA HOSPITAL
AND RESEARCH CENTRE
CHARITABLE**

Chembur | Malad | Bhiwandi | Navi Mumbai

Patient Name : MRS. MUDIGONDA ARCHANA R	IP / OP No : 1135804
Ordered Loc : Hospital clinic	Gender : Female Age : 41Y 7 M 5 D
Referred By : Dr.Bank Of Baroda	Vch No : 1392092
Class : OPD	Received Dt : 14-Oct-2023 12:34
Current Loc :	Reported On : 14-Oct-2023 15:38
Accession No : 23018462	Sample No : 23046132

BLOOD SUGAR F/PP

<u>TEST DESCRIPTION</u>	<u>OBSERVED VALUE</u>	<u>REFERENCE RANGE</u>	<u>UNITS</u>
Blood Sugar Fasting (FBS)	112	70 - 110	mg%

** END OF REPORT **

Checked By
Provisional

Authorized By Technician

Printed By : SSSL on 14/10/2023 03:39:00PM

P.Pote
Dr. Pragati Pote
MB, DPB,
(Path & Bact)

A Social Venture of
SURANA CHARITABLE TRUST
Regd. No. E 15635 With Charity Commissioner Mumbai
Income Exemption No. DIT (E) / MC / 80G / 524 / 2009 - 10. 12-A Registration No. TR/31324.
Sumannagar, Sion Trombay Road, Chembur, Mumbai - 400071 **Tel. : 022-3378 3378**
Email: info@suranasethiahospital.in Web : www.suranasethiahospital.com



NABH PRE ACCREDITATION
ENTRY LEVEL HOSPITAL
PEH-2018-0537



**SURANA SETHIA HOSPITAL
AND RESEARCH CENTRE
CHARITABLE**

Chembur | Malad | Bhiwandi | Navi Mumbai

Patient Name : MRS. MUDIGONDA ARCHANA R	IP / OP No : 1135804
Ordered Loc : Hospital clinic	Gender : Female Age : 41 Y 7 M 5 D
Referred By : Dr. Bank Of Baroda	Vch No : 1392092
Class : OPD	Received Dt : 14-Oct-2023 12:34
Current Loc :	Reported On : 14-Oct-2023 15:39
Accession No : 23018462	Sample No : 23046131

BLOOD SUGAR F/PP

<u>TEST DESCRIPTION</u>	<u>OBSERVED VALUE</u>	<u>REFERENCE RANGE</u>	<u>UNITS</u>
Blood Sugar Post Prandial (PPBS)	130	70 - 140	mg/dl

** END OF REPORT **

Checked By
Provisional

Authorized By Technician

Printed By : SSSL on 14/10/2023 03:39:15PM

Ppote
Dr. Pragati Pote
MB, DPB,
(Path & Bact)

A Social Venture of
SURANA CHARITABLE TRUST

Regd. No. E 15635 With Charity Commissioner Mumbai
Income Exemption No. DIT (E) / MC / 80G / 524 / 2009 - 10. 12-A Registration No. TR/31324.
Sumannagar, Sion Trombay Road, Chembur, Mumbai - 400071 **Tel. : 022-3378 3378**
Email: info@suranasethiahospital.in Web. : www.suranasethiashospital.com



NABH PRE ACCREDITATION
ENTRY LEVEL HOSPITAL
PEH-2018-0537



**SURANA SETHIA HOSPITAL
AND RESEARCH CENTRE
CHARITABLE**

Chembur | Malad | Bhiwandi | Navi Mumbai

NAME : ARCHANA MUDIGONDA (41Y/F)
REF. BY : MEDIWHEEL
TEST ASKED : T3-T4-USTSH

SAMPLE COLLECTED AT :
(4000711424), SURANA SETHIA HOSPITAL, SION - TROMBAY
ROAD, SUMAN NAGAR, CHEMBUR, MUMBAI, MAHARASHTRA
400071, 400071

TEST NAME	TECHNOLOGY	VALUE	UNITS	Bio. Ref. Interval.
TOTAL TRIIODOTHYRONINE (T3)	C.M.I.A	108	ng/dL	58-159
TOTAL THYROXINE (T4)	C.M.I.A	9.31	µg/dL	4.87-11.72
TSH - ULTRASENSITIVE	C.M.I.A	1.201	µIU/mL	0.35-4.94

The Biological Reference Ranges is specific to the age group. Kindly correlate clinically.

Method :

- T3 - Fully Automated Chemi Luminescent Microparticle Immunoassay
- T4 - Fully Automated Chemi Luminescent Microparticle Immunoassay
- USTSH - Fully Automated Chemi Luminescent Microparticle Immunoassay

Pregnancy reference ranges for TSH/USTSH :

Trimester	T3 (ng/dl)	T4 (µg/dl)	TSH/USTSH (µIU/ml)
1st	83.9-196.6	4.4-11.5	0.1-2.5
2nd	86.1-217.4	4.9-12.2	0.2-3.0
3rd	79.9-186	5.1-13.2	0.3-3.5

References :

- Carol Devilia, C I Parhon. First Trimester Pregnancy ranges for Serum TSH and Thyroid Tumor reclassified as Benign. Acta Endocrinol. 2016; 12(2) : 242 - 243
- Kulhari K, Negi R, Kalra DK et al. Establishing Trimester specific Reference ranges for thyroid hormones in Indian women with normal pregnancy : New light through old window. Indian Journal of Contemporary medical research. 2019; 6(4)

Disclaimer :

Results should always be interpreted using the reference range provided by the laboratory that performed the test. Different laboratories do tests using different technologies, methods and using different reagents which may cause difference in reference ranges and hence it is recommended to interpret result with assay specific reference ranges provided in the reports. To diagnose and monitor therapy doses, it is recommended to get tested every time at the same Laboratory.

Sample Collected on (SCT) : 14 Oct 2023 10:25
Sample Received on (SRT) : 14 Oct 2023 12:51
Report Released on (RRT) : 14 Oct 2023 15:07

Sample Type : SERUM
Labcode : 1410072949/AJ392
Barcode : BF407898

Regd. No. E 15635 with Charity Commissioner Mumbai
Income Exemption No. DT (E) / MC / 80G / 524 / 2009 - 10. 12-A Registration No. TR/31324.
Sumannagar, Sion Trombay Road, Chembur, Mumbai - 400071 **Tel. : 022-3378 3378**
Email: info@suranasethiahospital.in Web : www.suranasethiahospital.com

Dr Shruti MD (Path)

Dr Sumanta Basak, DPB
Page : 1 of 2



NABH PRE ACCREDITATION
ENTRY LEVEL HOSPITAL
PEH-2018-0537



**SURANA SETHIA HOSPITAL
AND RESEARCH CENTRE
CHARITABLE**

Chembur | Malad | Bhiwandi | Navi Mumbai

NAME : ARCHANA MUDIGONDA (41Y/F)
REF. BY : MEDIWHEEL
TEST ASKED : HbA1c

SAMPLE COLLECTED AT :
(4000711424), SURANA SETHIA HOSPITAL, SION -
TROMBAY ROAD, SUMAN NAGAR, CHEMBUR,
MUMBAI, MAHARASHTRA 400071, 400071

TEST NAME	TECHNOLOGY	VALUE	UNITS
HbA1c - (HPLC)	H.P.L.C	6.2	%

Bio. Ref. Interval. :

Bio. Ref. Interval.: As per ADA Guidelines

Below 5.7% : Normal
5.7% - 6.4% : Prediabetic
>=6.5% : Diabetic

Guidance For Known Diabetics

Below 6.5% : Good Control
6.5% - 7% : Fair Control
7.0% - 8% : Unsatisfactory Control
>8% : Poor Control

Method : Fully Automated H.P.L.C method

AVERAGE BLOOD GLUCOSE (ABG)	CALCULATED	131	mg/dL
-----------------------------	------------	-----	-------

Bio. Ref. Interval. :

90 - 120 mg/dl : Good Control
121 - 150 mg/dl : Fair Control
151 - 180 mg/dl : Unsatisfactory Control
> 180 mg/dl : Poor Control

Method : Derived from HBA1c values

Please correlate with clinical conditions.

-- End of report --

Sample Collected on (SCT) : 14 Oct 2023 10:25
Sample Received on (SRT) : 14 Oct 2023 12:52
Report Released on (RRT) : 14 Oct 2023 13:30

A Social Venture of
SURANA CHARITABLE TRUST

Regd. No. E 15635 With Charity Commission Mumbai
Incorporation No. DIT/11/C/1984/524/1983 - 10. 12-A Registration No. TR/31324.
Sumannagar, Sion Trombay Road, Chembur, Mumbai - 400071 **Tel. : 022-3378 3378**
Email: info@suranasethiahospital.in Web : www.suranasethiahospital.com

Dr Shruti MD (Path)

Dr Sumanta Basak, DPB



NABH PRE ACCREDITATION
ENTRY LEVEL HOSPITAL
PEH-2018-0537



**SURANA SETHIA HOSPITAL
AND RESEARCH CENTRE
CHARITABLE**

Chembur | Malad | Bhiwandi | Navi Mumbai

NAME	: MRS. ARCHANA MUDIGONDA	SEX	: FEMALE
AGE	: 41 YRS	ID NO.	: 1135804
REF BY	: C/O. BANK OF BARODA	DATE	: 14/10/2023

ULTRASONOGRAPHY OF ABDOMEN AND PELVIS

LIVER

Liver is normal in size, shape and shows diffuse increased echogenicity. No focal lesion is seen. Intra hepatic biliary radicles and portal radicles are normal.

PORTAL VEIN AND C.B.D

Portal vein and C.B.D are normal in course and caliber.

GALL BLADDER

Gall bladder is physiologically distended. Wall thickness is normal. No evidence of calculus or sludge or pericholecystic collection is seen.

SPLEEN

Spleen appears normal size, shape, contour and echogenicity. No abnormal parenchymal mass / lesion. Splenic vein is normal.

PANCREAS

Pancreas is normal in size, shape and position. It shows normal echogenicity. No focal mass lesion or calcification is seen. Pancreatic duct is not dilated.

KIDNEYS

Both kidneys are normal in size, shape, position and contour. Parenchymal echogenicity is normal. Cortico-medullary difference is well maintained. No abnormal mass lesion is seen. No evidence of calculus and hydronephrosis in both kidneys.

Right kidney measures 10.0 x 4.7 cm.

Left kidney measures 10.3 x 5.2 cm.

Contd 2/..

A Social Venture of

SURANA CHARITABLE TRUST

Regd. No. E 15635 With Charity Commissioner Mumbai

Income Exemption No. DIT (E) / MC / 80G / 524 / 2009 - 10. 12-A Registration No. TR/31324.

Sumannagar, Sion Trombay Road, Chembur, Mumbai - 400071 **Tel. : 022-3378 3378**

Email: info@suranasethiahospital.in Web. : www.suranasethiahospital.com



NABH PRE ACCREDITATION
ENTRY LEVEL HOSPITAL
PEH-2018-0537



**SURANA SETHIA HOSPITAL
AND RESEARCH CENTRE
CHARITABLE**

Chembur | Malad | Bhiwandi | Navi Mumbai

NAME	: MRS. ARCHANA MUDIGONDA	SEX	: FEMALE
AGE	: 41 YRS	ID NO.	: 1135804
REF BY	: C/O. BANK OF BARODA	DATE	: 14/10/2023

ULTRASONOGRAPHY OF ABDOMEN AND PELVIS

LIVER

Liver is normal in size, shape and shows diffuse increased echogenicity. No focal lesion is seen. Intra hepatic biliary radicles and portal radicles are normal.

PORTAL VEIN AND C.B.D

Portal vein and C.B.D are normal in course and caliber.

GALL BLADDER

Gall bladder is physiologically distended. Wall thickness is normal. No evidence of calculus or sludge or pericholecystic collection is seen.

SPLEEN

Spleen appears normal size, shape, contour and echogenicity. No abnormal parenchymal mass / lesion. Splenic vein is normal.

PANCREAS

Pancreas is normal in size, shape and position. It shows normal echogenicity. No focal mass lesion or calcification is seen. Pancreatic duct is not dilated.

KIDNEYS

Both kidneys are normal in size, shape, position and contour. Parenchymal echogenicity is normal. Cortico-medullary difference is well maintained. No abnormal mass lesion is seen. No evidence of calculus and hydronephrosis in both kidneys.

Right kidney measures 10.0 x 4.7 cm.

Left kidney measures 10.3 x 5.2 cm.

Contd 2/..

A Social Venture of

SURANA CHARITABLE TRUST

Regd. No. E 15635 With Charity Commissioner Mumbai

Income Exemption No. DIT (E) / MC / 80G / 524 / 2009 - 10. 12-A Registration No. TR/31324.

Sumannagar, Sion Trombay Road, Chembur, Mumbai - 400071 **Tel. : 022-3378 3378**

Email: info@suranasethiahospital.in Web. : www.suranasethiahospital.com

NAME	: MRS. ARCHANA MUDIGONDA	SEX	: FEMALE
AGE	: 41 YRS	ID NO.	: 1135804
REF BY	: C/O. BANK OF BARODA	DATE	: 14/10/2023

:2:

AORTA AND RETROPERITONEUM

Visualized aorta and retroperitoneal vessels are normal in course and caliber.
No evidence of significant lymphadenopathy or free fluid.

URINARY BLADDER

Urinary bladder is well distended. It shows smooth wall and mucosal thickening is normal. No obvious mass lesion or calculus is seen.

UTERUS

Uterus is anteverted, normal in size. Myometrial echopattern is normal. No obvious focal mass lesion is seen.
Endometrium is central, 2.6 mm in thickness.

OVARIES

Bilateral ovaries are normal in size and echopattern. Few small follicles are seen.

Bilateral adnexae are clear.

No free fluid is seen in Pouch of Douglas.

IMPRESSION:

- **Grade I fatty liver.**
- **No other significant abnormality is detected.**



**DR. KETAN KALASKAR
M.D.**

**Consultant Radiologist
KKRG**

A Social Venture of

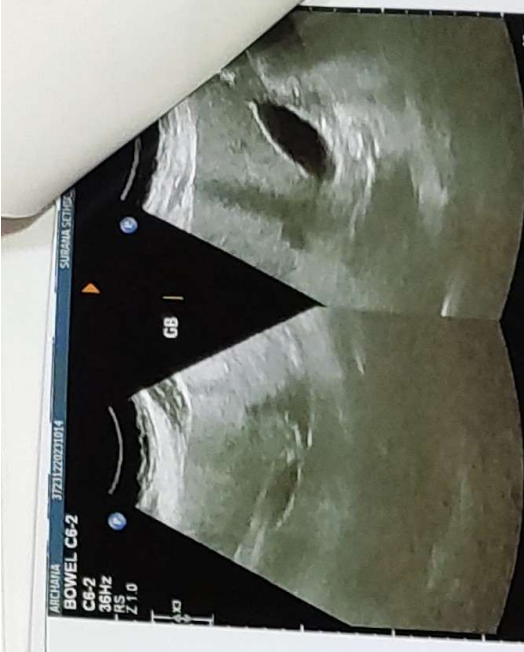
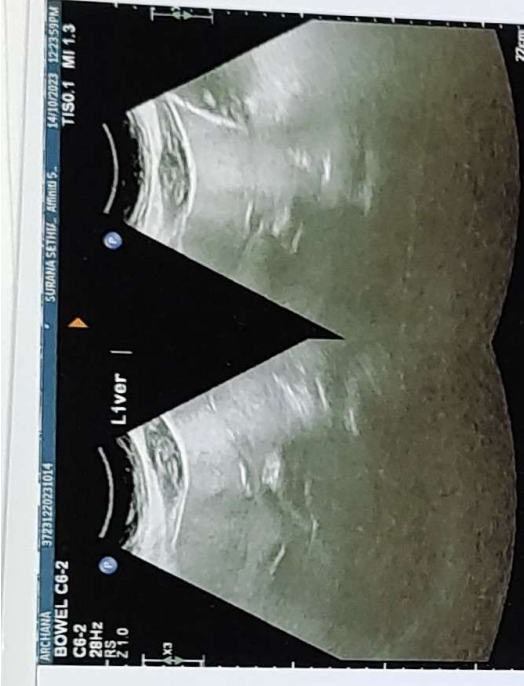
SURANA CHARITABLE TRUST

Regd. No. E 15635 With Charity Commissioner Mumbai

Income Exemption No. DIT (E) / MC / 80G / 524 / 2009 - 10. 12-A Registration No. TR/31324.

Sumannagar, Sion Trombay Road, Chembur, Mumbai - 400071 **Tel. : 022-3378 3378**

Email: info@suranasethiahospital.in Web. : www.suranasethiahospital.com



SURANA SETHIA HOSPITAL
SION TROMBAY ROAD
MUBAI

Station
Telephone:

EXERCISE STRESS TEST REPORT

Patient Name: Mudigonda, Archana
Patient ID: 02744
Height: 156 cm
Weight: 81 kg

DOB: 10.03.1982
Age: 41yrs
Gender: Male
Race: Indian

Study Date: 14.10.2023
Test Type: --
Protocol: BRUCE

Referring Physician: --
Attending Physician: DR.RUPESH NAYAK
Technician: Anita mokal

Medications:
--

Medical History:
--

Reason for Exercise Test:
--

Exercise Test Summary

Phase Name	Stage Name	Time in Stage	Speed (mph)	Grade (%)	HR (bpm)	BP (mmHg)	Comment
PRETEST	SUPINE	00:30	0.00	0.00	107	130/80	
	STANDING	00:08	0.00	0.00	103		
	HYPERV.	00:03	0.00	0.00	102		
	WARM-UP	00:42	0.60	0.00	107		
EXERCISE	STAGE 1	03:00	1.70	10.00	144	140/80	
	STAGE 2	03:00	2.50	12.00	166	150/80	
	STAGE 3	00:06	3.40	14.00	166		
RECOVERY		03:28	0.00	0.00	116	140/80	

The patient exercised according to the BRUCE for 6:05 min:s, achieving a work level of Max. METS: 7.10. The resting heart rate of 106 bpm rose to a maximal heart rate of 169 bpm. This value represents 94 % of the maximal, age-predicted heart rate. The resting blood pressure of 130/80 mmHg, rose to a maximum blood pressure of 150/80 mmHg. The exercise test was stopped due to Dyspnea.


Interpretation

Summary: Resting ECG: NSR.
Functional Capacity: normal.
BP Response to Exercise: normal resting BP - appropriate response.
HR Response to Exercise: appropriate.
Chest Pain: none.
Arrhythmias: none.
ST Changes: none.
Overall impression: Negative stress test.

Conclusions

--

Physician



Technician



CARDIO BEATS

Patient ID 02744
 14.10.2023
 1:09:52pm

Male 156 cm 81 kg
 41yrs Indian
 Meds:

Test Reason:
 Medical History:

Ref. MD: Ordering MD:
 Technician: Anita mokal Test Type:
 Comment:

BRUCE; Total Exercise Time 06:05
 Max HR: 169 bpm 94% of max predicted 179 bpm HR at rest: 106
 Max BP: 150/80 mmHg BP at rest: 130/80
 Maximum Workload: 7.10 METS
 Max ST: -1.05 mm, 0.00 mV/s in II; EXERCISE STAGE 2 05:50

Reasons for Termination: Dyspnea
Summary: Resting ECG: NSR. Functional Capacity: normal. BP Response to Exercise: normal resting BP - appropriate response. HR Response to Exercise: appropriate. Chest Pain: none. Arrhythmias: none. ST Changes: none. Overall impression: Negative stress test.

Phase Name	Stage Name	Time in Stage	Speed (mph)	Grade (%)	Workload (METs)	HR (bpm)	BP (mmHg)	RPP (mmHg*bpm)	VE (l/min)	ST Level (II mm)	Comment
PRETEST	SUPINE	00:30	0.00	0.00	1.0	107	130/80	13910	0	0.30	
	STANDING	00:08	0.00	0.00	1.0	103			0	0.30	
	HYPERV.	00:03	0.00	0.00	1.0	102			0	0.30	
	WARM-UP	00:42	0.60	0.00	1.1	107			0	0.35	
EXERCISE	STAGE 1	03:00	1.70	10.00	4.6	144	140/80	20160	0	-0.10	
	STAGE 2	03:00	2.50	12.00	7.0	166	150/80	24900	1	-0.15	
	STAGE 3	00:06	3.40	14.00	7.1	166			1	-0.30	
RECOVERY		03:28	0.00	0.00	1.0	116	140/80	16240	0	0.05	

Mudigonda, Archana

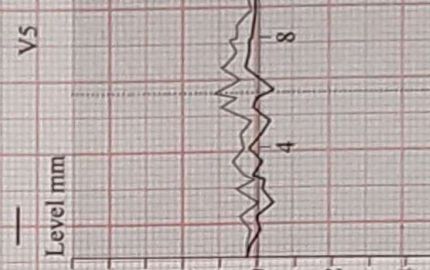
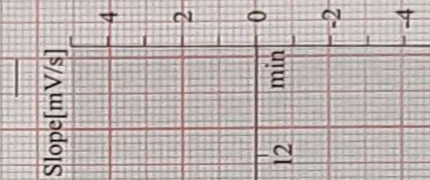
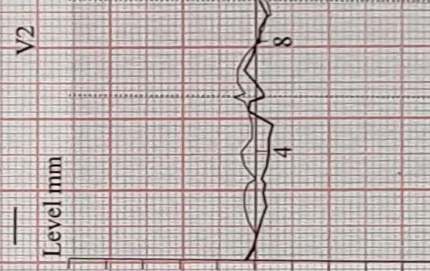
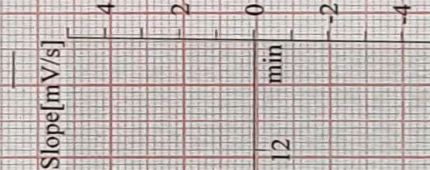
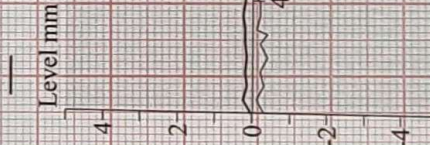
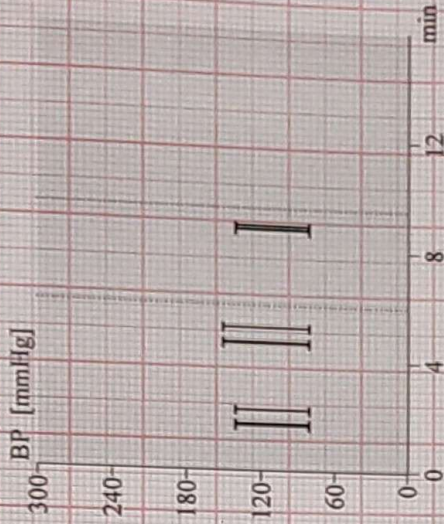
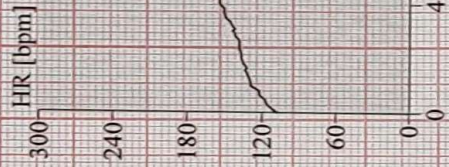
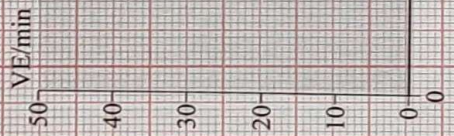
Patient ID 02744

14.10.2023

1:09:52pm

Trends: configurable

SURANA SETHIA HOSPITAL



GE CardioSoft V6.73 (2)

Unconfirmed

Attending MD: DR.RUPESH NAYAK

Page 2

CARDIO BEATS

Mudigonda, Archana

Patient ID 02744

14.10.2023

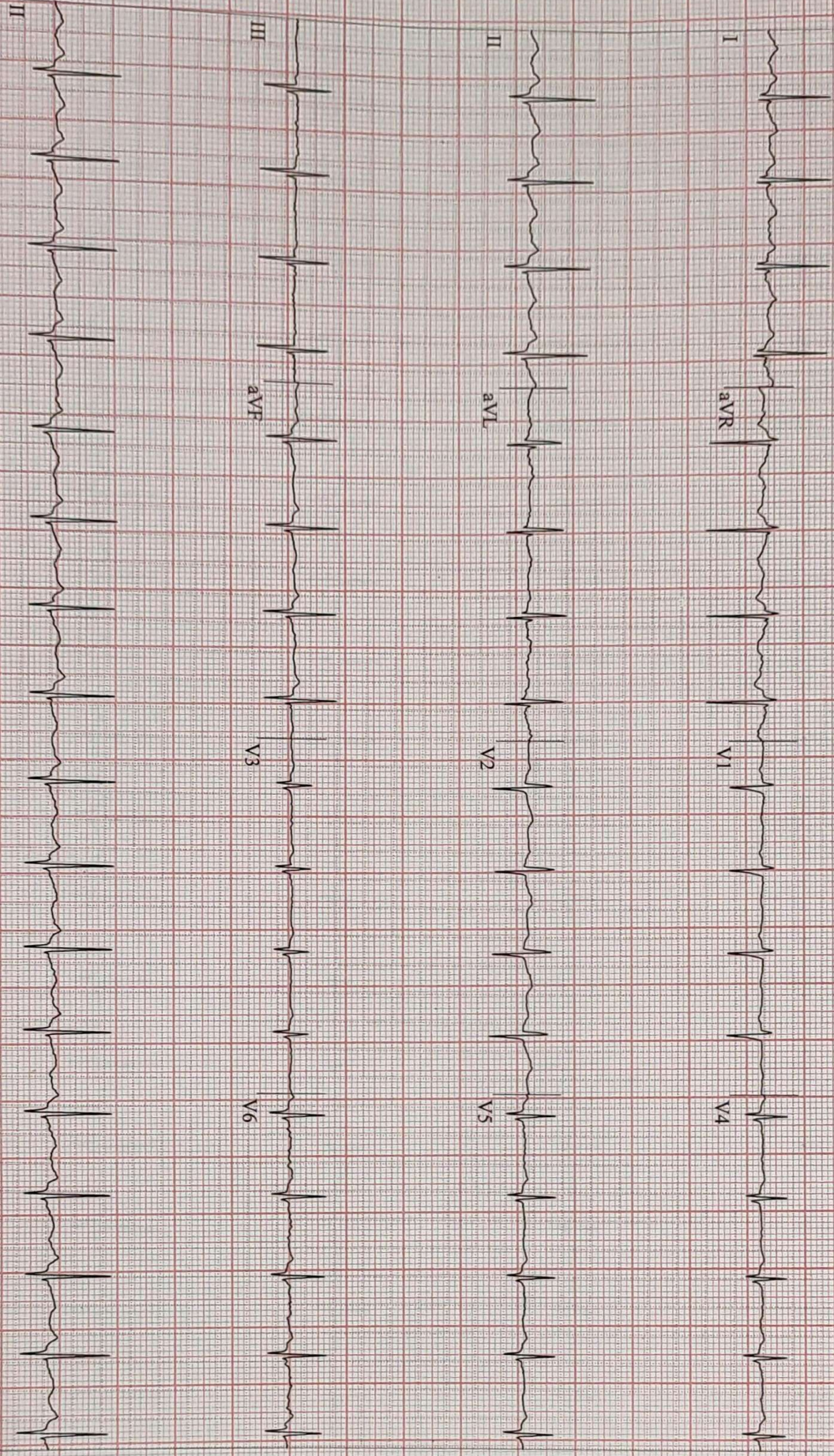
1:09:57pm

12-Lead Report

SURANA SETHIA HOSPITAL

103 bpm

CARDIO BEATS



GE CardioSoft V6.73 (2)
5 mm/s 10 mm/mV 50Hz 0.01Hz FRF+ HR(II, I)

Start of Test: 1:09:52pm

Page 1

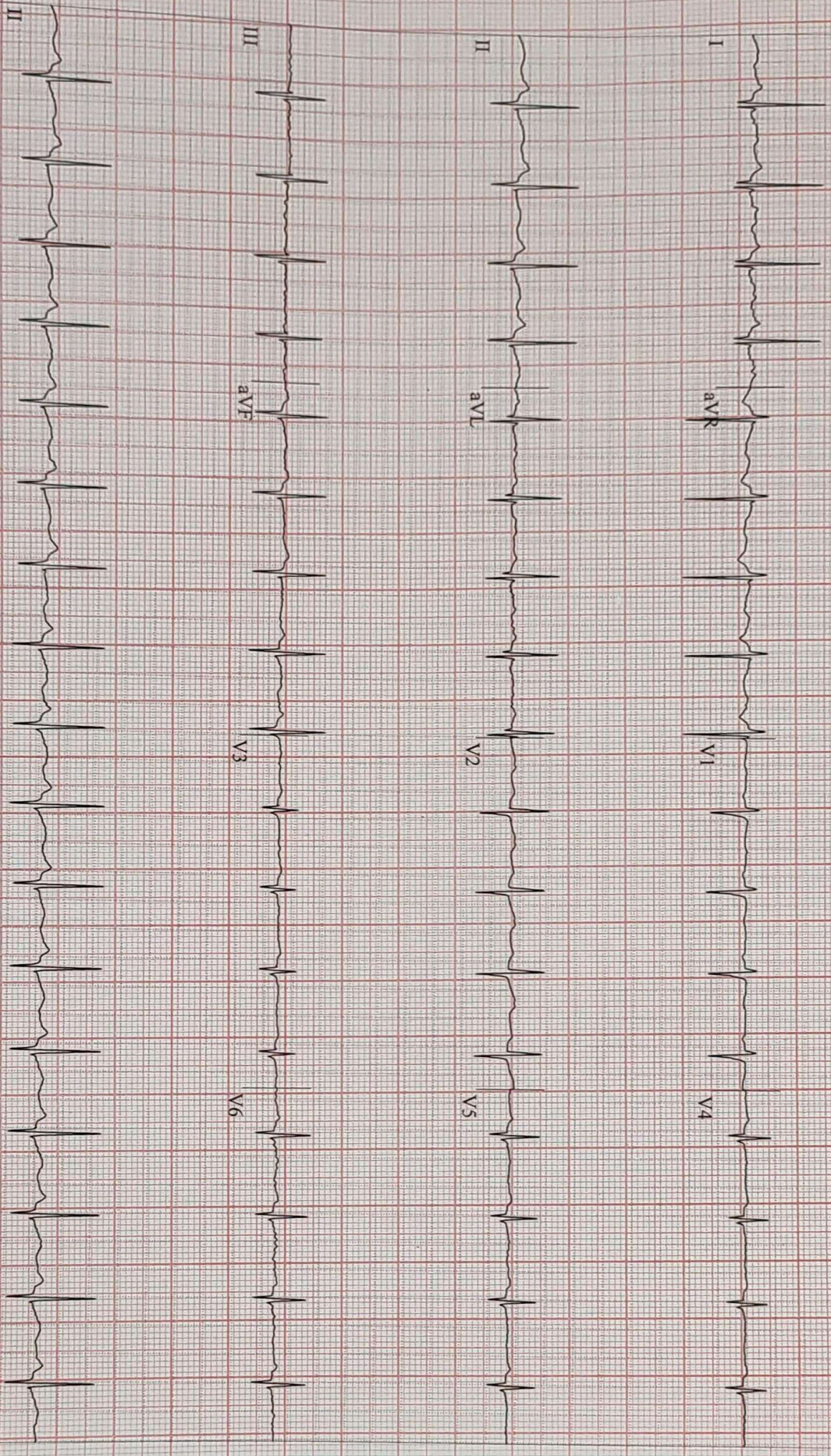
14.10.2023
1:10:27pm

106 bpm
130/80 mmHg

PRETEST
SUPINE
00:28

BRUCE
0.0 mph
0.0 %

CARDO BEATS



CardioSoft V6.73 (2)
Vs 10 mm/mV 50Hz 0.01Hz FRF+ HR(ILD)

Start of Test: 1:09:52pm

12-Lead Report

Mudigonda, Archana

Patient ID: 02744

14:10:2023

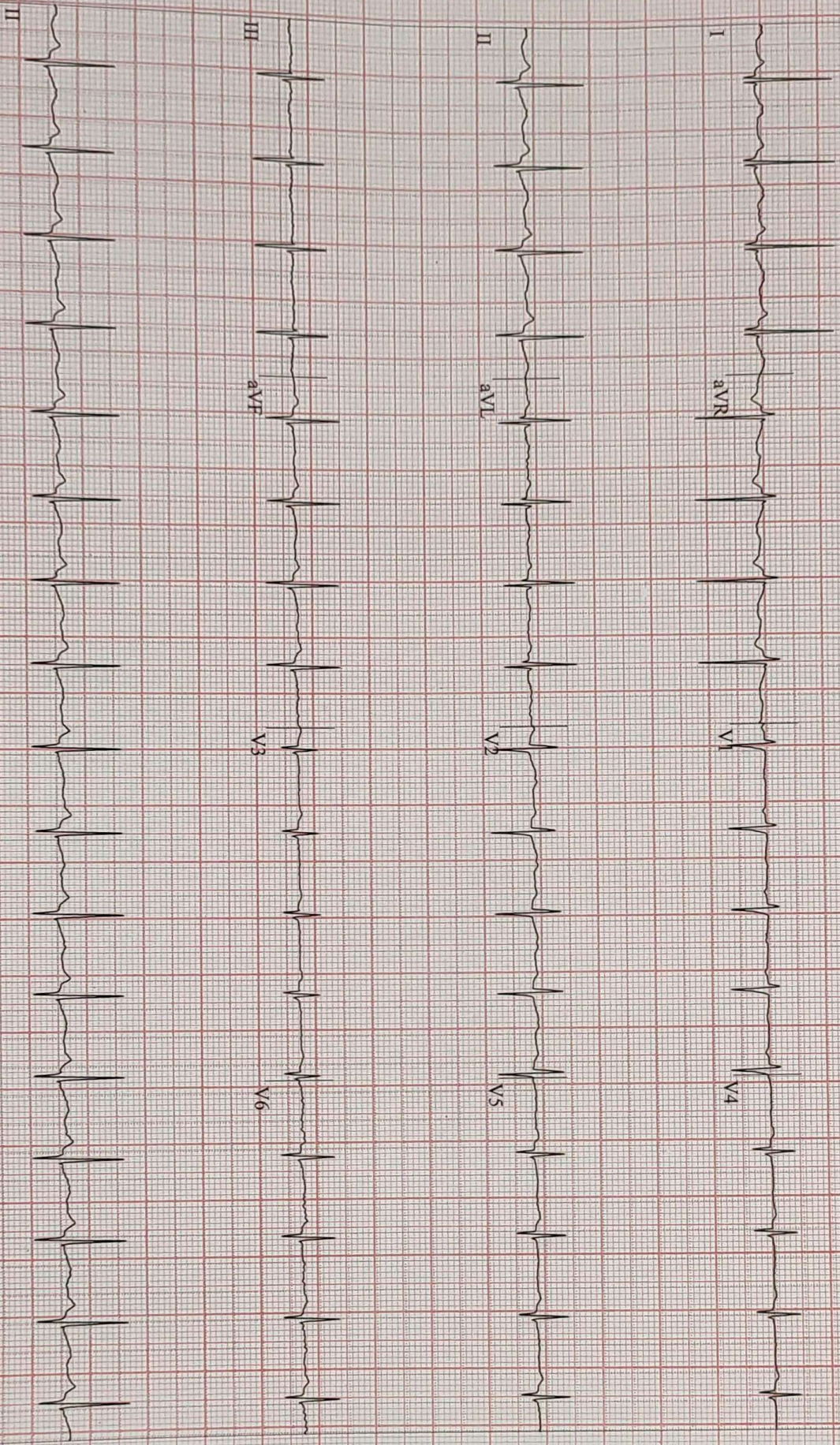
1:10:35pm

104 bpm
130/80 mmHg

PRETEST
STANDING
00:36

BRUCE
0.0 mph
0.0 %

CARDIO BEATS



CardioSoft V6.73 (2)
V/S 10 mm/mV 50Hz 0.01Hz FR+ HR(1,1)

Start of Test: 1:09:52pm

12-Lead Report

SURANA SETHIA HOSPITAL

Mudigonda, Archana

Patient ID 02744

14.10.2023

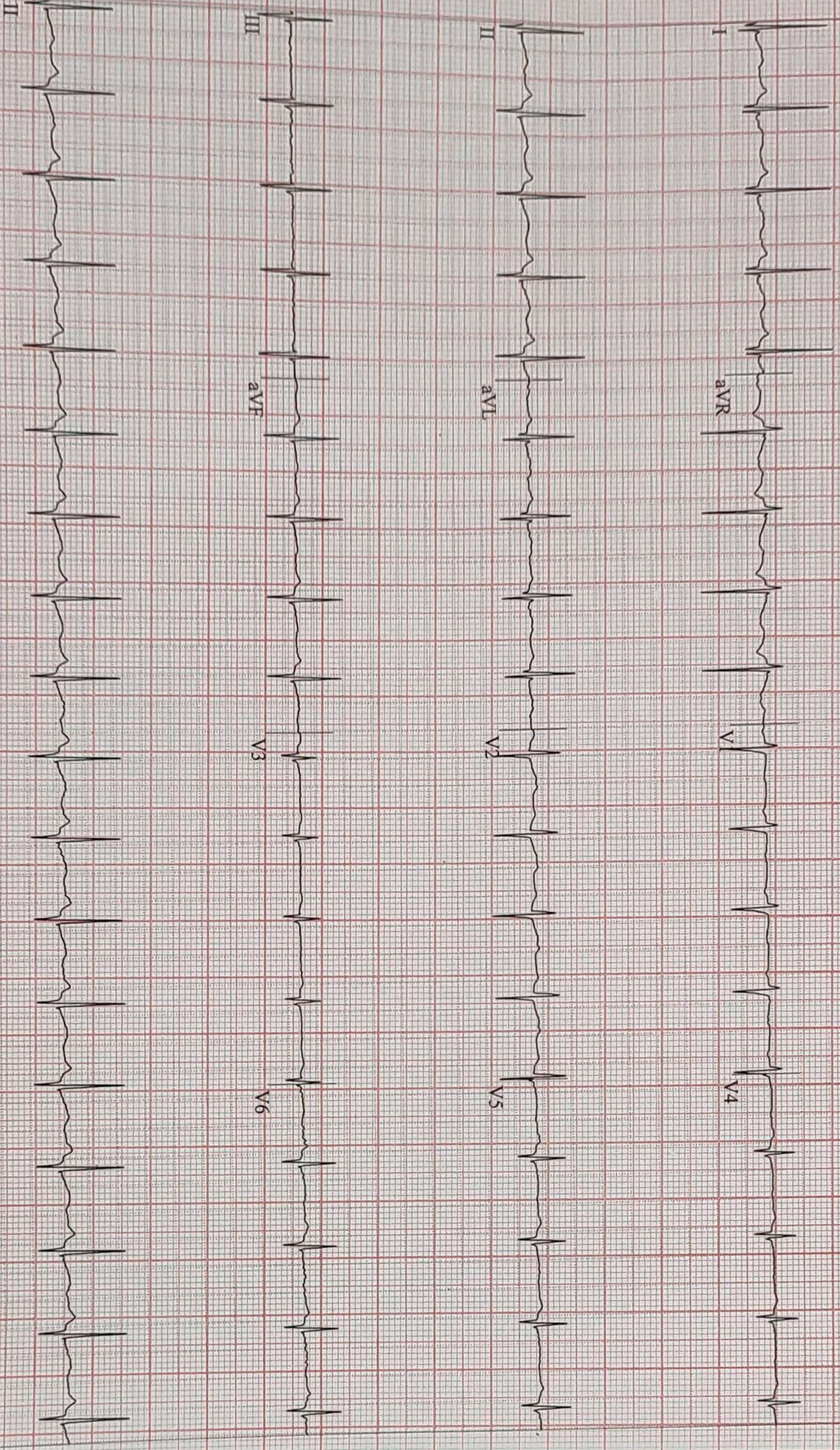
1:10:40pm

103 bpm
130/80 mmHg

PRETEST
WARM-UP
00:42

BRUCE
0.0 mph
0.0%

CARDIO BEATS

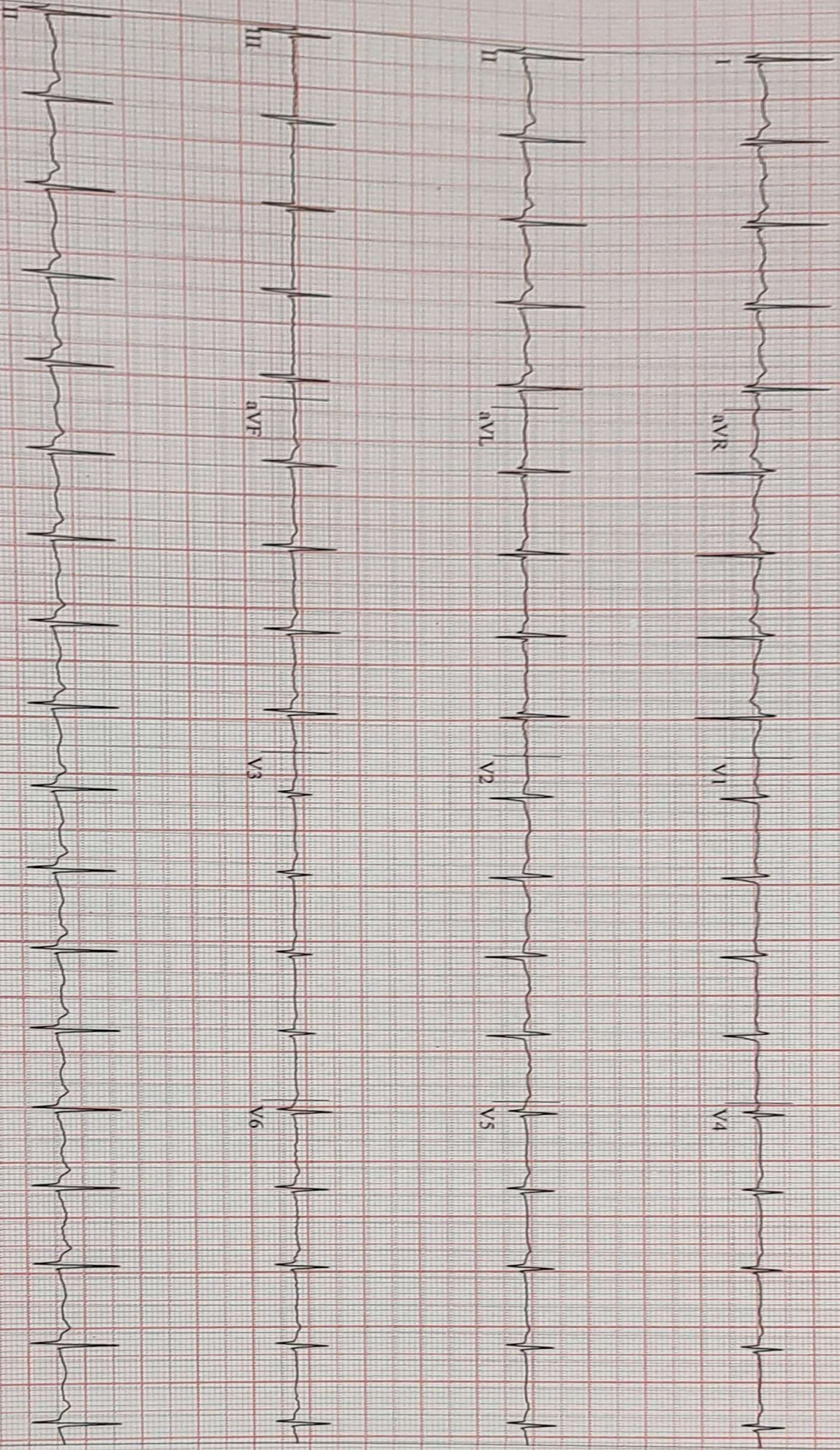


CardioSoft V6.73 (2)
s 10 mm/mV 50Hz 0.01Hz FRF+ HR(II,J)

Start of Test: 1:09:52pm

Page 4

CARDIO BEATS



CardioSoft V6.73 (2)
Vs 10 mm/mV 50Hz 0.01Hz FRT+ HR(II,J)

Start of Test: 1:09:52pm

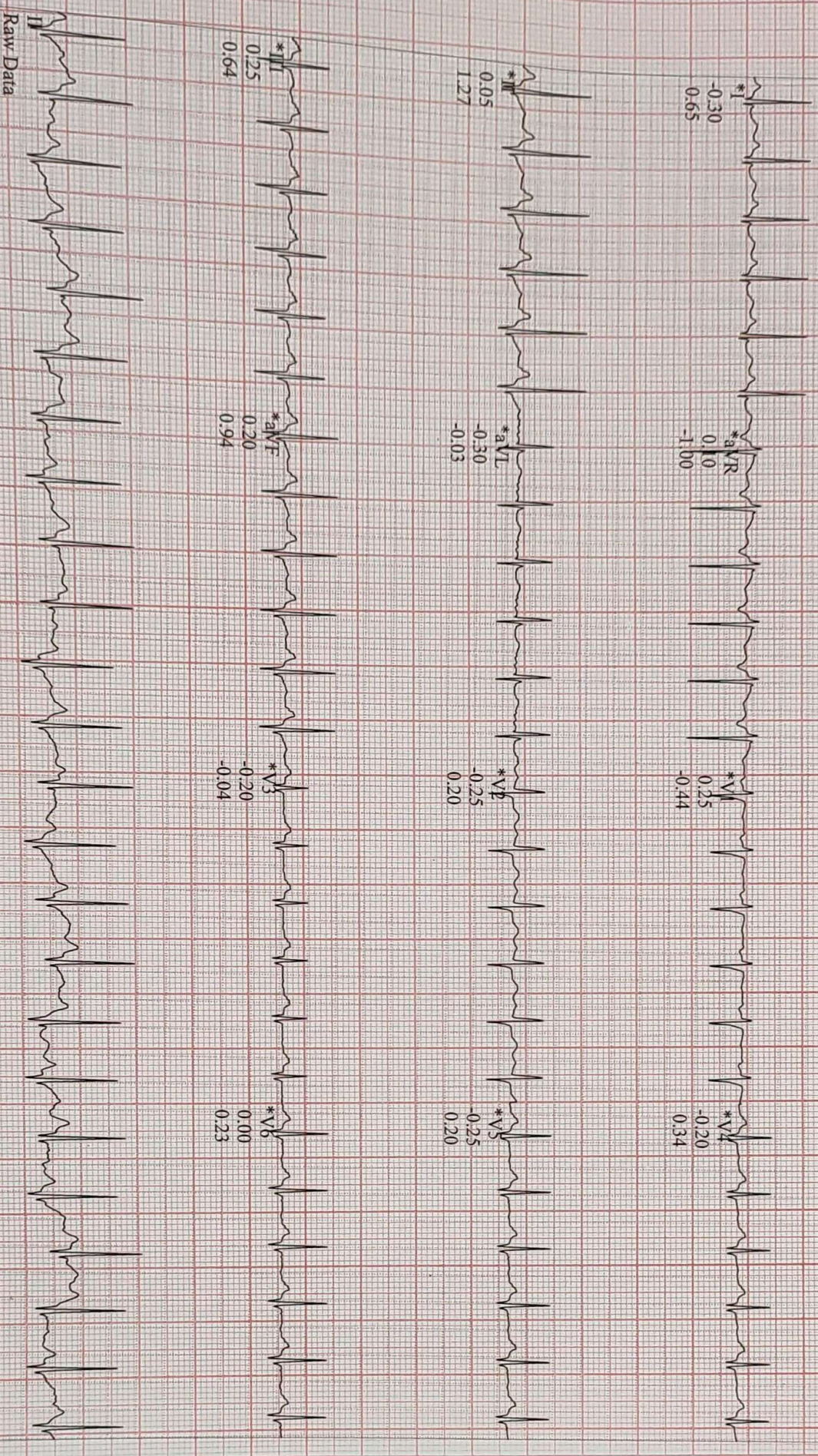
14:10:2023
1:14:07pm

142 bpm
140/80 mmHg

EXERCISE
STAGE 1
02:50

BRUCE
1.7 mph
10.0 %

Lead
ST Level (mm)
ST Slope (mV/s)



Raw Data

*Computer-Synthesized Rhythms

CARDIO BEATS

Mudigonda, Archana

Linked Medians

SURANA SETHIA HOSPITAL

Patient ID: 02744
14:10:2023
1:17:07pm

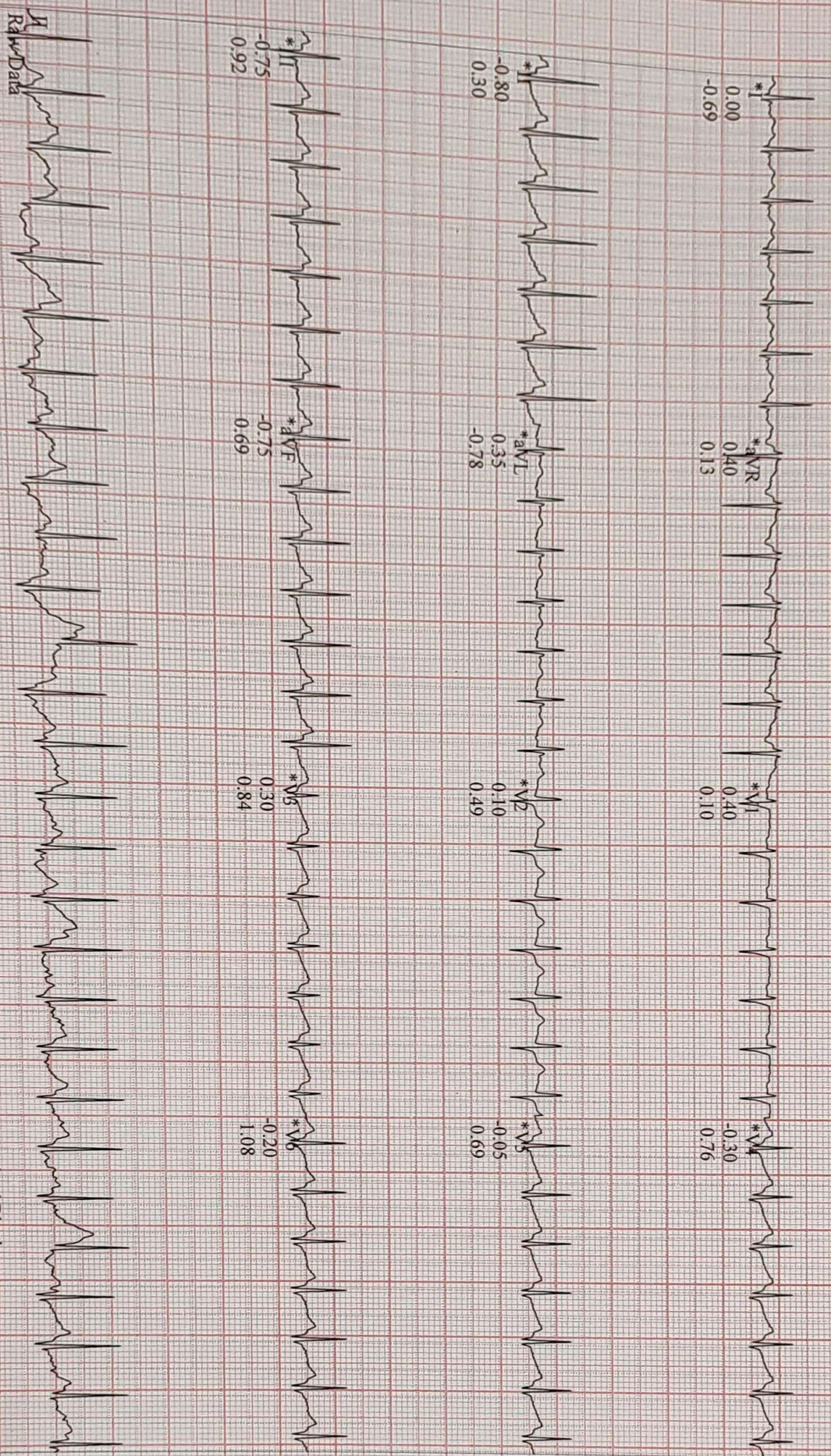
166 bpm
150/80 mmHg

EXERCISE STAGE 2
05:50

BRUGE
2.5 mph
12.0%

Lead
ST Level (mm)
ST Slope (mV/s)

CARDIO BEATS



*Computer Synthesized Rhythms

CardioSoft V6.73 (2)
10 mm/mV 50Hz 0.01Hz FRF+ HR(1.1)

Start of Test: 1:09:52pm

Mudigonda, Archana

Patient ID: 02744

14.10.2023

1:17:27pm

166 bpm

12-Lead Report (PEAK EXERCISE)

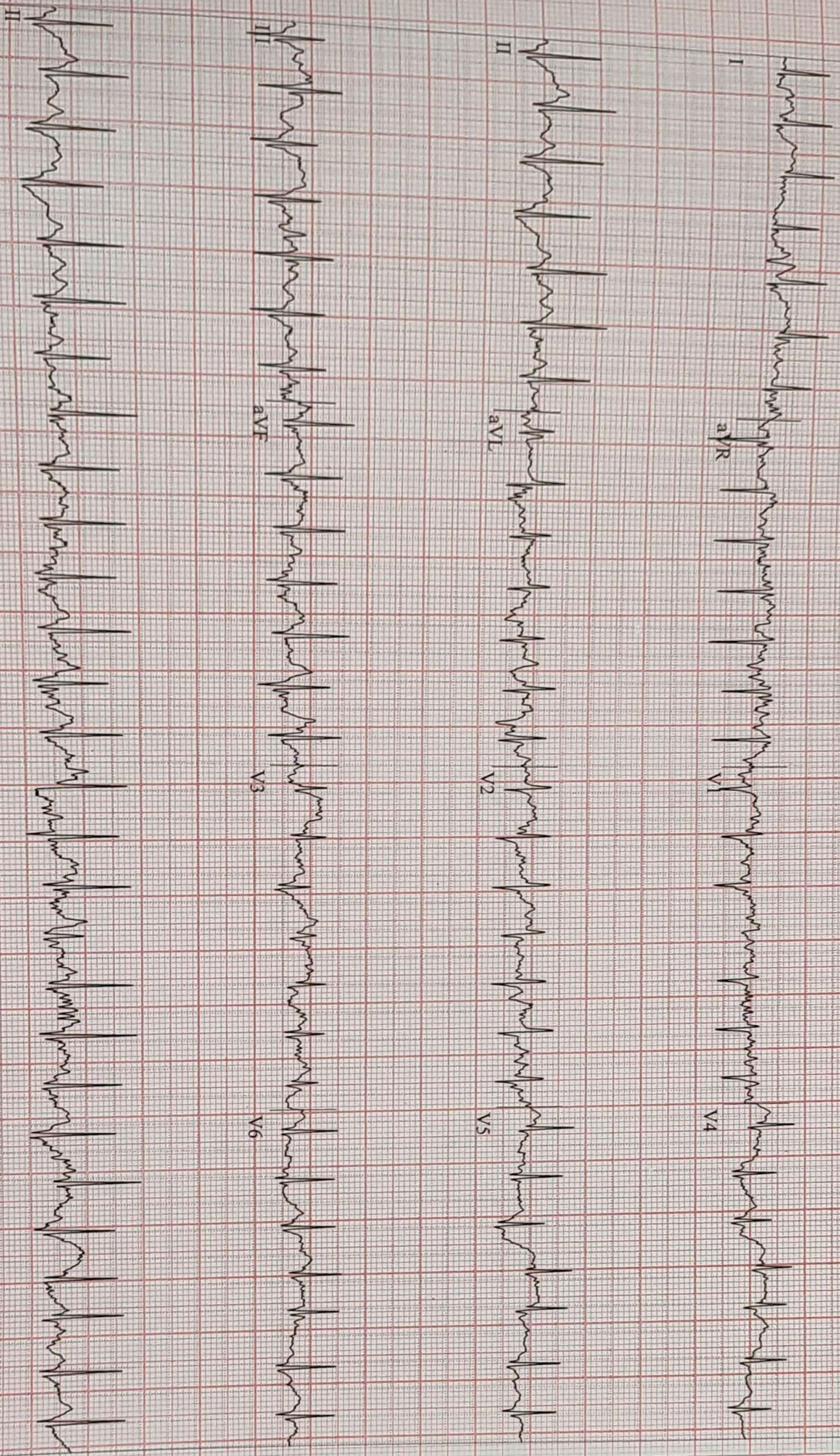
EXERCISE
STAGE 3

06:06

BRUCE
3.4 mph
14.0%

SURANA SETHIA HOSPITAL

CARDIO BEATS



CardioSoft V6.73 (2)
s 10mm/mV 50Hz 0.01Hz FRF+ HR(II, I)

Start of Test: 1:09:52pm

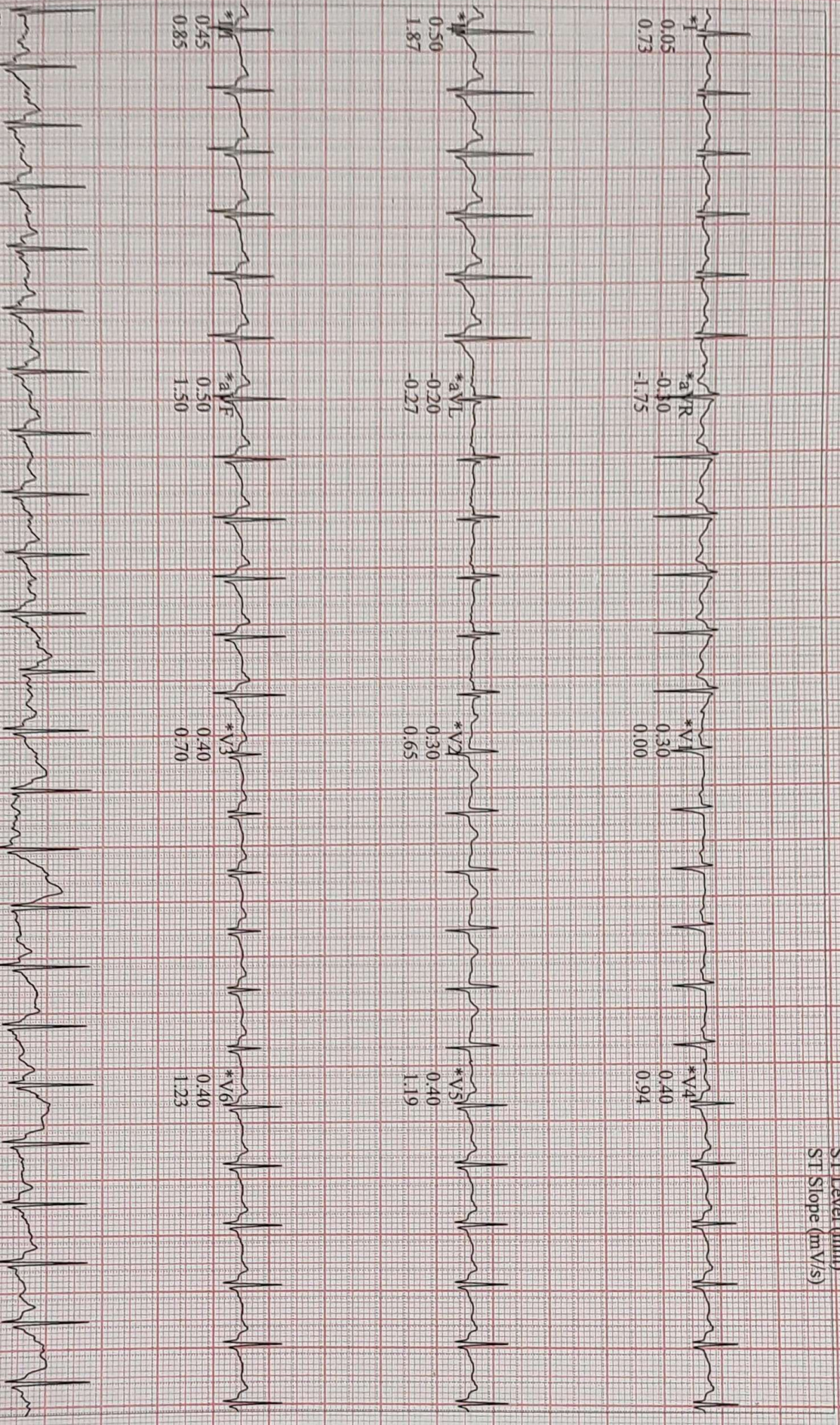
Page 8

142 bpm

RECOVERY #1 00:50

BRUCE 0.0 mph 0.0 %

Lead ST Level (mm) ST Slope (mV/s)



Raw Data

CardioSoft V6.73 (2) 10 mm/mV 50Hz 0.01Hz PRF+ HR(II)

Start of Test: 1:09:52pm

*Computer Synthesized Rhythms

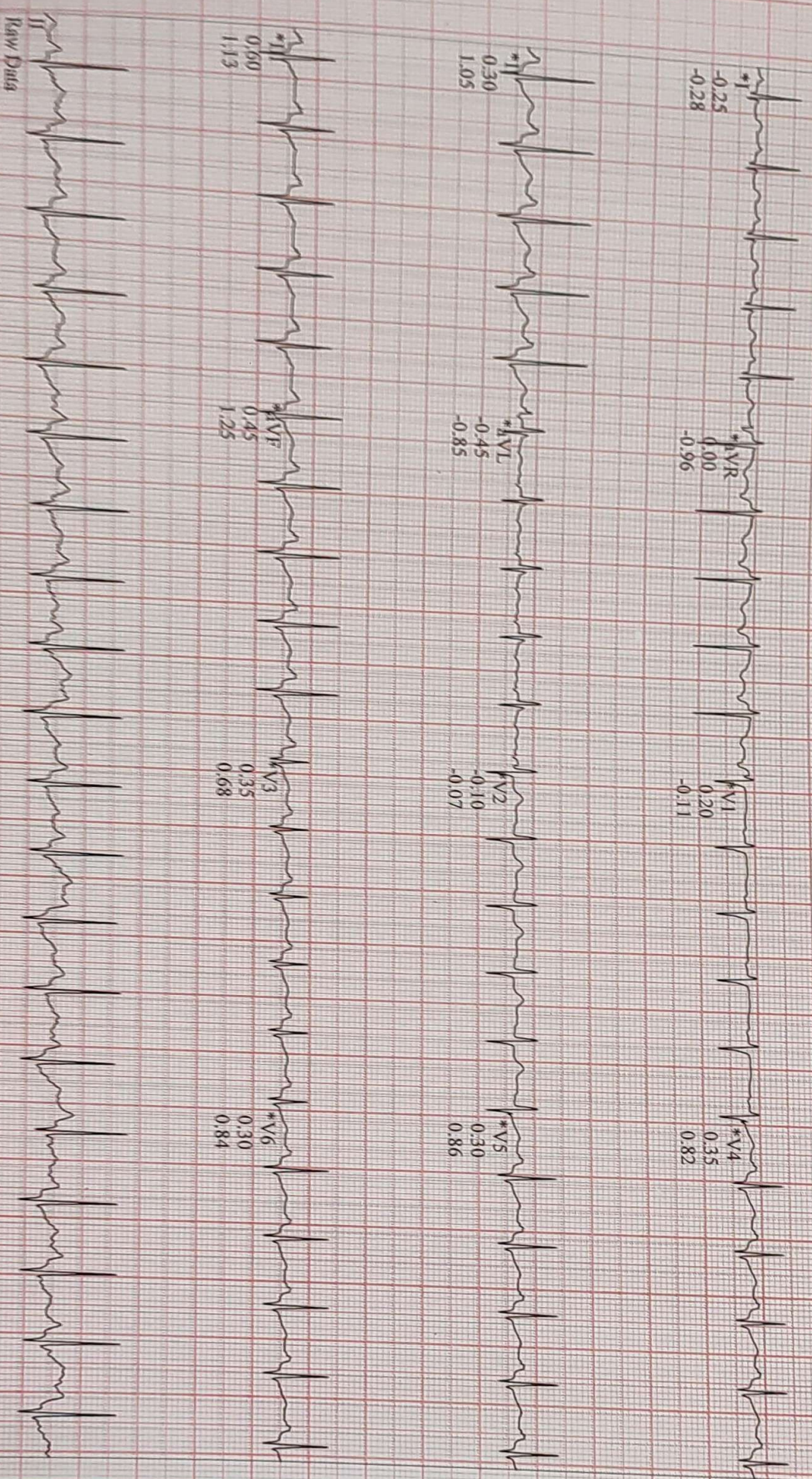
Patient ID 02744
14.10.2023
11:19:12pm

123 bpm

RECOVERY #1
01:50

BRIDGE
0.0 mph
0.0%

Lead
ST Level (mm)
ST Slope (mV/s)



Raw Data

*Computer Synthesized Rhythms

Velocity: 6.73 (2)
5.10 mm/m V 50Hz 0.01Hz PRF+ HR(0.1)

Start of Test: 1:09:52pm

Mudigonda, Archana

Patient ID 02744

14.10.2023

20:12pm

Linked Medians

120 bpm

140/80 mmHg

RECOVERY #1

02:50

BRIDGE

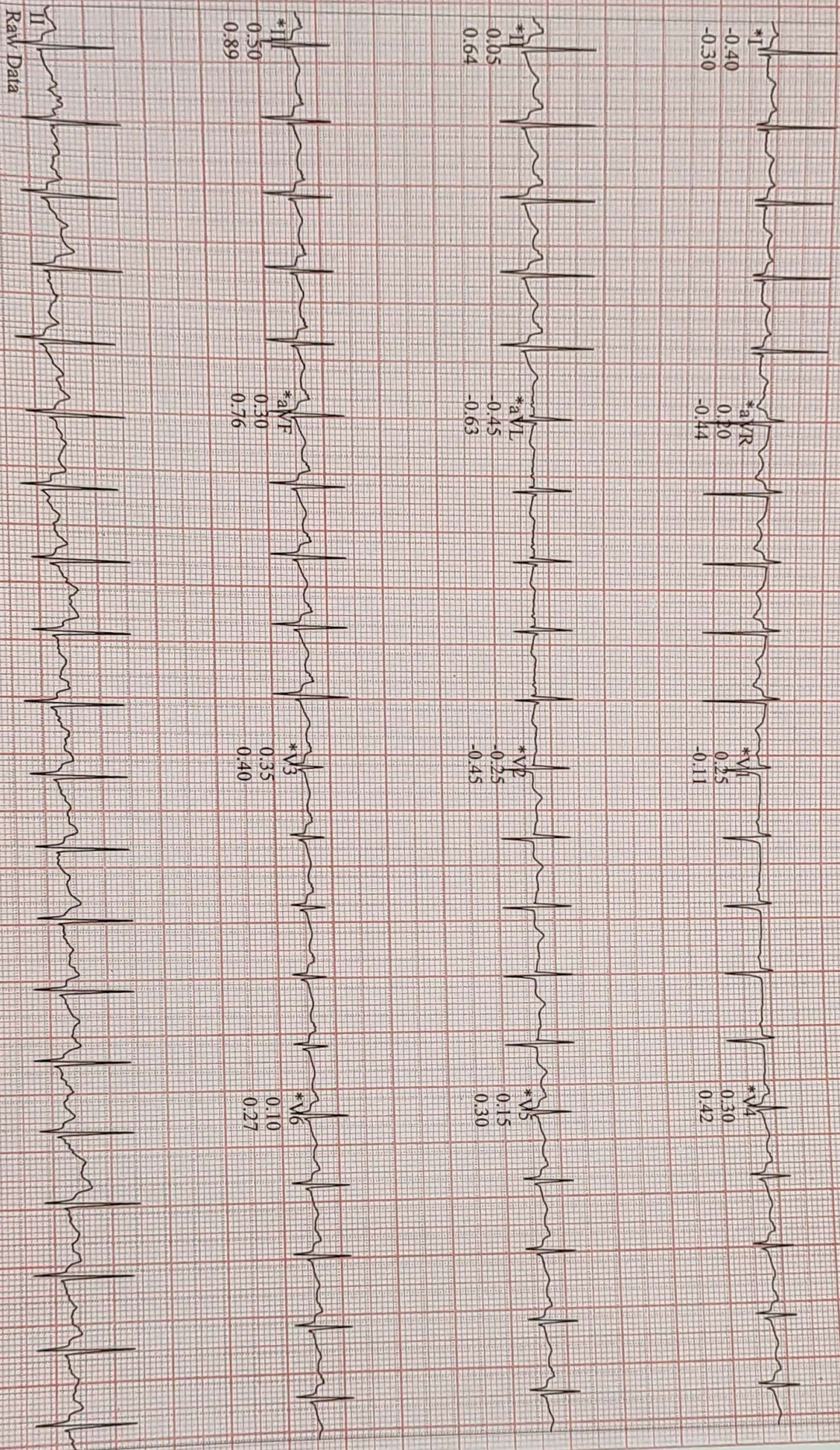
0.0 mph

0.0 %

SURANA SETHIA HOSPITAL

Lead
ST Level (mm)
ST Slope (mV/s)

CARDIO BEATS



Raw Data

*Computer Synthesized Rhythms

CardioSoft V6.73 (2)
m/s 10 mm/mV 50Hz 0.01Hz FRF+ HR(1.1)

Start of Test: 1:09:52pm

Page 11



NABH PRE ACCREDITATION
ENTRY LEVEL HOSPITAL
PEH-2018-0537



**SURANA SETHIA HOSPITAL
AND RESEARCH CENTRE
CHARITABLE**

Chembur | Malad | Bhiwandi | Navi Mumbai

NAME	: MRS. ARCHANA MUDIGONDA	SEX	: FEMALE
AGE	: 41 YRS	ID NO.	: 1135804
REF BY	: DR. MEDIWHEEL	DATE	: 14/10/2023

X-RAY CHEST PA VIEW

Protocol :

Computerised radiography of chest PA reveals:

Observation:

- Lung fields appear clear.
- Cardiac silhouette is within normal limits.
- Bilateral costophrenic angles are clear.
- Visualised bones are unremarkable.

Impression:

- No significant abnormality detected.

DR. KETAN KALASKAR
M.D.
Consultant Radiologist
KKRG

A Social Venture of

SURANA CHARITABLE TRUST

Regd. No. E 15635 With Charity Commissioner Mumbai

Income Exemption No. DIT (E) / MC / 80G / 524 / 2009 - 10. 12-A Registration No. TR/31324.

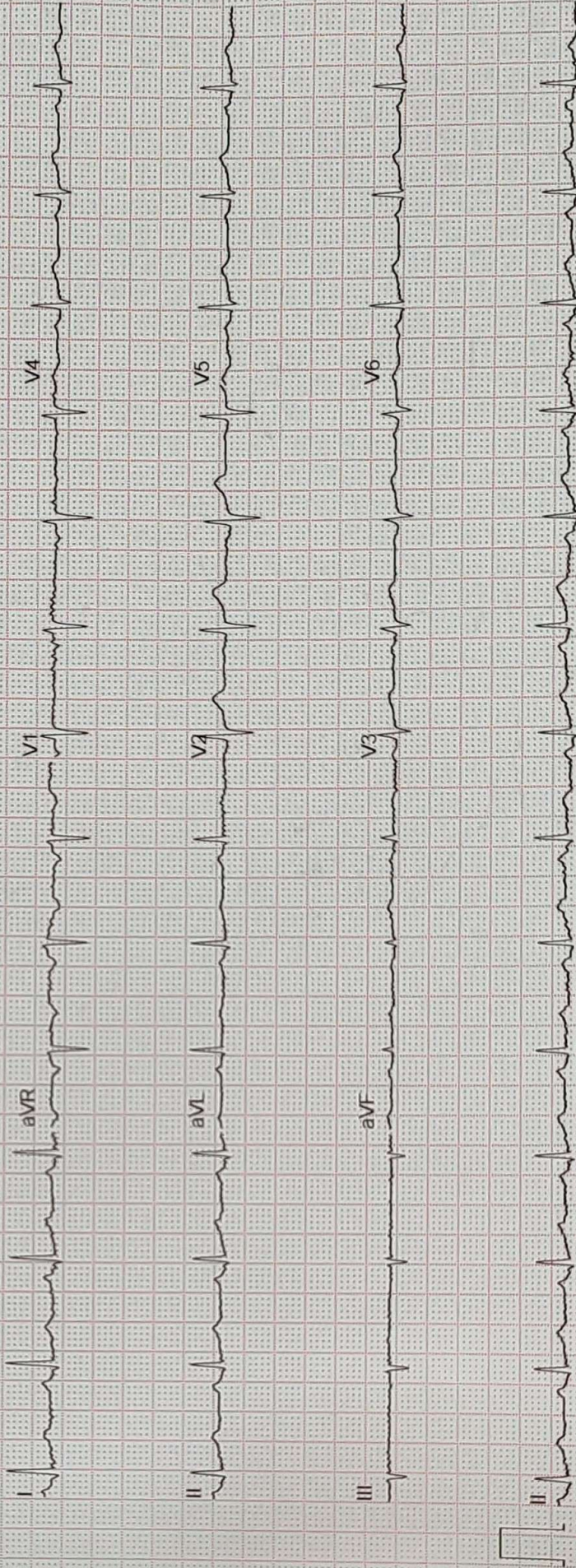
Sumannagar, Sion Trombay Road, Chembur, Mumbai - 400071 **Tel. : 022-3378 3378**

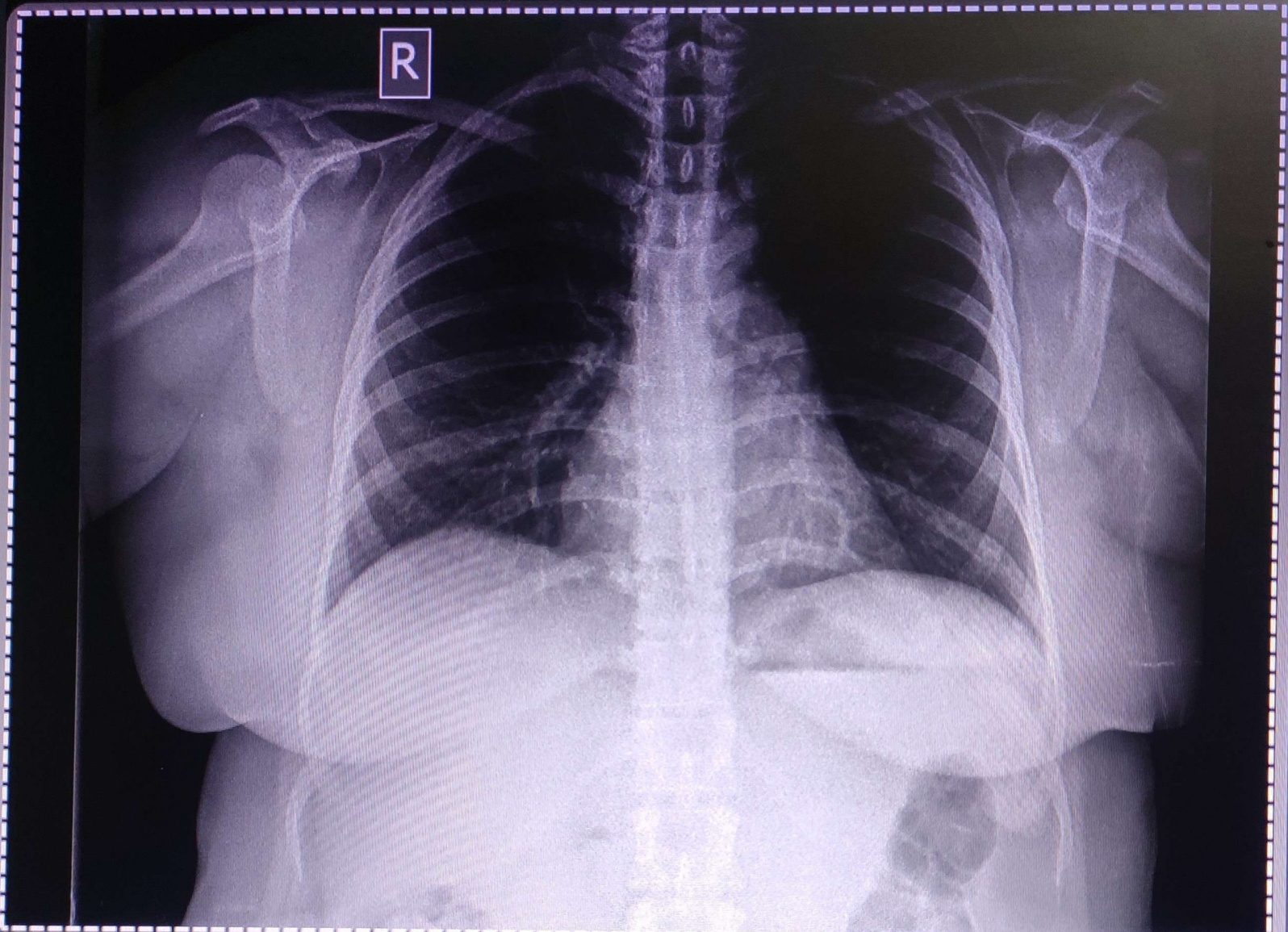
Email: info@suranasethiahospital.in Web: : www.suranasethiahospital.com

mrs- Archana Modigonda
Age- 41 y 2/F
BP- 130/70
P- 84/min

Normal sinus rhythm
Normal ECG

QRS	74 ms
QT / QTcBaz	380 / 449 ms
PR	148 ms
P	90 ms
RR / PP	714 / 714 ms
P / QRS / T	35 / 19 / 41 degrees





MRS. ARCHANA MUDIGONDA Female / 41 YRS 50.9 % Chest PA
Pat. ID. : OPD/1135804 Ref.Dr. C/O MEDIWHEEL 14/10/2023 11:18:53 AM
SURANA SETHIA HOSPITAL , CHEMBUR , MUMBAI - 71.