



REVIVAL DIAGNOSTICS

HEALTH CHECK-UP SUMMARY

Name : Sunny Sahay

Date: 25/02/23

Email ID :

Sex : M Age : 39 Years Contact No: 7049600665 Remarks :

Under-weight	-
Normal	-
Over-weight	<input checked="" type="checkbox"/>

i> BMI

Height (in Cm) : <u>175</u>	Weight (in Kg) : <u>81</u>	BMI: <u>27.1</u>	Over-weight	<input checked="" type="checkbox"/>
-----------------------------	----------------------------	------------------	-------------	-------------------------------------

ii> Blood Pressure & Pulse

140/90 mm/hg
74/min.

If high or low, whether the person is on medication : YES / NO

iii> Blood Tests & Lung Function Remarks

PS
CVS }
CNS

If abnormal, whether the person is on medication : YES / NO

iv> Eye Test Remarks

Eye Test : R/G/G L/A/G/G with spec.
Color Vision:

v> Heart Disease

Whether any specific heart ailment detected (ECG findings) :
normal

vi> Any other problems needing attention / Overall Assessment :

no

Dr. Chirag Patel
M.B.B.S. G-49432

Signature of the Doctor

Sunny Sahay



0261 2747788, 9825947712

4TH Floor, Aqua Corridor, Hazira Road, Adajan Pal, Surat-395009.



revivaldiagnostics.surat@gmail.com

www.revivaldiagnostics.com

Revival Diagnostic

401, Aqua Corridor,
B/s. Star Bazar, Hazira Road, Surat-395009
Mo. 91062-28601



NAME: Sunny Sahay SEX: M
BIRTHDATE: 06/06/1983 AGE: 39

DEPARTMENT OF OPHTHALMOLOGY

EYE TEST:

1. VISION:

RIGHT EYE - 6/6 } with specs.
LEFT EYE - 6/6 }

2. COLOR VISION:

RIGHT EYE - (P)
LEFT EYE - (P)

3. FUNDUS:

RIGHT EYE - (P)
LEFT EYE - (P)

REMARKS:

(P) Sunny Sahay.

Revival Diagnostic
401/Agr
Ophthalmologist/Optomestrist
Mo: 91062-28601



0261 2747788, 9825947712



4th Floor, Aqua Corridor, Hazira Road, Adajan Pal, Surat-395009.



revivaldiagnostics.surat@gmail.com



www.revivaldiagnostics.com



REVIVAL DIAGNOSTICS

Dental Assessment Form

NAME Sunny Sethar
AGE 39

DATE 25/02/2023
SEX M

* CHIEF COMPLAINT

- A CLINICAL FEATURES :- normal
- 1 CAVIES :- NO
2 MISSING TOOTH :- NO
3 MALOCCLUSION :- NO
4 FILLING :- (L) lower 1st molar
- B DIAGNOSIS :- normal
- C PERSONAL HISTORY :- Hygienic
- D PROVISIONAL D/G :- (2)
- E MEDICAL HISTORY :- Filling
- F FINAL D/G :- (2)
- G TREATMENT PLAN :- NO

CLINT SIGN

Sunny Sethar

Revival Diagnostic

DOCTOR SIGN
B/s. Star/Baz. 395009
Mo. 91062-28601



0261 2747788, 9825947712



4TH Floor, Aqua Corridor, Hazira Road, Adajan Pal, Surat-395009.



revivaldiagnostics.surat@gmail.com



www.revivaldiagnostics.com

This Medical Report Is Not Intended For Medico-legal Purposes.
Laboratory Test Results Are Subject To Technical Limitation And Should
Be Clinically Correlate For Final Diagnosis



REVIVAL DIAGNOSTICS

Name	SUNNY SAHAY	Age/Gender	39Yrs/Male
Reg No.	1749/23	Receipt No	6116
Referred By	BOB - MEDI WHEEL(PKG10000240)	Mode of Payment	CREDIT
Collection Type	CENTER	Collection DateTime	25-Feb-2023 09:58 AM

BLOOD GROUP - 250223122 Released at 25-Feb-2023 12:18 PM

Parameter	Result	Biological Ref.Range	Method
-Blood Group	"O"		
-Rh Factor	POSITIVE		

CBC - 250223120 Released at 25-Feb-2023 12:36 PM

Parameter	Result	Biological Ref.Range	Method
-Haemoglobin	13.8 gm/dL	(13.5 - 18 gm/dL)	Auto
-RBC Count	4.70 mill/cumm	(4.6 - 6.2 mill/cumm)	Auto
-Total WBC Count	8700 /cumm	(4000 - 10000 /cumm)	Auto
-Platelet Count	1.63 lakh/cumm	(1.5 - 4.5 lakh/cumm)	Auto

Blood Indices

-HCT	42.7 %	(40 - 55 %)	Auto
-MCV	90.9 fl	(80 - 92 fl)	Auto
-MCH	29.5 pg	(27 - 31 pg)	Auto
-MCHC	32.4 gm/dL	(32 - 36 gm/dL)	Auto
-RDW	12.9 %	(11 - 15 %)	Auto

Diff WBC Count

-Polymorphs	70 %	(40 - 80 %)	Microscopically
-Lymphocytes	24 %	(20 - 40 %)	Microscopically
-Eosinophils	04 %	(1 - 6 %)	Microscopically
-Monocytes	02 %	(2 - 7 %)	Microscopically
-Basophils	00 %	(0 - 1 %)	Microscopically
-PLATELET ON SMEAR	Adequate		Microscopically
-MALARIAL PARASITES	Malarial Parasites Not Detected		Microscopically

[Test performed on Fully Automated Hematology Analyzer ERBA H-360]

Revival Diagnostics
401-Aqua Corridor,
Beside Star Bazar, Adajan,
Surat-395009. Mo. 9825947712



0261 2747788, 9825947712



4TH Floor, Aqua Corridor, Hazira Road, Adajan Pal, Surat-395009.



revivaldiagnostics.surat@gmail.com



www.revivaldiagnostics.com

Dr. Shivangi Gandhi

M.B.B.S. M.D (Pathology)

This Medical Report Is Not Intended For Medico-legal Purposes.
Laboratory Test Results Are Subject To Technical Limitation And Should
Be Clinically Correlate For Final Diagnosis



REVIVAL DIAGNOSTICS

Name	SUNNY SAHAY	Age/Gender	39Yrs/Male
Reg No.	1749/23	Receipt No	6116
Referred By	BOB - MEDI WHEEL(PKG10000240)	Mode of Payment	CREDIT
Collection Type	CENTER	Collection DateTime	25-Feb-2023 09:58 AM

ESR - 250223120 Released at 25-Feb-2023 01:13 PM

Parameter	Result	Biological Ref.Range	Method
-E.S.R	06 mm/hr	(1 - 10 mm/hr)	



Revival Diagnostics

401-Aqua Corridor,
Beside Star Bazar, Adajan,
Surat-395009. Mo-9825947712

Dr. Shivangi Gandhi

M.B.B.S, M.D (Pathology)

revivaldiagnostics.surat@gmail.com



0261 2747788, 9825947712



4TH Floor, Aqua Corridor, Hazira Road, Adajan Pal, Surat-395009.



www.revivaldiagnostics.com

This Medical Report Is Not Intended For Medico-legal Purposes.
Laboratory Test Results Are Subject To Technical Limitation And Should
Be Clinically Correlate For Final Diagnosis



Name	SUNNY SAHAY	Age/Gender	39Yrs/Male
Reg No.	1749/23	Receipt No	6116
Referred By	BOB - MEDI WHEEL(PKG10000240)	Mode of Payment	CREDIT
Collection Type	CENTER	Collection DateTime	25-Feb-2023 09:58 AM

LIVER FUNCTION TEST (LFT) - 250223122 Released at 25-Feb-2023 01:34 PM

Parameter	Result	Biological Ref.Range	Method
-Serum Total Bilirubin	0.5 mg/dL	(0 - 1.3 mg/dL)	Diazo
-Serum Direct Bilirubin	0.1 mg/dL	(0 - 0.4 mg/dL)	Diazo
-Serum InDirect Bilirubin	0.4 mg/dL	(0.1 - 1.3 mg/dL)	Calculated
-Total Protein (TP)	6.5 gm/dL	(6.4 - 8.3 gm/dL)	Biuret
-Albumin (ALB)	3.9 gm/dL	(3.5 - 5.2 gm/dL)	BCG
-Globulin	2.6 gm/dL	(2.3 - 3.6 gm/dL)	Calculated
-A/G Ratio	1.50 gm/dL	(1 - 2.3 gm/dL)	Calculated
-SGPT(ALT)	48 U/L	H (5 - 45 U/L)	IFCC, Kinetic without Pyridoxal Phosphate
-SGOT (AST)	39 U/L	H (0 - 35 U/L)	IFCC, Without Pyridoxal Phosphate
-Alkaline Phosph.	87 U/L	(42 - 128 U/L)	ALP-AMP
-GGT	40 U/L	(5 - 50 U/L)	Glupa-C

[Test performed on Fully Automated Biochemistry Analyzer ERBA EM200]

REVIVAL
DIAGNOSTICS

Revival Diagnostics
401-Aqua Corridor,
Beside Star Bazar, Adajan,
Surat-395009. Mo: 9825947711

Dr. Shivangi Gandhi

M.B.B.S, M.D (Pathology)
revivaldiagnostics.surat@gmail.com



0261 2747788, 9825947712



4TH Floor, Aqua Corridor, Hazira Road, Adajan Pal, Surat-395009.



revivaldiagnostics.surat@gmail.com



www.revivaldiagnostics.com



REVIVAL DIAGNOSTICS

Name	SUNNY SAHAY	Age/Gender	39Yrs/Male
Reg No.	1749/23	Receipt No	6116
Referred By	BOB - MEDI WHEEL(PKG1000240)	Mode of Payment	CREDIT
Collection Type	CENTER	Collection DateTime	25-Feb-2023 09:58 AM

Lipid Profile - 250223122 Released at 25-Feb-2023 01:34 PM

Parameter	Result	Biological Ref.Range	Method
-Serum Cholesterol	224 mg/dL	Desirable < 200 mg/dl Borderline High : 200-239 mg/dl High : > 240 mg/dl	CHOD-PAP
-Serum Triglyceride	262 mg/dL	H Normal < 150 mg/dl Borderline High : 150 - 159 mg/dl High : 200 - 499 mg/dl Very High : 500 mg/dl	GPO-POD Method
-Serum HDLD(Direct)	53 mg/dL	Normal :> 55 mg/dl Borderline : 35-55 mg/dl Undesirable: < 35 mg/dl	PVS-PEGME Precipitation with CHOD-POD
-Serum VLDL	52 mg/dL	H (5 - 30 mg/dL)	Calculated
-Serum LDLD(Direct)	119 mg/dL	Optimal:< 100 mg/dl Above Optimal : 100- 129 mg/dl Borderline High : 130-159 mg/dl High : > 160-189mg/dl Very High : >190 mg/dl	Calculated
-Chol/HDL	4.23	Low risk: <3.8 Medium Risk: 3.8 to 5.9 High Risk: > 6	Calculated
-LDL/Chol	1.89	Low risk: <3.55 Medium Risk: 3.55 to 4.0 High Risk: > 6	Calculated

[Test performed on Fully Automated Biochemistry Analyzer ERBA EM200]

Revival Diagnostics
401-Aqua Corridor,
Beside Star Bazar, Adajan,
Surat-395009. Mo. 9825947712

Dr. Shivangi Gandhi

M.B.B.S, M.D (Pathology)

revivaldiagnostics.surat@gmail.com



0261 2747788, 9825947712



4TH Floor, Aqua Corridor, Hazira Road, Adajan Pal, Surat-395009.



revivaldiagnostics.surat@gmail.com




www.revivaldiagnostics.com

This Medical Report Is Not Intended For Medico-legal Purposes.
Laboratory Test Results Are Subject To Technical Limitation And Should
Be Clinically Correlate For Final Diagnosis



REVIVAL DIAGNOSTICS



Name	SUNNY SAHAY	Age/Gender	39Yrs/Male
Reg No.	1749/23	Receipt No	6116
Referred By	BOB - MEDI WHEEL(PKG10000240)	Mode of Payment	CREDIT
Collection Type	CENTER	Collection DateTime	25-Feb-2023 09:58 AM

Creatinine - 250223122 Released at 25-Feb-2023 01:34 PM

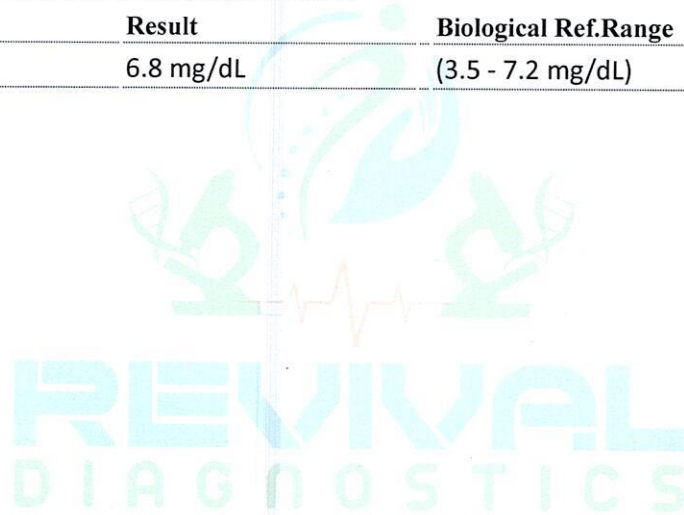
Parameter	Result	Biological Ref.Range	Method
-Creatinine	0.9 mg/dL	(0.6 - 1.4 mg/dL)	ENZYMATIC

BUN - 250223122 Released at 25-Feb-2023 11:39 AM

Parameter	Result	Biological Ref.Range	Method
-Blood Urea Nitrogen (BUN)	10 mg/dL	(6 - 20 mg/dL)	Calculated

Uric Acid - 250223119 Released at 25-Feb-2023 01:34 PM

Parameter	Result	Biological Ref.Range	Method
-Uric Acid	6.8 mg/dL	(3.5 - 7.2 mg/dL)	Uricase-POD



Revival Diagnostics

401-Aqua Corridor,
Beside Star Bazar, Adajan,
Surat-395009. Mo. 9825947712

Dr. Shivangi Gandhi

M.B.B.S, M.D (Pathology)

revivaldiagnostics.surat@gmail.com



0261 2747788, 9825947712



4TH Floor, Aqua Corridor, Hazira Road, Adajan Pal, Surat-395009.



www.revivaldiagnostics.com

This Medical Report Is Not Intended For Medico-legal Purposes.
Laboratory Test Results Are Subject To Technical Limitation And Should
Be Clinically Correlate For Final Diagnosis



REVIVAL DIAGNOSTICS



Name	SUNNY SAHAY	Age/Gender	39Yrs/Male
Reg No.	1749/23	Receipt No	6116
Referred By	BOB - MEDI WHEEL(PKG10000240)	Mode of Payment	CREDIT
Collection Type	CENTER	Collection DateTime	25-Feb-2023 09:58 AM

Urine Routine & Micro Examination - 250223124 Released at 25-Feb-2023 01:31 PM

Parameter	Result	Biological Ref.Range	Method
<u>Physical Examination</u>			
-Quantity	20		Manual
-Colour	Pale Yellow	Pale Yellow	Manual
-Appearance	Clear	Clear	Manual
-Reaction (pH)	Acidic		Dipstick
-Specific Gravity	1.020		Dipstick
<u>Chemical Examination</u>			
-Proteins.	Absent		Dipstick
-Sugar	Absent		Dipstick
-Acetone.	Absent		Dipstick
-Bile Salts	Absent	Absent	Dipstick
-Bile Pigments	Absent	Absent	Dipstick
-Occult Blood Test (OBT).	Negative		Dipstick
<u>Microscopic Examination</u>			
-Pus Cells	1-2		Microscopically
-Red Blood Cells	Absent		Microscopically
-Epithelial Cells	1-2		Microscopically
-Bacteria.	Absent		Microscopically
-Crystals	Absent	Absent	Microscopically
-Others	NIL	Absent	Microscopic Examination

Revival Diagnostics

401-Aqua Corridor,
Beside Star Bazar Adajan,
Surat-395009. Mo. 9825947712

Dr. Shivangi Gandhi

M.B.B.S, M.D (Pathology)
revivaldiagnostics.surat@gmail.com



0261 2747788, 9825947712



4TH Floor, Aqua Corridor, Hazira Road, Adajan Pal, Surat-395009.



revivaldiagnostics.surat@gmail.com



www.revivaldiagnostics.com

This Medical Report Is Not Intended For Medico-legal Purposes.
Laboratory Test Results Are Subject To Technical Limitation And Should
Be Clinically Correlate For Final Diagnosis



REVIVAL DIAGNOSTICS

Name	SUNNY SAHAY	Age/Gender	39Yrs/Male
Reg No.	1749/23	Receipt No	6116
Referred By	BOB - MEDI WHEEL(PKG10000240)	Mode of Payment	CREDIT
Collection Type	CENTER	Collection DateTime	25-Feb-2023 09:58 AM

Stool Examination - 250223123 Released at 25-Feb-2023 12:45 PM

Parameter	Result	Biological Ref.Range	Method
-Consistency.	Semi-Solid		Manual

Physical Examination

-Colour..	Brown		Manual
-Mucus..	Absent		Manual
-Pus..	Absent		Manual
-Blood..	Absent		Manual

Chemical Examination

-Reaction..	Acidic		
-Occult Blood..	Absent		
-Reducing Substance..	Absent		

Microscopic Examination

-Ova..	Absent		
-Cysts..	Absent		
-Trophozoites..	Absent		
-Larva..	Absent		
-Pus Cells..	1-2		
-Red Blood Cells..	Absent		
-Macrophage cells..	Absent		
-Epithelial Cells..	1-2		
-Vegetable Cells..	Absent		
-Crystals..	Absent		
-Fat..	Absent		
-Darting Motility..	Not Seen		

Revival Diagnostics
401-Aqua Corridor,
Beside Star Bazar, Adajan,
Surat-395009. Mo. 9825947712

Dr. Shivangi Gandhi

M.B.B.S, M.D (Pathology)

revivaldiagnostics.surat@gmail.com



0261 2747788, 9825947712



4TH Floor, Aqua Corridor, Hazira Road, Adajan Pal, Surat-395009.



www.revivaldiagnostics.com



This Medical Report Is Not Intended For Medico-legal Purposes.
Laboratory Test Results Are Subject To Technical Limitation And Should
Be Clinically Correlate For Final Diagnosis



REVIVAL DIAGNOSTICS

Name	SUNNY SAHAY	Age/Gender	39Yrs/Male
Reg No.	1749/23	Receipt No	6116
Referred By	BOB - MEDI WHEEL(PKG10000240)	Mode of Payment	CREDIT
Collection Type	CENTER	Collection DateTime	25-Feb-2023 09:58 AM

Total T3 T4 TSH - 250223122 Released at 25-Feb-2023 01:25 PM

Parameter	Result	Biological Ref.Range	Method
-Total T3	0.81 ng/ml	L (0.87 - 1.78 ng/ml)	Fluorescence Enzyme Immunoassay
-Total T4	4.61 ug/dl	(4.6 - 11 ug/dl)	Fluorescence Enzyme Immunoassay
-TSH	16.80 uIU/ml	H 0.50 - 5.50 uIU/ml 5.5 to 15 ul U/ml - Suggested Clinical co-relation or Repeat test with new sample as physiological factors can give falsley high TSH Above 15uIU/ml Hypothyroid PREGNANT WOMEN normal ranges for TSH: 1st Trimester : 0.0878 - 2.8293 uIU/ml 2nd Trimester : 0.1998 - 2.7915 uIU/ml 3rd Trimester : 0.307 - 2.9028 uIU/ml Ref: TIETZ Fundamentals of Clinical Chemistry	Fluorescence Enzyme Immunoassay

[Test performed on Fully Automated Immunology Analyzer Maglumi-600]

Revival Diagnostics
401-Aqua Corridor,
Beside Star Bazar, Adajan,
Surat-395009. Mo. 9825947712

Dr. Shivangi Gandhi

M.B.B.S, M.D (Pathology)

revivaldiagnostics.surat@gmail.com



0261 2747788, 9825947712



4TH Floor, Aqua Corridor, Hazira Road, Adajan Pal, Surat-395009.



www.revivaldiagnostics.com



This Medical Report Is Not Intended For Medico-legal Purposes.
Laboratory Test Results Are Subject To Technical Limitation And Should
Be Clinically Correlate For Final Diagnosis



Name	SUNNY SAHAY	Age/Gender	39Yrs/Male
Reg No.	1749/23	Receipt No	6116
Referred By	BOB - MEDI WHEEL(PKG10000240)	Mode of Payment	CREDIT
Collection Type	CENTER	Collection DateTime	25-Feb-2023 09:58 AM

USG OF ABDOMEN & PELVIS

LIVER:

Liver is normal in size and increased echotexture.

No evidence of focal SOL or dilatation of IHBR seen.

Portahepatis appear normal.

GALLBLADDER:

Gallbladder appeared normal. No calculus or mass lesion seen.

PANCREAS:

Pancreas appears normal in size and echotexture.

No focal lesion, mass or pancreatitis.

SPLEEN:

Spleen appears normal in size and echotexture.

PARAAORTIC REGION:

Aorta grossly appears normal.

No paraaortic lymphnodes seen.

KIDNEYS:

left renal concretion noted

Both kidneys appear normal in size, shape and in position.

Cortex and collecting system of both kidneys appears normal.

No evidence of calculus or obstructive uropathy on either side.

URINARY BLADDER:

Bladder appears normal. No calculus or mass lesion is seen.

PROSTATE:

Prostate appears normal in size and echotexture

No evidence of free fluid in pelvis.

COMMENTS:

fatty liver

Dr. Chirag K. Patel
MBBS-DMPD
Reg. No. G-23509
Revival Diagnostic
4th Floor, Aqua Corridor
Nr. Star Bazar, Hazira Main Road,
Adajan, Surat-395009.
Mo. 97266 726683



0261 2747788, 9825947712



4TH Floor, Aqua Corridor, Hazira Road, Adajan Pal, Surat-395009.



revivaldiagnostics.surat@gmail.com



www.revivaldiagnostics.com



2D-ECHOCARDIOGRAPHY & COLOR DOPPLER REPORT

Name:	SUNNY SAHAY	Age/Gender	39Yrs /Male
Referred by.	MEDI WHEEL	Date	25 /02/2023

INDICATION: Preventive Health check up


- **CARDIAC CHAMBERS:** **Left Ventricle:** Normal size, **Left Atrium:** Normal size.
- No e/o thrombus in LA/LV.
- **Right Atrium:** Normal size. **Right Ventricle:** Normal size,
- **Normal Right Ventricular function.** (TAPSE=20mm)
- **Normal Left Ventricular systolic function. LVEF = 60% ,**
No regional wall abnormality. No thinning / scarring / dyskinesia of LV wall.
- **No Concentric Left Ventricular Hypertrophy.** (IVSd= 10 mm),
- **LV Compliance :**
NO Left Ventricular Diastolic Dysfunction [LVDD].
- **VALVES:**
- Structurally Normal Mitral valve/ Aortic valve/Tricuspid valve/ Pulmonary valve .
No significant Valvular Stenosis.
- **Doppler findings:** AV max = 1.22 m/s, PV max = 0.91 m/s.
Trivial MR, Trivial Tricuspid regurgitation.
- **No Pulmonary Arterial Hypertension.** PASP by TRjet vel.method = 23 mmHg.
- **SEPTAE:** IAS / IVS Appear Intact.
- **IVC :** Normal in dimension and shows good inspiratory 13mm collapse.
- **OTHERS:** No e/o Pericardial effusion / vegetation.

IMPRESSION:

**NORMAL LV SYSTOLIC FUNCTION, LVEF= 60 %, NO RWMA,
NO LVH , NO LVDD , NO PAH.**

Revival Diagnostic

401, Aqua Corridor,
B/s. Star Bazar, Surat-395009
Mo. 91062-28601


DR. ADITYA BORA
MBBS,DNB,PGDCC
PHYSICIAN & CLINICAL
CARDIOLOGIST



0261 2747788, 9825947712



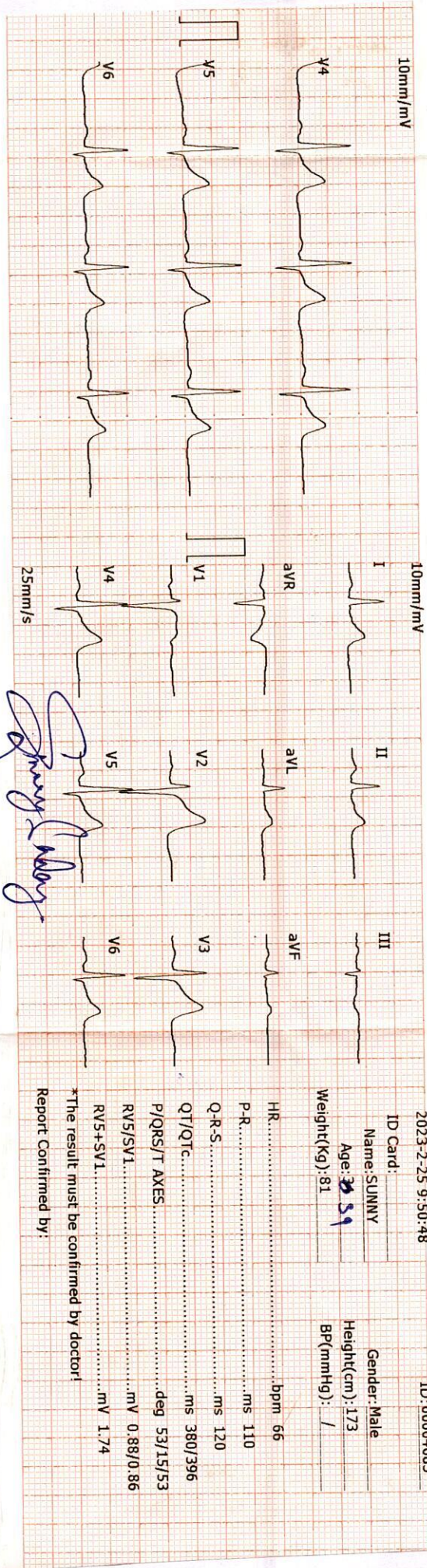
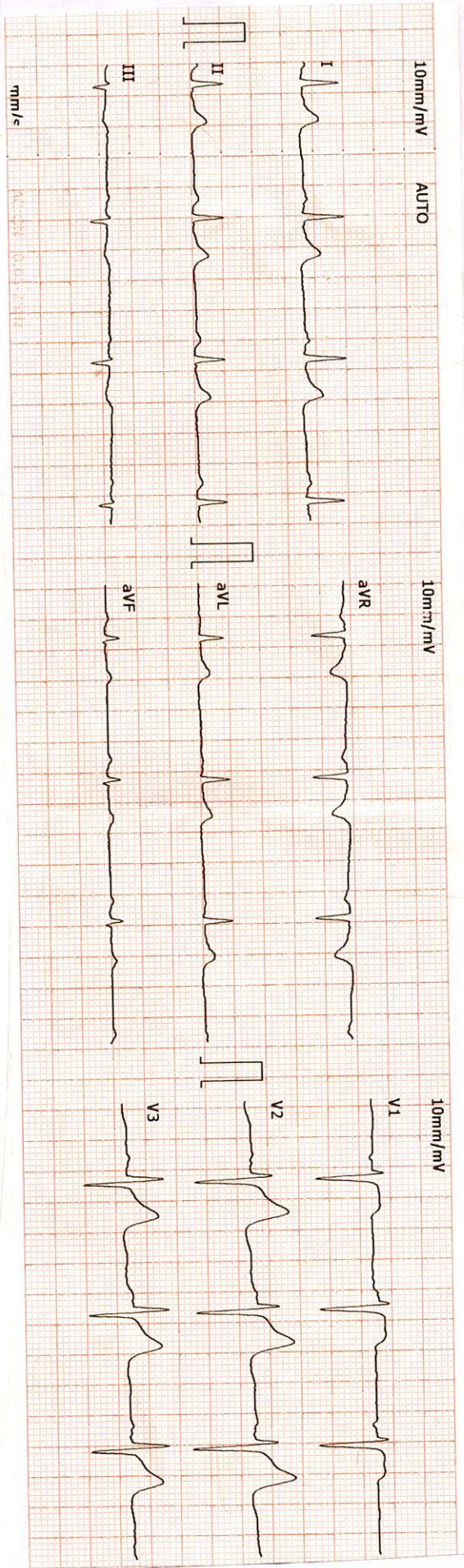
4TH Floor, Aqua Corridor, Hazira Road, Adajan Pal, Surat-395009.



revivaldiagnostics.surat@gmail.com



www.revivaldiagnostics.com



Sunny Laboy

2023-2-25 9:50:48

ID: 00004685

ID Card: _____

Name: SUNNY

Gender: Male

Age: 59

Height(cm): 173

Weight(kg): 81

BP(mmHg): /

HR.....bpm 66

P-R.....ms 110

Q-R-S.....ms 120

QT/QTc.....ms 380/396

P/QRS/T AXES.....deg 53/15/53

RV5/SV1.....mV 0.88/0.86

RV5+SV1.....mV 1.74

*The result must be confirmed by doctor!

Report Confirmed by: _____

Revival Diagnostic

401, Aqua Corridor,
E/s. Star Bazar, Surat-395009
Mo. 91062-28501

DR. ADITYA S. BORA

MBBS, DNB, PGCC
PHYSICIAN & CLINICAL CARDIOLOGIST
G-54906



REVIVAL DIAGNOSTICS

Name	SUNNY SAHAY	Age/Gender	39Yrs/Male
Reg No.	1749/23	Receipt No	6116
Referred By	BOB - MEDI WHEEL(PKG10000240)	Mode of Payment	CREDIT
Collection Type	CENTER	Collection DateTime	25-Feb-2023 09:58 AM

ECG

- REPORT :

1. The rhythm is sinus.
2. Heart rate is 66 beats per minute.
3. Normal P,QRS,T wave axis.
4. Normal PR,QRS,Q.T. Duration.
5. No pathological q wave or ST-T changes seen.
6. No evidence of chamber hypertrophy or enlargement seen.

IMPRESSION : ECG WITHIN NORMAL LIMITS

Revival Diagnostic
401, Aqua Corridor,
B/s. Star Bazar, Surat-395009
Mo. 91062-28601


DR. ADITYA S. BORA
MBBS, DNB, PGDCC
PHYSICIAN & CLINICAL CARDIOLOGIST
G-54906

Signature



0261 2747788, 9825947712



4TH Floor, Aqua Corridor, Hazira Road, Adajan Pal, Surat-395009.



revivaldiagnostics.surat@gmail.com



www.revivaldiagnostics.com

This Medical Report Is Not Intended For Medico-legal Purposes.
Laboratory Test Results Are Subject To Technical Limitation And Should
Be Clinically Correlate For Final Diagnosis

NAME : SUNNY SAHAY
AGE:39 YRS / MALE
REF BY: MEDI WHEEL





REVIVAL DIAGNOSTICS

Name	SUNNY SAHAY	Age/Gender	39Yrs/Male
Reg No.	1749/23	Receipt No	6116
Referred By	BOB - MEDI WHEEL(PKG10000240)	Mode of Payment	CREDIT
Collection Type	CENTER	Collection DateTime	25-Feb-2023 09:58 AM

CHEST RADIOGRAPH (PA VIEW)

- Hilar shadows are within normal limits.
- Pulmonary vasculature appears normal.
- Cardiac appears normal in size.
- Both domeh of the diaphragm are smooth.
- Both costophrenic recesses are clear.
- Both lung fields appear normal.
- Visualized bones and soft tissue shadows appear normal.

IMPRESSION: NORMAL STUDY.

DR.CHIRAG K PATEL
RADIOLOGIST

Dr. Chirag K. Patel

MBBS-DMPD

Reg. No. G-23509

Revival Diagnostic
Signature

4th Floor, Aqua Corridor,
Nr. Star Bazar, Hazira Main Road,
Adajan, Surat-395009.
Mo. 97266 726683



0261 2747788, 9825947712



4TH Floor, Aqua Corridor, Hazira Road, Adajan Pal, Surat-395009.



revivaldiagnostics.surat@gmail.com



www.revivaldiagnostics.com

This Medical Report Is Not Intended For Medico-legal Purposes.
Laboratory Test Results Are Subject To Technical Limitation And Should
Be Clinically Correlate For Final Diagnosis