

05-Aug-2023 9:10:02 am
21.1869N 72.7937E

Adajan Gam
Surat

Altitude:-20.0m

kamini

Index number: 5840



भारत सरकार
GOVERNMENT OF INDIA



डामिनीबेन निकुंजकुमार पटेल
Kaminiben Nikunj Kumar Patel
जन्म तारीख / DOB : 26/06/1995
स्त्री / FEMALE

2433 6240 5670



आधार - सामान्य माहसुली अधिकार




भारतीय विशिष्ट पहचान प्राधिकरण
UNIQUE IDENTIFICATION AUTHORITY OF INDIA

Address:

mahendrabhai n. Katargam
vala ni vadi, near j.k. petrol
pamp, Surat City, Varachha
Road, Surat City, Surat,
Gujarat, 395006

संकेतः

महेंद्रभाई नं. कटारगम वाला नि वाडी,
जे.के.पेट्रोल पंप नी पारो, सुरत सीटी,
वराछा रोड, सुरत सिटी, सुरत, गुजरात,
395006



1947

1800 300 1947



help@uidai.gov.in

WWW

www.uidai.gov.in

P.O. Box No. 1947,
Bengaluru-560 001



HEALTH CHECK-UP SUMMARY

Name: Kamini Patel

Date: 05/08/2022

Email ID:

Sex: <u>F</u>	Age: <u>28</u> Years	Contact No: <u>8401318996</u>	Remarks:
			Under-weight <u>✓</u>
			Normal <u>-</u>
			Over-weight <u>✓</u>

i> **BMI**

Height (in Cm): <u>155</u>	Weight (in Kg): <u>60</u>	BMI: <u>25 kg/m²</u>	
----------------------------	---------------------------	---------------------------------	--

ii> **Blood Pressure & Pulse**

120/76 mm/hg
74 min.

If high or low, whether the person is on medication: YES / NO

iii> **Blood Tests & Lung Function Remarks**

PS
CVS
CNS

If abnormal, whether the person is on medication: YES / NO

iv> **Eye Test Remarks**

Eye Test: R 6/6 L 6/6
Color Vision:

v> **Heart Disease**

Whether any specific heart ailment detected (ECG findings):
normal

vi> **Any other problems needing attention / Overall Assessment:**

no

Revival Diagnostic
401, Aqua Corridor,
B/s. Star Bazar, Surat-395009
Mo. 91062-28601

Dr. Chirag Patel
Signature of the Doctor
M.B.B.S. G-49432

K.N. Patel

Laboratory Test Result are Subject to technical limitation and should be clinically correlate for final diagnosis



NAME: Kamini Patel SEX: F
BIRTHDATE: 26/06/1995 AGE: 28

DEPARTMENT OF OPHTHALMOLOGY

EYE TEST:

1. VISION:

RIGHT EYE - 6/6

LEFT EYE - 6/6

2. COLOR VISION:

RIGHT EYE - ①

LEFT EYE - ②

3. FUNDUS:

RIGHT EYE - ①

LEFT EYE - ②

REMARKS:

Revival Diagnostic

401, Aqua Corridor,
Ophthalmologist/Optomtrist
S. Star Bazar, Surat-395009
Mo. 91662-28601

Laboratory Test Result are Subject to technical limitation and should be clinically correlate for final diagnosis



Name	KAMINI NIKUNJ KUMAR PATEL	Age/Gender	28Yrs/Female
Reg No.	8377/23	Receipt No	4903
Referred By	Bank of Baroda (BOB) - MEDI WHEEL(PKG10000241)	Mode of Payment	CREDIT
Collection Type	CENTER	Collection DateTime	05-Aug-2023 09:56 AM

BLOOD GROUP - 050823182 Released at 05-Aug-2023 12:32 PM

Parameter	Result	Biological Ref.Range	Method
-Blood Group	"B"		
-Rh Factor	POSITIVE		

CBC - 050823180 Released at 05-Aug-2023 12:55 PM

Parameter	Result	Biological Ref.Range	Method
-Haemoglobin	11.6 gm/dL	L (12 - 16 gm/dL)	Auto
-RBC Count	5.08 mill/cumm	(4.2 - 5.4 mill/cumm)	Auto
-Total WBC Count	7000 /cumm	(4000 - 10000 /cumm)	Auto
-Platelet Count	3.55 lakh/cumm	(1.5 - 4.5 lakh/cumm)	Auto

Blood Indices

-HCT	37.5 %	L (40 - 55 %)	Auto
-MCV	73.8 fl	L (80 - 92 fl)	Auto
-MCH	22.8 pg	L (27 - 31 pg)	Auto
-MCHC	30.9 gm/dL	L (32 - 36 gm/dL)	Auto
-RDW	13.7 %	(11 - 15 %)	Auto

Diff WBC Count

-Polymorphs	64 %	(40 - 80 %)	Microscopically
-Lymphocytes	28 %	(20 - 40 %)	Microscopically
-Eosinophils	06 %	(1 - 6 %)	Microscopically
-Monocytes	02 %	(2 - 7 %)	Microscopically
-Basophils	00 %	(0 - 1 %)	Microscopically
-PLATELET ON SMEAR	Adequate		Microscopically
-MALARIAL PARASITES	Malarial Parasites Not Detected		Microscopically

[Test performed on Fully Automated Hematology Analyzer ERBA H-360]

Revival Diagnostics

401-Aqua Corridor,
Beside Star Bazar, Adajan,
Surat-395009. Mo. 9825947717

Sg
Dr. Shivangi Gandhi
M.B.B.S, M.D (Pathology)

Laboratory Test Result are Subject to technical limitation and should be clinically correlate for final diagnosis

4th Floor, Aqua Corridor, Hazira Road, Adajan Pal, Surat-395009.
0261 2747788, 9825947712 ✉ revivaldiagnostics.surat@gmail.com 🌐 www.revivaldiagnostics.com
This medical report is not intended for medico-legal purposes.



Name	KAMINI NIKUNJ KUMAR PATEL	Age/Gender	28Yrs/Female
Reg No.	8377/23	Receipt No	4903
Referred By	Bank of Baroda (BOB) - MEDI WHEEL(PKG10000241)	Mode of Payment	CREDIT
Collection Type	CENTER	Collection DateTime	05-Aug-2023 09:56 AM

ESR - 050823180 Released at 05-Aug-2023 01:26 PM

Parameter	Result	Biological Ref.Range	Method
-E.S.R	08 mm/hr	(3 - 15 mm/hr)	



REVIVAL DIAGNOSTICS

Revival Diagnostics

401-Aqua Corridor,
Beside Star Bazar, Adajan,
Surat-395009. Mo. 9825947717

Dr. Shivangi Gandhi
M.B.B.S, M.D (Pathology)

Laboratory Test Result are Subject to technical limitation and should be clinically correlate for final diagnosis



Name	KAMINI NIKUNJ KUMAR PATEL	Age/Gender	28Yrs/Female
Reg No.	8377/23	Receipt No	4903
Referred By	Bank of Baroda (BOB) - MEDI WHEEL(PKG10000241)	Mode of Payment	CREDIT
Collection Type	CENTER	Collection DateTime	05-Aug-2023 09:56 AM

FBS & PPBS - 050823181 Released at 05-Aug-2023 01:01 PM

Parameter	Result	Biological Ref.Range	Method
-Fasting Blood Sugar (FBS)	93 mg/dL	70-100 mg/dl Impaired Tolerance:100-125 Diabetes Mellitus:>=126 (On more than one occasion) (American diabetes association guidelines 2022)	
-Fasting Urine Sugar	Absent		
-Fasting Urine Acetone	Absent		
-PPBS	110 mg/dL	(90 - 140 mg/dL)	
-PP2BS URINE SUGAR	Absent		
-PP2BS URINE ACETONE	Absent		

HBA1C - 050823180 Released at 05-Aug-2023 01:02 PM

Parameter	Result	Biological Ref.Range	Method
-HBA1C	5.2 %	HbA1C Degree of Glucose Control <5.6 % Non Diabetics 5.7 - 6.4 % Prediabetics > =6.5 % Diabetics (REF:Wallace, 11th Edition) REMARKS: 6 - 7 % Excellent Control 7 - 8 % Good Control 8 - 10 % Unsatisfactory Control >10 % Poor Control	Boronate Affinity

-Method[] High Performance Liquid Chromatography (HPLC)

Revival Diagnostics
Surat

Surat
MO. 7023791712
MO. 7023791712

Sg

Dr. Shivangi Gandhi
M.B.B.S, M.D (Pathology)

Laboratory Test Result are Subject to technical limitation and should be clinically correlate for final diagnosis

4th Floor, Aqua Corridor, Hazira Road, Adajan Pal, Surat-395009.

0261 2747788, 9825947712 revivaldiagnostics.surat@gmail.com www.revivaldiagnostics.com

This medical report is not intended for medico-legal purposes.



Name	KAMINI NIKUNJ KUMAR PATEL	Age/Gender	28Yrs/Female
Reg No.	8377/23	Receipt No	4903
Referred By	Bank of Baroda (BOB) - MEDI WHEEL(PKG10000241)	Mode of Payment	CREDIT
Collection Type	CENTER	Collection DateTime	05-Aug-2023 09:56 AM

LIVER FUNCTION TEST (LFT) - 050823182 Released at 05-Aug-2023 01:02 PM

Parameter	Result	Biological Ref.Range	Method
-Serum Total Bilirubin	0.4 mg/dL	(0 - 1.3 mg/dL)	Diazo
-Serum Direct Bilirubin	0.1 mg/dL	(0 - 0.4 mg/dL)	Diazo
-Serum InDirect Bilirubin	0.3 mg/dL	(0.1 - 1.3 mg/dL)	Calculated
-Total Protein (TP)	6.5 gm/dL	(6.4 - 8.3 gm/dL)	Biuret
-Albumin (ALB)	4.0 gm/dL	(3.5 - 5.2 gm/dL)	BCG
-Globulin	2.5 gm/dL	(2.3 - 3.6 gm/dL)	Calculated
-A/G Ratio	1.60 gm/dL	(1 - 2.3 gm/dL)	Calculated
-SGPT(ALT)	15 U/L	(5 - 45 U/L)	IFCC, Kinetic without Pyridoxal Phosphate
-SGOT (AST)	10 U/L	(0 - 35 U/L)	IFCC, Without Pyridoxal Phosphate
-Alkaline Phosph.	98 U/L	(42 - 128 U/L)	ALP-AMP
-GGT	13 U/L	(5 - 50 U/L)	Glupa-C

[Test performed on Fully Automated Biochemistry Analyzer ERBA EM200]

Revival Diagnostics

401-Aqua Corridor,
Beside Star Bazar, Adajan,
Surat-395009. Mo. 9825947717

SG

Dr. Shivangi Gandhi
M.B.B.S, M.D (Pathology)

Laboratory Test Result are Subject to technical limitation and should be clinically correlate for final diagnosis

4th Floor, Aqua Corridor, Hazira Road, Adajan Pal, Surat-395009.
0261 2747788, 9825947712 ✉ revivaldiagnostics.surat@gmail.com 🌐 www.revivaldiagnostics.com

This medical report is not intended for medico-legal purposes.



Name	KAMINI NIKUNJ KUMAR PATEL	Age/Gender	28Yrs/Female
Reg No.	8377/23	Receipt No	4903
Referred By	Bank of Baroda (BOB) - MEDI WHEEL(PKG10000241)	Mode of Payment	CREDIT
Collection Type	CENTER	Collection DateTime	05-Aug-2023 09:56 AM

Creatinine - 050823182 Released at 05-Aug-2023 01:02 PM

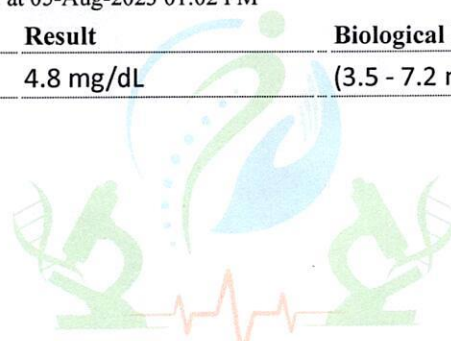
Parameter	Result	Biological Ref.Range	Method
-Creatinine	0.6 mg/dL	(0.6 - 1.14 mg/dL)	ENZYMATIC

BUN - 050823182 Released at 05-Aug-2023 01:02 PM

Parameter	Result	Biological Ref.Range	Method
-Blood Urea Nitrogen (BUN)	7 mg/dL	(6 - 20 mg/dL)	Calculated

Uric Acid - 050823179 Released at 05-Aug-2023 01:02 PM

Parameter	Result	Biological Ref.Range	Method
-Uric Acid	4.8 mg/dL	(3.5 - 7.2 mg/dL)	Uricase-POD



Revival Diagnostics

401-Aqua Corridor,
Beside Star Bazar, Adajan,
Surat-395009. Mo. 9825947712

Sg

Dr. Shivangi Gandhi
M.B.B.S, M.D (Pathology)

Laboratory Test Result are Subject to technical limitation and should be clinically correlate for final diagnosis

4th Floor, Aqua Corridor, Hazira Road, Adajan Pal, Surat-395009.

0261 2747788, 9825947712 ✉ revivaldiagnostics.surat@gmail.com 🌐 www.revivaldiagnostics.com

This medical report is not intended for medico-legal purposes.



Name	KAMINI NIKUNJ KUMAR PATEL	Age/Gender	28Yrs/Female
Reg No.	8377/23	Receipt No	4903
Referred By	Bank of Baroda (BOB) - MEDI WHEEL(PKG10000241)	Mode of Payment	CREDIT
Collection Type	CENTER	Collection DateTime	05-Aug-2023 09:56 AM

Lipid Profile - 050823182 Released at 05-Aug-2023 01:02 PM

Parameter	Result	Biological Ref.Range	Method
-Serum Cholesterol	184 mg/dL	Desirable < 200 mg/dl Borderline High : 200-239 mg/dl High : > 240 mg/dl	CHOD-PAP
-Serum Triglyceride	110 mg/dL	Normal < 150 mg/dl Borderline High : 150 - 199 mg/dl High : 200 - 499 mg/dl Very High : 500 mg/dl	GPO-POD Method
-Serum HDLD(Direct)	42 mg/dL	Normal :> 55 mg/dl Borderline : 35-55 mg/dl Undesirable: < 35 mg/dl	PVS-PEGME Precipitation w th CHOD-POD
-Serum VLDL	22 mg/dL	(5 - 30 mg/dL)	Calculated
-Serum LDLD(Direct)	120 mg/dL	Optimal:< 100 mg/dl Above Optimal : 100- 129 mg/dl Borderline High : 130-159 mg/dl High : > 160-189mg/dl Very High : >190 mg/dl	Calculated
-Chol/HDL	4.38	Low risk: <3.8 Medium Risk: 3.8 to 5.9 High Risk: > 6	Calculated
-LDL/Chol	1.53	Low risk: <3.55 Medium Risk: 3.55 to 4.0 High Risk: > 6	Calculated

[Test performed on Fully Automated Biochemistry Analyzer ERBA EM200]

Revival Diagnostics
401-Aqua Corridor
Beside Star Bazar, Adajan,
Surat-395009. Mo. 9825947712

Sg

Dr. Shivangi Gandhi
M.B.B.S, M.D (Pathology)

Laboratory Test Result are Subject to technical limitation and should be clinically correlate for final diagnosis

4th Floor, Aqua Corridor, Hazira Road, Adajan Pal, Surat-395009.

0261 2747788, 9825947712 ✉ revivaldiagnostics.surat@gmail.com 🌐 www.revivaldiagnostics.com

This medical report is not intended for medico-legal purposes.



Name	KAMINI NIKUNJ KUMAR PATEL	Age/Gender	28Yrs/Female
Reg No.	8377/23	Receipt No	4903
Referred By	Bank of Baroda (BOB) - MEDI WHEEL(PKG10000241)	Mode of Payment	CREDIT
Collection Type	CENTER	Collection DateTime	05-Aug-2023 09:56 AM

Urine Routine & Micro Examination - 050823184 Released at 05-Aug-2023 11:59 AM

Parameter	Result	Biological Ref.Range	Method
Physical Examination			
-Quantity	30		Manual
-Colour	Pale Yellow	Pale Yellow	Manual
-Appearance	Clear	Clear	Manual
-Reaction (pH)	Acidic		Dipstick
-Specific Gravity	1.030		Dipstick
Chemical Examination			
-Proteins.	Absent		Dipstick
-Sugar	Absent		Dipstick
-Acetone.	Absent		Dipstick
-Bile Salts	Absent	Absent	Dipstick
-Bile Pigments	Absent	Absent	Dipstick
-Occult Blood Test (OBT).	Negative		Dipstick
Microscopic Examination			
-Pus Cells	2-3		Microscopically
-Red Blood Cells	Absent		Microscopically
-Epithelial Cells	2-3		Microscopically
-Bacteria.	Absent		Microscopically
-Crystals	Absent	Absent	Microscopically
-Others	NIL	Absent	Microscopic Examination

Revival Diagnostics

401-Aqua Corridor,
Beside Star Bazar, Adajan,
Surat-395009. Mo. 9825947712

Sg

Dr. Shivangi Gandhi
M.B.B.S, M.D (Pathology)

Laboratory Test Result are Subject to technical limitation and should be clinically correlate for final diagnosis

📍 4th Floor, Aqua Corridor, Hazira Road, Adajan Pal, Surat-395009.
☎ 0261 2747788, 9825947712 ✉ revivaldiagnostics.surat@gmail.com 🌐 www.revivaldiagnostics.com

This medical report is not intended for medico-legal purposes.



Name	KAMINI NIKUNJ KUMAR PATEL	Age/Gender	28Yrs/Female
Reg No.	8377/23	Receipt No	4903
Referred By	Bank of Baroda (BOB) - MEDI WHEEL(PKG10000241)	Mode of Payment	CREDIT
Collection Type	CENTER	Collection DateTime	05-Aug-2023 09:56 AM

Total T3 T4 TSH - 050823182 Released at 05-Aug-2023 01:26 PM

Parameter	Result	Biological Ref.Range	Method
-Total T3	1.32 ng/ml	(0.87 - 1.78 ng/ml)	Fluorescence Enzyme Immunoassay
-Total T4	8.19 ug/dl	(4.6 - 11 ug/dl)	Fluorescence Enzyme Immunoassay
-TSH	2.06 uIU/ml	0.50 - 5.50 uIU/ml 5.5 to 15 ul U/ml - Suggested Clinical co-relation or Repeat test with new sample as physiological factors can give falsley high TSH Above 15uIU/ml Hypothyroid PREGNANT WOMEN normal ranges for TSH: 1st Trimester : 0.0878 - 2.8293 uIU/ml 2nd Trimester : 0.1998 - 2.7915 uIU/ml 3rd Trimester : 0.307 - 2.9028 uIU/ml Ref: TIETZ Fundamentals of Clinical Chemistry	Fluorescence Enzyme Immunoassay

[Test performed on Fully Automated Immunology Analyzer Maglumi-600]

Revival Diagnostics

401-Aqua Corridor,
Beside Star Bazar, Adajan,
Surat-395009. Mo. 9825947717

Sg

Dr. Shivangi Gandhi
M.B.B.S, M.D (Patholog/)

Laboratory Test Result are Subject to technical limitation and should be clinically correlate for final diagnosis

REVIVAL DIAGNOSTICS



Name	KAMINI NIKUNJ KUMAR PATEL	Age/Gender	28Yrs/Female
Reg No.	8377/23	Receipt No	4903
Referred By	Bank of Baroda (BOB) - MEDI WHEEL (PKG10000241)	Mode of Payment	CREDIT
Collection Type	CENTER	Collection DateTime	05-Aug-2023 09:13 AM

Ecg

1. The rhythm is sinus.
2. Heart rate is 66 beats per minute.
3. Normal P, QRS, T wave axis.
4. Normal PR, QRS, Q.T. Duration.
5. No pathological q wave or ST-T changes seen.
6. No evidence of chamber hypertrophy or enlargement seen.

IMPRESSION : ECG WITHIN NORMAL LIMITS

Revival Diagnostics
401-Aqua Corridor,
Beside Star Bazar, Adajan,
Surat-395009. Mo. 9825947712


DR. ADITYA S. BORA
MBBS, ~~Signature~~ DCC
PHYSICIAN & CLINICAL CARDIOLOGIST
G-54906

**REVIVAL
DIAGNOSTICS**

Laboratory Test Result are Subject to technical limitation and should be clinically correlate for final diagnosis

REVIVAL DIAGNOSTICS



Name	KAMINI NIKUNJ KUMAR PATEL	Age/Gender	28Yrs/Female
Reg No.	8377/23	Receipt No	4903
Referred By	Bank of Baroda (BOB) - MEDI WHEEL (PKG10000241)	Mode of Payment	CREDIT
Collection Type	CENTER	Collection DateTime	05-Aug-2023 09:13 AM

2D ECHO

2D ECHOCARDIOGRAPHY & COLOR DOPPLER REPORT

INDICATION: Preventive Health check up

- **CARDIAC CHAMBERS :** Left Ventricle : Normal size , Left Atrium: Normal size.
- NO e/o thrombus in LA/LV
- Right Atrium: Normal size. Right Ventricle: Normal Size,
- **Normal Right Ventricular function.** (TAPSE=20mm)
- **MODERATE Left Ventricular systolic DYSfunction.** LVEF = 38-40%
- **GLOBAL LV HYPOKINESIA**
- No Concentric Left Ventricular Hypertrophy. (IVSd= 10 mm),
- **LV Compliance:**
- **NO Left Ventricular Diastolic Dysfunction [LVDD].**

VALVES :

- Structurally Normal Mitral valve/ Aortic valve/Tricuspid valve/ Pulmonary valve .
- No significant Valvular Stenosis
- **Doppler findings:** AV max = 1.23 m/s, PV max = 0.91 m/s.
- Trivial MR, Trivial Tricuspid regurgitation.
- **No Pulmonary Arterial Hypertension.** PASP by TRjet vel.method = 24 mmHg.
- **SEPTAE:** IAS / IVS Appear Intact.
- **IVC :** Normal in dimension and shows good inspiratory 13mm collapse.
- **OTHERS:** No e/o Pericardial effusion / vegetation.

IMPRESSION:

MODERATE LV SYSTOLIC DYSFUNCTION, LVEF= 38-40 %, GLOBAL LV HYPOKINESIA,
NO LVH , NO LVDD , NO PAH.

Revival Diagnostics
401-Aqua Corridor,
Beside Star Bazar, Adajan,
Surat-395009. Mo. 9825947712

DR. ADITYA S. BORA
MBBS, DNB, PGDCC
PHYSICIAN & CLINICAL SONOLOGIST
Signature
G-54906

Laboratory Test Result are Subject to technical limitation and should be clinically correlate for final diagnosis

📍 4th Floor, Aqua Corridor, Hazira Road, Adajan Pal, Surat-395009.

☎ 0261 2747788, 9825947712 ✉ revivaldiagnostics.surat@gmail.com 🌐 www.revivaldiagnostics.com

This medical report is not intended for medico-legal purposes.

REVIVAL DIAGNOSTICS



Name	KAMINI NIKUNJ KUMAR PATEL	Age/Gender	28Yrs/Female
Reg No.	8377/23	Receipt No	4903
Referred By	Bank of Baroda (BOB) - MEDI WHEEL(PKG10000241)	Mode of Payment	CREDIT
Collection Type	CENTER	Collection DateTime	05-Aug-2023 09:13 AM

USG OF ABDOMEN & PELVIS

LIVER:

Liver is normal in size, shape and echotexture.
No evidence of focal SOL or dilatation of IHBR seen.
Portahepatis appear normal.

GALLBLADDER:

Gallbladder is distended and appears normal.
No e/o calculus, mass lesion or changes of cholecystitis seen.

PANCREAS:

Pancreas appears normal in size, shape and echotexture.
No e/o focal lesion, mass or changes of pancreatitis seen.

SPLEEN:

Spleen appears normal in size, shape and echotexture.

PARAAORTIC REGION:

Aorta grossly appears normal. No e/o paraaortic lymphnodes seen.

KIDNEYS:

Both kidneys appear normal in size, shape, position and echotexture.
Cortex and collecting system of both kidneys appear normal.
No evidence of calculus or obstructive uropathy on either side.

URINARY BLADDER:

Bladder is distended and appears normal.
No calculus, mass lesion or changes of cystitis is seen.

UTERUS:

Retroverted, Normal in size, shape and echotexture with empty central uterine cavity.
Cervix appears normal.

No e/o focal SOL. Endometrial thickness is normal.

OVARIES:

Both adnexal region appear normal.
No e/o adnexal mass lesion seen on either side.
No evidence of free fluid seen in pelvis.

COMMENTS: NORMAL USG ABDOMEN AND PELVIS.

Dr. Chirag K. Patel

MBBS-DMPD

Reg. Chirag K. Patel

Revival Diagnostics Radiologist

4th Floor, Aqua Corridor,
Nr. Star Bazar, Hazira Main Road,
Adajan, Surat-395009.

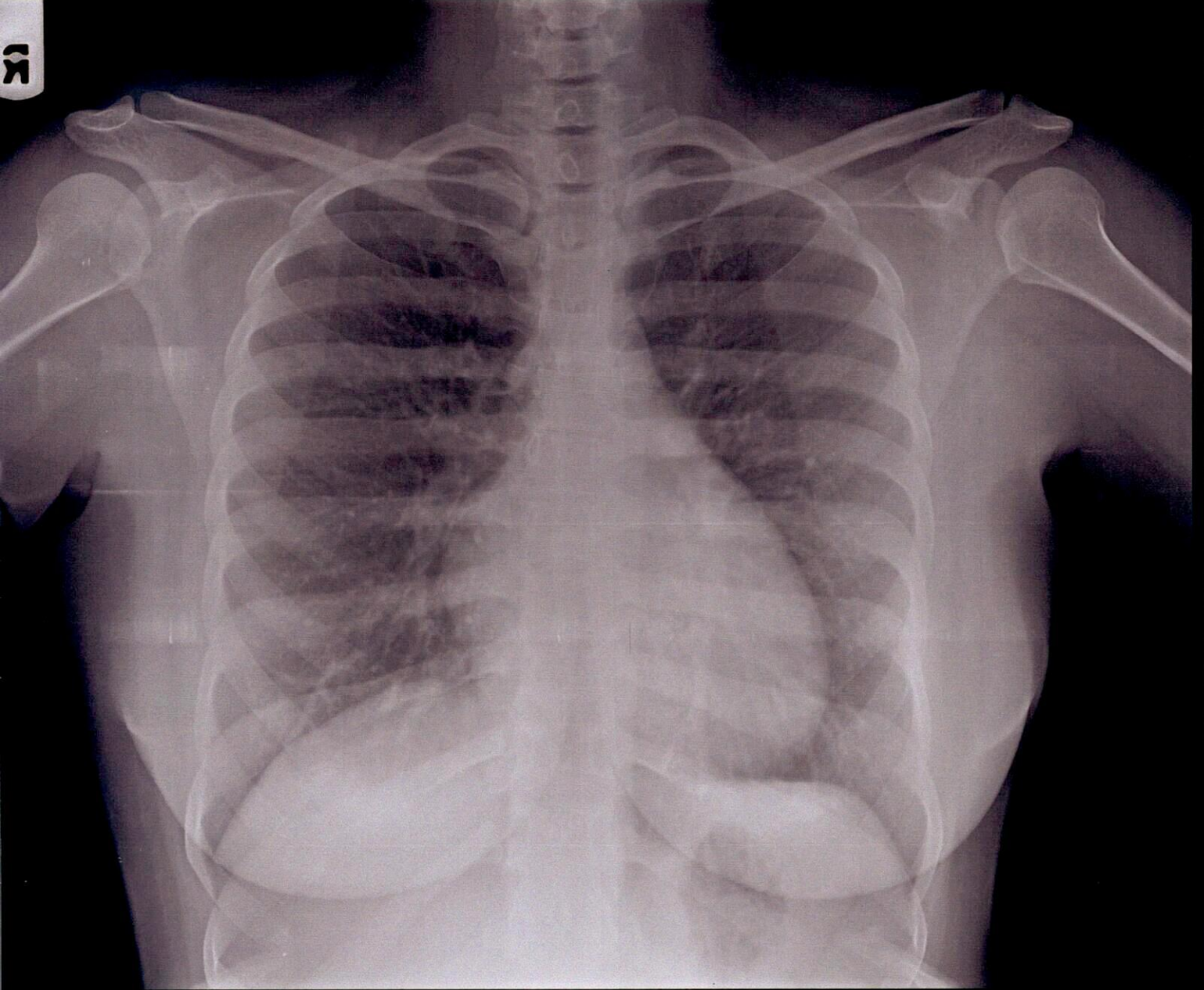
No. 9721576004

Laboratory Test Result are Subject to technical limitation and should be clinically correlate for final diagnosis

4th Floor, Aqua Corridor, Hazira Road, Adajan Pal, Surat-395009.

0261 2747788, 9825947712 revivaldiagnostics.surat@gmail.com www.revivaldiagnostics.com

This medical report is not intended for medico-legal purposes.



kamini nikunj kumar patel 28 yrs 05/08/2023
REVIVAL DIAGNOSTICS-SURAT



REVIVAL

DIAGNOSTICS



Name	KAMINI NIKUNJ KUMAR PATEL	Age/Gender	28Yrs/Female
Reg No.	8377/23	Receipt No	4903
Referred By	Bank of Baroda (BOB) - MEDI WHEEL(PKG10000241)	Mode of Payment	CREDIT
Collection Type	CENTER	Collection DateTime	05-Aug-2023 09:13 AM

CHEST RADIOGRAPH (PA VIEW)

- Hilar shadows are within normal limits.
- Pulmonary vasculature appears normal.
- Cardiac appears normal in size.
- Both domeh of the diaphragm are smooth.
- Both costophrenic recesses are clear.
- Both lung fields appear normal.
- Visualized bones and soft tissue shadows appear normal.

IMPRESSION: NORMAL STUDY.

DR.CHIRAG K PATEL
RADIOLOGIST

REVIVAL
DIAGNOSTICS

Dr. Chirag K. Patel

MBBS, DMRD

Reg. No. G-23509

Revival Diagnostic

4th Floor, Aqua Corridor,
N. Star Bazar, Hazira Main Road,
Adajan, Surat-395009.

Mo. 97266 726683

Laboratory Test Result are Subject to technical limitation and should be clinically correlate for final diagnosis

📍 4th Floor, Aqua Corridor, Hazira Road, Adajan Pal, Surat-395009.

☎ 0261 2747788, 9825947712 ✉ revivaldiagnostics.surat@gmail.com 🌐 www.revivaldiagnostics.com

This medical report is not intended for medico-legal purposes.