



Heart & General Clinic

iCure Heart & Diet Clinic, 402, Epsilon tower, opp Pasha bhai park, Race course, Vadodara

:: PERSONAL HEALTH REPORT ::

NAME <u>Sumitaben Reiny</u>	DATE <u>10/04/22</u>
	SR. NO. SEX. <u>Female.</u> AGE <u>46 years</u> HEIGHT <u>154 cm.</u> WEIGHT <u>65 kg.</u>

HISTORY

Present History : NO
 Past Illness History : Diabetes/Hypertension/Tuberculosis/Asthma/Epilepsy NO
 Past Occupational History : NO
 Family History : mother. Diabetes
 Personal History : NO
 Addiction : Tobacco/Gutkha/Smoking/Alcohol NO

GENERAL EXAMINATION

T.P.R. : 90/min B.P. : 120/80 mm Hg :
 Pallor/Icterus/Cyanosis/Varicosity/Lymph Nodes/Thyroid/Oedema/NVE/Other :

SYSTEMIC EXAMINATION

R.S. : Normal
 C.V.S. : Normal
 C.N.S. : Normal
 A.S. : Normal
 Musculo-skelet System : Normal

E.N.T. Ex. <u>Normal</u>	ACUITY OF VISION		RT EYE	LT EYE
	Without Glass	DISTANT	6/6	6/6
With Glass		DISTANT	6/—	6/—
	Dental Ex. <u>Normal</u>	Near	6/6	6/6
Skin Ex. <u>Normal</u>		Near	6/—	6/—
	Psychic Ex. <u>Normal</u>	COLOUR BLINDNESS <u>NAD</u>		

REMARK

ADVICE

The Worker is FIT/UNFIT for the assigned job.



Dr. Krish P. Vaidya
 MD, PGCC
 Associate Consultant-Cardiology
 Reg. No. G-50510
 DR. KRISH VAIDYA

MD G-50510, CIH



भारत सरकार



आधार

भारतीय विशिष्ट ओળખાણ પ્રાધિકરણ

भारत सरकार

Unique Identification Authority of India

Government of India

નોંધણીની ઓળખ / Enrollment No.: 1104/60637/00200

To
રાણા સુનીતાબેન
Rana Sunitaben
W/O: Rana Shaileshbhal
B - 13-106, Kanku Nivas
Fatehpura Ranavas Vadodara
Fatepura Padra Vadodara
Gujarat 390006
8511208812

25/12/2012

8760300



MN087603007D



તમારો આધાર નંબર / Your Aadhaar No. :

5836 8344 0086

આધાર - સામાન્ય માણસનો અધિકાર

સુનીતા રાણા



ભારત સરકાર
GOVERNMENT OF INDIA



રાણા સુનીતાબેન
Rana Sunitaben
જન્મનું વર્ષ / Year of Birth : 1975
સ્ત્રી / Female

5836 8344 0086



આધાર - સામાન્ય માણસનો અધિકાર




Heart & General Clinic

iCure Heart& Diet Clinic, 402, Epsil on tower, opp Pasha bhai park, Race course, Vadodara

NAME : Mrs Sunita Rana	AGE : 46 Y/F	DATE : 10/09/2022
------------------------	--------------	-------------------

ULTRASONOGRAPHY OF WHOLE ABDOMEN
(Screening Only)

Liver is normal in size and echotexture and shows normal parenchymal reflectivity. No focal lesion is seen. Hepatic veins appear normal. There is no evidence of any dilated intra hepatic billiary radicals.

Portal Vein appears normal in diameter.

Common Bile Duct is of normal diameter.

Gallbladder is physiologically distended with normal wall thickness. There is no evidence of gallstones. No evidence of peri-cholecystic fluid or probe tenderness.

Pancreas is normal in size and shows homogenous reflectivity. There is no evidence of any calcification or ductal dilatation.

Spleen is normal size and shows a homogenous echotexture. There is no evidence of any focal lesion.

Both Kidneys are normal in position and size. They show normal cortical reflectivity and cortico-medullary distinction. Right kidney measures 89x40mm. Left kidney measures 92x45mm. There is no evidence of renal calculi, hydronephrosis or mass seen.

Bladder is well distended and shows normal wall thickness. No evidence of intra-luminal mass or calculi.

Uterus appears normal in size. Uterine myometrial echotexture is homogeneous. No focal lesion is seen. CET measures 5mm.

Both Ovaries appears normal in size & reflectivity. No evidence of any adnexal mass.

There is no evidence of ascites.

No evidence of any gross bowel mass seen.

No evidence of any aorto-caval or mesenteric root lymphadenopathy.

No mass or collection in right iliac fossa.

CONCLUSION: No sonographic abnormality is seen.




DR. MEHUL PRAJAPATI
CONSULTANT RADIOLOGIST

Dr. Krishna P. Vaidya
MD, PG, DCC
Assoc. Consultant-Cardiology
Reg. 1

2D Echocardiography & Color Doppler Report

iCure Hear care, 402, Epsilon tower, opp Pasha bhai park, Race course, Vadodara

Patient Name: Mrs Sunita Rana **Date:** 10 / 09 / 2022

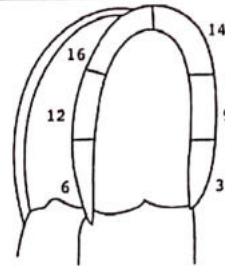
Age, Gender: female - 46 Years

M. Mode Study:

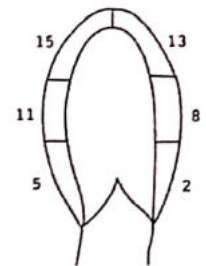
LA	30	IVS	10	PWD	11
AO	25	LVDs	28	LVDd	45

Doppler Study:

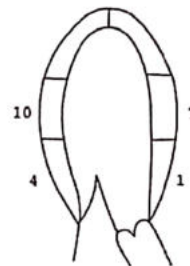
Mitral Valve	E: 0.72 A: 1.12
Aortic Valve	Normal
Tricuspid Valve	Normal
Pulmonary Valve	Normal



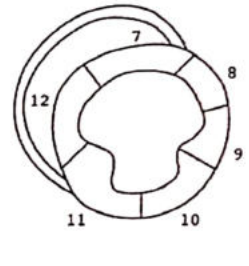
Apical
4 chamber view



Apical
2 chamber view



Apical
3 chamber view



Parasternal short
axis view

Conclusion:

- **Normal LV Systolic function**
- **LVEF: 60 % ,No RWMA**
- **Cardiac Chambers: Normal**
- **Diastolic function : Normal**
- **TR: No PAH: No , RVSP: 18 mmhg**
- **No Ms , No MR**
- **No AR , No AS**
- **ASD/VSD/PDA/Co-A : No**
- **No Clots or vegetations found**
- **IVC: Normal**

Note:

Normal 2D echo report does not rule out cardiac diseases
this report shall not be used for Medico legal purposes,
Clinical Correlation advisable.



Dr. Krish P. Vaidya
MD, PGDCC
Associate Consultant-Cardiology
Reg.No.G-50510

Dr. Krish P Vaidya

**Consultant Cardiologist, Diabetologist
& General Physician**


Heart & General Clinic

iCure Heart& Diet Clinic, 402, Epsil on tower, opp Pasha bhai park, Race course, Vadodara



Sunny K. Machhi
+91 87585 30074
+91 83205 61551
sunnydigitalxray@yahoo.com

NAME	SUNITABEN RANA	AGE/SEX	46/FEMALE
REF BY	ICURE HEART & DIET CLINIC	DATE	10/09/22

X-RAY CHEST PA VIEW (PORTABLE)
FINDING

BOTH LUNGS FIELDS ARE NORMAL .

REMAINING LUNG FIELDS ARE NORMAL.

BOTH COSTOPHRENIC RECESS ARE CLEAR.

CARDIAC SIZE WITHIN NORMAL LIMITS.

MEDIASTINUM AND BONY THORACIC CAGE REVEAL NO ABNORMALITY.

IMPRESSION :NORMAL LUNGS HEART AND MEDIASTUINUM..



DR.HIMANI VIRAPARA
Regn. No: G.28771
M.D. [Radiodiagnosis]
(CONSULTANT RADIOLOGIST)





BARODA DIAGNOSTIC LABORATORY

302, Trivya Complex, Natubhai Circle, Race Course, Vadodara. ☎ +91 8866009950 / 7405009950 📠 bdi95950@gmail.com



Patient's name : Sunitaben Rana
Age/Sex : 47 Years/Female
Referred by : C/o. I Cure Heart & Diet Clinic
Sample From : LAB
UHID :
Reg. ID : icure-4-19
Accession : 20110
Reg. Date : 10/09/2022
Collection Time : 10/09/2022 14:04

COMPLETE BLOOD COUNT

Sample Type: EDTA

Test Name	Result	Units	Biological Reference Interval
<u>Blood Counts</u>			
Haemoglobin :	<u>9.6</u>	Gms%	12.5 - 16.0
Total R.B.C. :	<u>3.98</u>	mill/c.mm	4.2 - 5.4
Total W. B. C. :	5210	/cu mm	4000 - 10500
Platelet Count :	260000	/cu.mm	1,50,000 - 4,50,000
<u>Differential Count</u>			
Neutrophils :	68	%	40 - 70
Lymphocytes :	29	%	20 - 40
Eosinophils :	<u>00</u>	%	1 - 4
Monocytes :	03	%	2 - 6
Basophils :	00	%	0 - 01
<u>Blood Indices</u>			
P. C. V :	<u>28.4</u>	%	37 - 47
M. C. V. :	<u>71.4</u>	fl	78 - 100
M.C.H :	<u>24.1</u>	pg	27 - 31
M. C. H. C :	33.8	%	32 - 36
R.D.W :	<u>17.5</u>	%	11.5 - 14.0

E.S.R.(Westergren Method)

After one hour :

22

mm 3 - 12





BARODA DIAGNOSTIC LABORATORY

302, Trivia Complex, Natubhai Circle, Race Course, Vadodara. ☎ +91 8866009950 / 7405009950 ✉ bdi95950@gmail.com



Patient's name : Sunitaben Rana
Age/Sex : 47 Years/Female
Referred by : C/o. I Cure Heart & Diet Clinic
Sample From : LAB
UHID :

Reg. ID : icure-4-19
Accession : 20110
Reg. Date : 10/09/2022
Collection Time : 10/09/2022 14:04

HIV HBsAg

<u>Test</u>	<u>Result</u>	<u>Normal Range</u>
Test for HIV 1 Antibodies :	Non reactive	Non reactive
Test for HIV 2 Antibodies :	Non reactive	Non reactive
HBsAg : (Hepatitis B surface Antigen)	Negative	Negative

Note: The above tests are done as a screening procedure.
: If clinically suspected, confirmation by ELISA is recommended.
: Rarely false negativity/positivity may occur.



LAB
LAB USE ONLY (Entered by :OP1 Enter Date/Time:10/09/2022 17:09:00) (Verify by :OP1 Verify Date/Time:10/09/2022 17:09:00)



BARODA DIAGNOSTIC LABORATORY

302, Trivia Complex, Natubhai Circle, Race Course, Vadodara. ☎ +91 8866009950 / 7405009950 ✉ bdl95950@gmail.com



Patient's name : Sunitaben Rana
Age/Sex : 47 Years/Female
Referred by : C/o. I Cure Heart & Diet Clinic
Sample From : LAB
UHID :


Reg. ID : icure-4-19
Accession : 20110
Reg. Date : 10/09/2022
Collection Time : 10/09/2022 14:04

THYROID FUNCTION

Sample Type: Serum

Test Name	Result	Units	Biological Reference Interval
TOTAL T3 :	1.396	ng/ml	0.84 - 2.0
TOTAL T4 :	5.455	ug/dl	5.1 - 14.0
TSH :	2.019	mIU/L	0.25 - 5.0

Method : CLIA



LAB
LAB USE ONLY (Entered by :OP1 Enter Date/Time:10/09/2022 17:08:00) (Verify by :OP1 Verify Date/Time:10/09/2022 17:08:00)



BARODA DIAGNOSTIC LABORATORY

302, Trivia Complex, Natubhai Circle, Race Course, Vadodara. ☎ +91 8866009950 / 7405009950 ✉ bdl95950@gmail.com



* 2 0 1 1 0 *

Patient's name : Sunitaben Rana
Age/Sex : 47 Years/Female
Referred by : C/o. I Cure Heart & Diet Clinic
Sample From : LAB
UHID :

Reg. ID : icure-4-19
Accession : 20110
Reg. Date : 10/09/2022
Collection Time : 10/09/2022 14:04

LIVER FUNCTION TEST

Sample Type: Serum

Test Name	Result	Units	Biological Reference Interval
S.G.P.T (ALT) :	16	U/L	0 - 40
S.G.O.T (AST) :	17	U/L	0 - 37
ALK.PHOSPHATASE :	42	U/L	35 - 105
G.G.T :	33.0	U/L	8 - 78
<u>Bilirubin</u>			
Total :	0.40	mg/dl	0.2 - 1.0
Direct :	0.18	mg/dl	0 - 0.6
Indirect :	0.22	mg/dl	0 - 0.5
<u>Serum Proteins</u>			
Total Protein :	6.71	gms/dl	6.4 - 8.3
Albumin :	4.02	gms/dl	3.8 - 4.4
Globulins :	2.69	gms/dl	2.3 - 3.5
A/G Ratio :	1.49		0.9 - 2.9

Done on Fully automated biochemistry analyser - COBAS C 111



Page 4 of 7


LAB

LAB USE ONLY (Entered by :OP1 Enter Date/Time:10/09/2022 17:10:00) (Verify by :OP1 Verify Date/Time:10/09/2022 19:10:00)



BARODA DIAGNOSTIC LABORATORY

302, Trivya Complex, Natubhai Circle, Race Course, Vadodara. ☎ +91 88666009950 / 7405009950 📧 bdl95950@gmail.com




Patient's name : Sunitaben Rana
Age/Sex : 47 Years/Female
Referred by : C/o. I Cure Heart & Diet Clinic
Sample From : LAB
UHID :
Reg. ID : icure-4-19
Accession : 20110
Reg. Date : 10/09/2022
Collection Time : 10/09/2022 14:04

LIPID PROFILE

Sample Type: Serum

Test Name	Result	Units	Biological Reference Interval
Cholesterol :	161	mg/dl	0 - 200
Triglyceride :	99	mg/dL	0 - 150
HDL - Cholesterol :	42	mg/dL	35 - 65
LDL - Cholesterol :	99	mg/dL	0 - 130
VLDL - Cholesterol :	19.8	mg/dL	0 - 30
Total Cholesterol/HDL Ratio :	3.83		1 - 6
LDL / HDL Cholesterol Ratio :	2.36		0 - 3.5

Done on Fully automated biochemistry analyser - COBAS C 111



LAB USE ONLY (Entered by :OP1 Enter Date/Time:10/09/2022 17:10:00) (Verify by :OP1 Verify Date/Time:10/09/2022 17:10:00)



BARODA DIAGNOSTIC LABORATORY

302, Trvia Complex, Natubhai Circle, Race Course, Vadodara. ☎ +91 8866009950 / 7405009950 ✉ bdl95950@gmail.com



★ 2 0 1 1 0 ★

Patient's name	: Sunitaben Rana	Reg. ID	: icure-4-19
Age/Sex	: 47 Years/Female	Accession	: 20110
Referred by	: C/o. I Cure Heart & Diet Clinic	Reg. Date	: 10/09/2022
Sample From	: LAB	Collection Time	: 10/09/2022 14:04
UHID	:		

HbA1C REPORT


Sample Type: EDTA

Test Name	Result	Units	Biological Reference Interval
HbA1C :	6.15	%	Excellent control: 4.2-6.2 Good Control : 6.3-7.2 Fair Control : 7.3-8.2 Poor Control : >8.3
Mean Blood Glucose levels : of last 03months	130.0	mg/dl	

NOTE

*As per the new 2009 update of American Diabetes Association regarding HbA1C & Mean Blood Glucose relationship.

This test is used to monitor diabetic patients compliance with the therapeutic regimen and long term blood glucose control. It's level is proportional to both the average blood glucose concentration and the life span of the red blood cells (RBC) in circulation. HbA1c values are free of day to day glucose fluctuations and are unaffected by exercise or recent food intake.



LAB

LAB USE ONLY (Entered by :OP1 Enter Date/Time:10/09/2022 17:09:00) (Verify by :OP1 Verify Date/Time:10/09/2022 17:09:00)



BARODA DIAGNOSTIC LABORATORY

302, Trivia Complex, Natubhai Circle, Race Course, Vadodra. ☎ +91 8866009950 / 7405009950 ✉ bdl95950@gmail.com



* 2 0 1 1 0 *

Patient's name	: Sunitaben Rana	Reg. ID	: icure-4-19
Age/Sex	: 47 Years/Female	Accession	: 20110
Referred by	: C/o. I Cure Heart & Diet Clinic	Reg. Date	: 10/09/2022
Sample From	: LAB	Collection Time	: 10/09/2022 14:04
UHID	:		

RENAL FUNCTION TEST

Test Name	Result	Units	Biological Reference Interval
Urea :	19	mg/dl	10 - 50
Bun (Calculated) :	8.9	mg/dl	0 - 18
Creatinine :	0.81	mg/dl	0.4 - 1.5
Uricacid :	4.88	mg/dl	3.4 - 7.0

Done on Fully automated biochemistry analyser - COBAS C 111



LAB

LAB USE ONLY (Entered by :OP1 Enter Date/Time:10/09/2022 17:09:00) (Verify by :OP1 Verify Date/Time:10/09/2022 17:09:00)



BARODA DIAGNOSTIC LABORATORY


Name : SUNITABEN RANA
Ref By : iCure Heart and Diet Clinic

Age/Sex : 46 Yrs./
Date : 10/09/2022
Report ID. :

EXAMINATION OF URINE

<u>Test</u>	<u>Result</u>	<u>Unit</u>
Sample	Fasting	
<u>Physical Examination</u>		
Quantity	10	mL
Color	YELLOW	
Transparency	CLEAR	
Specific Gravity	1.030	
Reaction	ACIDIC	
Deposits	ABSENT	
<u>CHEMICAL EXAMINATION</u>		
Albumin	NIL	
Sugar	NIL	
Acetone	ABSENT	
Bile Salts	ABSENT	
Bile Pigments	ABSENT	
Urobilinogen	NORMAL : < 1.0 mg/dL	
Occult Blood	ABSENT	
Nitrate	ABSENT	
<u>MICROSCOPIC EXAMINATION</u>		
Pus Cells	0-1 / hpf	
RBC	NIL	
Epithelial Cells	NIL	
Crystals	NIL	
Amorphous Phosphate	NIL	
Cast	NIL	

END OF REPORT



Dr. Nehal Tiwari
(MD)
Consultant Pathologist
(Reg. No. G-54530)

Dr. Priya Kriplani
(MD)
Consultant Pathologist
(Reg. No. G-46004)



BARODA DIAGNOSTIC LABORATORY

Name : Sunitaben Rana
Ref By : iCure Heart and Diet Clinic

Age/Sex : 46 Yrs./Female
Date : 10/09/2022
Report ID. :

BIOCHEMISTRY

<u>Test</u>	<u>Result</u>	<u>Unit</u>	<u>Reference Interval</u>
Fasting (FBS)			
Blood Glucose	100	mg/dl	70-110 mg/dl
Pp2bs (Postprandial blood sugar)	135	mg/dl	80-120 mg/dl

Done by Fully Auto Analyzer MIRA, A-1004

END OF REPORT



Dr. Nehal Tiwari
(MD)
Consultant Pathologist
(Reg. No. G-54530)

Dr. Priya Kriplani
(MD)
Consultant Pathologist
(Reg. No. G-46004)



BARODA DIAGNOSTIC LABORATORY

Name : SUNITABEN RANA
Ref By : iCure Heart and Diet Clinic

Age/Sex : 47 Yrs./
Date : 10/09/2022
Report ID. :

HAEMOGRAM PROFILE

Blood Group : " B "
Rh Factor : " POSITIVE "
(Anti D.)

(By Fully Automated Cell Counter Sysmex KX - 21, Japan)

END OF REPORT



Dr. Nehal Tiwari
(MD)
Consultant Pathologist
(Reg No. G-54530)

Dr. Priya Kriplani
(MD)
Consultant Pathologist
(Reg No. G-46004)