



Name: GITAKUMARI BIPLAV KUMAR	Ward: OPD
Lab ID: 00000280	Registration on: 30/03/2023 10:02:00
Age & Sex: 36 Year Female	Reported on: 12:15:44
Reference: VELOCITY HOSPITAL	Sample Type: BLOOD & URINE

MEDIWHEEL BELOW 40

Test	Observed Value	Unit	Biological Reference Interval
Haemoglobin	13.5	g/dL	12.0 - 16.0
Total RBC	5.10	mill./cm	4.00 - 5.20
Total WBC	5700	/cmm	4000 - 11000
Platelet Count	159000	/cmm	150000 - 450000
HCT	41.6	%	36.0 - 48.0
MCV	81.6	fL	80.0 - 100.0
MCH	26.5 L	pg	27.0 - 32.0
MCHC	32.5	g/dL	31.5 - 36.0
<u>DIFFERENTIAL COUNT</u>			
Neutrophils	70	%	40 - 70
Lymphocytes	25	%	20 - 40
Eosinophils	02	%	02-05
Monocytes	03	%	01-07
Basophils	00	%	00 - 02
Band Cells	00	%	0.0 - 6.0
<u>ABSOLUTE DIFFERENTIAL COUNT</u>			
Neutrophils	3990	/cumm	2000 - 7000
Lymphocytes	1425	/cumm	1000 - 3000
Eosinophils	114	/cumm	20 - 500
Monocytes	215	/cumm	200 - 1000
Basophils	0	/cumm	0 - 100
<u>GLR / NLR</u> (Neutrophil/Lymphocyte Ratio)	2.8		
<u>MENTZER INDEX</u>			
RDW-CV	12.9	%	11.1 - 14.1
RDW-SD	42.1	fl	
MPV	9.2	fl	
PCT	0.15	%	

DR. TEJAL BHATT
MD. PATHOLOGIST





Name: GITAKUMARI BIPLAV KUMAR	Ward: OPD
Lab ID 00000280	Registration on: 30/03/2023 10:02:00
Age & Sex: 36 Year Female	Reported on: 12:15:44
Reference: VELOCITY HOSPITAL	Sample Type: BLOOD & URINE

PDW 17.3 %


PERIPHERAL SMEAR EXAMINATION

RBC Morphology Normochromic and normocytic.
WBC Morphology Appear normal, Immature cells are not seen .
Platelets in Smear Adequate.

Malarial Parasites Not Detected.
ESR AFTER 1 HOUR 13 1.0 - 15.0

Blood Group "B"
Rh Factor NEGATIVE

NOTE Rh negative test confirmed by DU test.



DR. TEJAL BHATT
MD. PATHOLOGIST





Name: GITAKUMARI BIPLAV KUMAR	Ward: OPD
Lab ID: 00000280	Registration on: 30/03/2023 10:02:00
Age & Sex: 36 Year Female	Reported on: 12:15:45
Reference: VELOCITY HOSPITAL	Sample Type: BLOOD & URINE

BLOOD GLUCOSE TEST

Test	Observed Value	Unit	Biological Reference Interval
Sample <u>FASTING (FBS)</u> Blood Sugar-F	FLOURIDE PLASMA 92.8	mg/dL	70.00-110.00

Bhatt

DR. TEJAL BHATT
MD. PATHOLOGIST



Name: **GITAKUMARI BIPLAV KUMAR**

Ward: OPD

Lab ID: **00000280**

Registration on: 30/03/2023 10:02:00

Age & Sex: **36 Year | Female**

Reported on: 12:15:45


Reference: **VELOCITY HOSPITAL**Sample Type: **BLOOD & URINE**

HEMOGLOBIN A1c TEST

Test	Observed Value	Unit	Biological Reference Interval
<u>HbA1c</u>	5.8	%	> 8 : Action Suggested 7-8 : Good control < 7 : Goal 6.2-7 : Near Normal Glycemia < 6.2 : Non-diabetic Level
Mean Blood Glucose	119.8	mg/dL	80.0 - 140.0

Importance of HbA1c - Glycated Hb. in Diabetes Mellitus

- HbA1c, also known as Glycated Hemoglobin is the most important test for the assessment of long term blood glucose control (also called glycemic control)
- HbA1c reflects mean blood glucose concentration over past 6-8 weeks and provides a much better indication of long term glycemic control than blood glucose determination
- HbA1c is formed by non-enzymatic reaction between glucose and Hb. , this reaction is irreversible and therefore remains unaffected by short term fluctuations in blood glucose levels.
- Long term complications of diabetes such as retinopathy-eye complications, nephropathy-kidney complications and neuropathy-nerve complications, are potentially serious and can lead to blindness, kidney failure etc.
- Glycemic control monitored by HbA1c measurement using HPLC method-(Gold Standard) is considered most important. (Ref. National Glycohemoglobin Standardization Program -NGSP).

DR. TEJAL BHATT
MD. PATHOLOGIST

Name: **GITAKUMARI BIPLAV KUMAR**

Ward: OPD

Lab ID: **00000280**

Registration on: 30/03/2023 10:02:00


Age & Sex: **36 Year | Female**

Reported on: 12:15:45

Reference: **VELOCITY HOSPITAL**Sample Type: **BLOOD & URINE**

LIPID PROFILE

Test	Observed Value	Unit	Biological Reference Interval
Sample	Fasting Blood Serum		
Cholesterol	225.0 H	mg/dL	<200 Desirable 200-29 Borderline >240 High
Triglyceride	65.0	mg/dL	<150 Normal 150-199 Borderline 200-499 High >=500 Very High
HDL Cholesterol	59.3	mg/dL	40-60
VLDL	13.00	mg/dL	0.00 - 30.00
LDL Cholesterol	152.70 H	mg/dL	< 130 : Optimal 130 - 159 : Borderline High 160 - 189 : High >= 190 : Very High
LDL Chol. / HDL Chol. Ratio	2.58		1.0 - 3.4
Cholesterol / HDL Chol. Ratio	3.8 H		0 - 3.5
Total Lipid	638.1	mg/dl	400.0 - 1000.0

DR. TEJAL BHATT
MD. PATHOLOGIST

Name: **GITAKUMARI BIPLAV KUMAR**

Ward: OPD

Lab ID: **00000280**

Registration on: 30/03/2023 10:02:00

Age & Sex: **36 Year | Female**

Reported on: 12:15:45

Reference: **VELOCITY HOSPITAL**Sample Type: **BLOOD & URINE**

LIVER FUNCTION TEST

Test	Observed Value	Unit	Biological Reference Interval
BILIRUBIN			
Total Bilirubin	0.5	mg/dL	0.00 - 1.20
Direct Bilirubin	0.2	mg/dL	0.00 - 0.40
Indirect Bilirubin	0.30	mg/dL	0.00 - 1.00
SGPT(ALT)	15.3	U/L	0.0 - 40.0
SGOT (AST)	21.3	U/L	0.0 - 46.0
Alkaline Phosphatase	198.0	U/L	36.0 - 306.0
PROTEINS			
Total Protein	7.3	g/dL	6.0 - 8.0
Albumin	4.8	g/dL	3.50 - 5.50
Globulin	2.5	g/dL	2.5 - 4.0
A/G Ratio	1.9		

DR. TEJAL BHATT
MD. PATHOLOGIST

Name: **GITAKUMARI BIPLAV KUMAR**

Ward: OPD

Lab ID: **00000280**

Registration on: 30/03/2023 10:02:00


Age & Sex: **36 Year | Female**

Reported on: 12:15:45

Reference: **VELOCITY HOSPITAL**Sample Type: **BLOOD & URINE**

RENAL FUNCTION TEST

Test		Unit	
S. Creatinine	0.71	mg/dL	0.5-1.30
Bl. Urea	24.0	mg/dL	10.0 - 40.0
BUN	11.2	mg/dl	6.0 - 22.0
Uric Acid	3.9	mg/dL	2.6 - 6.0
PROTEINS			
Total Protein	7.3	g/dL	6.0 - 8.0
Albumin	4.8	g/dL	3.50 - 5.50
Globulin	2.5	g/dL	2.5 - 4.0
A/G Ratio	1.9		

DR. TEJAL BHATT
MD. PATHOLOGIST




Name: GITAKUMARI BIPLAV KUMAR	Ward: OPD
Lab ID: 00000280	Registration on: 30/03/2023 10:02:00
Age & Sex: 36 Year Female	Reported on: 12:15:45
Reference: VELOCITY HOSPITAL	Sample Type: BLOOD & URINE

URINE ANALYSIS

Test	Observed Value	Unit	Biological Reference Interval
Sample	Fresh Urine		
<u>PHYSICAL EXAMINATION</u>			
Quantity	10.0	mL	
Colour	Pale-Yellow		
Appearance	Sl.Turbid		Clear
pH	6.0		
Specific Gravity	1.020		
Sediments	Absent		Absent
<u>CHEMICAL EXAMINATION</u>			
Protein (Albumin)	Absent		Absent
Sugar	Absent		Absent
Bile Salts	Absent		Absent
Bile Pigment	Absent		Absent
Ketone	Absent		Absent
Occult Blood	Present (++)		Absent
Nitrite	Absent		Absent
Leukocyte Esterase	Present (+)		Absent
Urobilinogen	Normal		Normal
<u>MICROSCOPIC EXAMINATION</u>			
Pus Cells	20-25	/hpf	Absent
Red Blood Cells	18-20	/hpf	Absent
Epithelial Cells	10-12		Absent
Crystals	Absent		Absent
Amorphous material	Absent		Absent
Casts	Absent		Absent
Yeast	Absent		Absent
Bacteria	Present (++)		Absent
NOTE	Advice of urine culture.		

--- End of Report ---



DR. TEJAL BHATT
 MD. PATHOLOGIST

