



 Juran Chapra, Main Road
(Near Apex Hospital), Muzaffarpur
 9334191831, 8936818153
 Sunrisepathology2018@gmail.com

PATIENT ID	PTR-006247	COLLECTED ON	14-10-2023
PATIENT NAME	Mr. KUMAR SANJEEV	RECEIVED ON	14-10-2023/
AGE / SEX	34 Year-Male	REPORTING ON	25-10-2023/12:21PM
MOBILE NO.		BARCODE	231014002
SPECIMEN			
REF. BY			
REF. DOCTOR	DR.SELF	[COMPLETE BLOOD COUNT]	


TEST NAME	VALUE	UNITS	NORMAL RANGE
HEMOGLOBIN	13.8	g/dL	13.0-18.0
PCV	41.5	%	35.00 - 55.00
RED BLOOD CELLS	5.20	10 ¹² /L	4.5-6.0
MCV (METHOD : Electrical Impedance)	79.81	fL	76.0-96.0
MCH (METHOD : CALCULATED)	26.54	pq	27.0-32.0
MCHC (METHOD : CALCULATED)	33.25	gm%	32.0-37.0
RED CELL DISTRIBUTION WIDTH	14.3	%	11.5-15.0
TOTAL LEUCOCYTES COUNT	8.6	X 10 ³ / uL	4-10.5
DIFF. LYMPHO COUNT		%	
NEUTROPHILLS.	56	%	40-75
LYMPHOCYTES.	37	%	20-40
MONOCYTES.	3	%	2-10
EOSNPHILLS.	4	%	1-6
BASOPHILLS.	0	%	0.00 - 2.00
ABSOLUTE COUNT			
NEUTROPHILS – ABSOLUTE COUNT	4.82	X 10 ³ / uL	2.00 - 7.00
LYMPHOCYTES – ABSOLUTE COUNT	3.18	X 10 ³ / uL	1.00 - 3.00
MONOCYTES – ABSOLUTE COUNT	0.26	X 10 ³ / uL	0.20 - 1.00
EOSINOPHILS – ABSOLUTE COUNT	0.34	X 10 ³ / uL	0.00 - 0.50
BASOPHILS – ABSOLUTE COUNT	0.00	X 10 ³ / uL	0.00 - 0.10
PLATELATE COUNT	202	X 10 ³ / uL	150-450

If platelet count does not correlate clinically, it should be repeated with fresh sample, Platelet result is very sensitive to collection method, if blood does not flow freely out of vein due to any reason, it may give false result.

***PLEASE CORRELATE WITH CLINICAL CONDITIONS.**






**DR. V. TIWARI (MBBS, MD), LAB
HEAD**




**DR. M.D. ALI MUZAFFAR
MBBS, MD (PATH)
CONSULTANT PATHOLOGIST.**

* This test has been Processed at this Lab , . *This test Results are to used for help in diagnosing medical disease




 Juran Chapra, Main Road
(Near Apex Hospital), Muzaffarpur
 9334191831, 8936818153
 Sunrise pathology2018@gmail.com


PATIENT ID	PTR-006247	COLLECTED ON	14-10-2023
PATIENT NAME	Mr. KUMAR SANJEEV	RECEIVED ON	14-10-2023/
AGE / SEX	34 Year-Male	REPORTING ON	25-10-2023/12:21PM
MOBILE NO.		BARCODE	231014002
SPECIMEN			
REF. BY			
REF DOCTOR	DR. SELF	[EXAMINATION OF URINE ROUTINE]	

TEST NAME	VALUE	UNITS	NORMAL RANGE
PHYSICAL .			
QUANTITY	20	ml	
COLOUR.	Pale yellow		
APPEARANCE	Clear		CLEAR
SEDIMENT	Nil		ABSENT
SPECIFIC GRAVITY	1.020		1.01 - 1.030
CHEMICAL.			
REACTION PH	6.0		4.50 - 8.00
PROTEIN .	DETECTED(+)		NOT DETECTED
GLUCOSE	NOT DETECTED		NOT DETECTED
BLOOD	NOT DETECTED		NOT DETECTED
KETONE	NOT DETECTED		NOT DETECTED
NITRITE	NOT DETECTED		NOT DETECTED
BILIRUBIN	NOT DETECTED		NOT DETECTED
UROBILINOGEN	NOT DETECTED		NOT DETECTED
MICROSCOPY .			
PUS CELLS	2-4	/hpf	0-4/HPF
R.B.C.	NOT DETECTED	/hpf	
EPITHELIAL CELLS	2-3	/hpf	0-3/HPF
CAST	NOT DETECTED		NOT DETECTED
CREASTAL	CALCIUM OXALATE DETECTED		NOT DETECTED
BACTERIA	NOT DETECTED		NOT DETECTED
OTHERS	-		NOT DETECTED

*PLEASE CORRELATE WITH CLINICAL CONDITIONS.






**DR. V. TIWARI (MBBS, MD), LAB
HEAD**




CONSULTANT PATHOLOGIST.


* This test has been Processed at this Lab , . *This test Results are to used for help in diagnosing medical disease



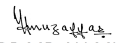
 Juran Chapra, Main Road
 (Near Apex Hospital), Muzaffarpur
 9334191831, 8936818153
 Sunrisepathology2018@gmail.com

PATIENT ID	PTR-006247	COLLECTED ON	14-10-2023	
PATIENT NAME	Mr. KUMAR SANJEEV	RECEIVED ON	14-10-2023/	
AGE / SEX	34 Year-Male	REPORTING ON	25-10-2023/12:21PM	
MOBILE NO.		BARCODE	231014002	
SPECIMEN				
REF. BY				
REFERRING DOCTOR	DR.SELF	VALUE	UNITS	NORMAL RANGE

BLOOD GROUP			
BLOOD GROUP		"O"	
RH TITRATION		Negative	






DR. V. TIWARI (MBBS, MD), LAB HEAD




**DR. M.D. ALI MUZAFFAR
 MBBS, MD (PATH)
 CONSULTANT PATHOLOGIST.**

* This test has been Processed at this Lab , . *This test Results are to used for help in diagnosing medical disease




 Juran Chapra, Main Road
(Near Apex Hospital), Muzaffarpur
 9334191831, 8936818153
 Sunrise pathology2018@gmail.com

PATIENT ID	PTR-006247	COLLECTED ON	14-10-2023
PATIENT NAME	Mr. KUMAR SANJEEV	RECEIVED ON	14-10-2023/
AGE / SEX	34 Year-Male	REPORTING ON	25-10-2023/12:21PM
MOBILE NO.		BARCODE	231014002
SPECIMEN			
REF. BY			
REPORTING DOCTOR	DR.SELF	VALUE	UNITS NORMAL RANGE

REPORTING DOCTOR	DR.SELF	VALUE	UNITS	NORMAL RANGE
STOOL EXAMINATION ROUTINE				
COLOUR		Yellowish		
Form and Consistency		Semi Solid		Semi Solid
mucus		Absent		ABSENT
VISIBLE BLOOD		Absent		ABSENT
REACTION		Alkaline		ALKALINE
PUS CELLS		0-1	/hpf	0-5
RBC		NOT DETECTED	/hpf	NOT DETECTED
CYSTS		NOT SEEN		NOT SEEN
Occult Blood		-		NOT SEEN
OTHER OBSERVATIONS		-		NOT SEEN
OVA		NOT SEEN		NOT SEEN
REDUCING SUGAR		NOT SEEN		NOT DETECTED
UNDIGESTED FOOD PARTICLES		Absent		






**DR. V. TIWARI (MBBS, MD), LAB
HEAD**




**DR. M.D. ALI MUZAFFAR
MBBS, MD (PATH)
CONSULTANT PATHOLOGIST.**

* This test has been Processed at this Lab , . *This test Results are to used for help in diagnosing medical disease



 Juran Chapra, Main Road
 (Near Apex Hospital), Muzaffarpur
 9334191831, 8936818153
 Sunrisepathology2018@gmail.com

PATIENT ID	PTR-006247	COLLECTED ON	14-10-2023
PATIENT NAME	Mr. KUMAR SANJEEV	RECEIVED ON	14-10-2023/
AGE / SEX	34 Year-Male	REPORTING ON	25-10-2023/12:21PM
MOBILE NO.		BARCODE	231014002
SPECIMEN			
REF. BY			
REFERRING DOCTOR	DR.SELF	VALUE	UNITS NORMAL RANGE

BLOOD GLUCOSE (F)	98	mg/dL	70.00 - 110.00
-------------------	----	-------	----------------




(METHOD : PHOTOMETRY)



DR. V. TIWARI (MBBS,MD),LAB
HEAD


 DR. M.D. ALI. MUZAFFAR
 MBBS, MD (PATH)
CONSULTANT PATHOLOGIST.

* This test has been Processed at this Lab , . *This test Results are to used for help in diagnosing medical disease



 Juran Chapra, Main Road
(Near Apex Hospital), Muzaffarpur
 9334191831, 8936818153
 Sunrisepathology2018@gmail.com


PATIENT ID	PTR-006247	COLLECTED ON	14-10-2023
PATIENT NAME	Mr. KUMAR SANJEEV	RECEIVED ON	14-10-2023/
AGE / SEX	34 Year-Male	REPORTING ON	25-10-2023/12:21PM
MOBILE NO.		BARCODE	231014002
SPECIMEN			
REF. BY			
TESTER/DOCTOR	DR.SELF	VALUE	UNITS NORMAL RANGE
ERYTHROCYTE SEDIMENTATION RATE		14	mm / hr 0 - 20

COMMENTS :-


An ESR does not specifically diagnose any diseases, but it can provide information about whether or not there is inflammation in your body.

If your results are not in the normal range, it doesn't necessarily mean you have a medical condition that requires treatment. A moderate ESR may indicate pregnancy, menstruation, or anemia, rather than an inflammatory disease. Certain medicines and supplements can also affect your results. These include birth control, contraceptives, aspirin, cortisone, and vitamin A. Be sure to tell your health care provider about any drugs or supplements you are taking.

(METHOD : DONE BY AUTOMETED ESR ANYLAZER)






**DR. V. TIWARI (MBBS, MD), LAB
HEAD**





**DR. M.D. ALI MUZAFFAR
MBBS, MD (PATH)
CONSULTANT PATHOLOGIST.**

* This test has been Processed at this Lab , . *This test Results are to used for help in diagnosing medical disease

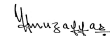


 Juran Chapra, Main Road
 (Near Apex Hospital), Muzaffarpur
 9334191831, 8936818153
 Sunrisepathology2018@gmail.com

PATIENT ID	PTR-006247	COLLECTED ON	14-10-2023	
PATIENT NAME	Mr. KUMAR SANJEEV	RECEIVED ON	14-10-2023/	
AGE / SEX	34 Year-Male	REPORTING ON	25-10-2023/12:21PM	
MOBILE NO.		BARCODE	231014002	
SPECIMEN				
REF. BY				
REFERRING DOCTOR	DR.SELF	VALUE	UNITS	NORMAL RANGE
BLOOD UREA		20	mg/dl	10.00 - 45.00



**DR. V. TIWARI (MBBS, MD), LAB
HEAD**






DR. M.D. ALI MUZAFFAR
MBBS, MD (PATH)

CONSULTANT PATHOLOGIST.

* This test has been Processed at this Lab , . *This test Results are to used for help in diagnosing medical disease



 Juran Chapra, Main Road
(Near Apex Hospital), Muzaffarpur
 9334191831, 8936818153
 Sunrisepathology2018@gmail.com

PATIENT ID	PTR-006247	COLLECTED ON	14-10-2023	
PATIENT NAME	Mr. KUMAR SANJEEV	RECEIVED ON	14-10-2023/	
AGE / SEX	34 Year-Male	REPORTING ON	25-10-2023/12:21PM	
MOBILE NO.		BARCODE	231014002	
SPECIMEN				
REF. BY				
REPORTING DOCTOR	DR.SELF	VALUE	UNITS	NORMAL RANGE
SERUM CREATININE		0.98	mg/dl	0.6-1.40




(METHOD : PHOTOMETRY)



DR. V. TIWARI (MBBS, MD), LAB
HEAD



DR. M.D. ALI MUZAFFAR
 MBBS, MD (PATH)
CONSULTANT PATHOLOGIST.

* This test has been Processed at this Lab , . *This test Results are to used for help in diagnosing medical disease

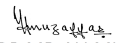


 Juran Chapra, Main Road
 (Near Apex Hospital), Muzaffarpur
 9334191831, 8936818153
 Sunrisepathology2018@gmail.com

PATIENT ID	PTR-006247	COLLECTED ON	14-10-2023	
PATIENT NAME	Mr. KUMAR SANJEEV	RECEIVED ON	14-10-2023/	
AGE / SEX	34 Year-Male	REPORTING ON	25-10-2023/12:21PM	
MOBILE NO.		BARCODE	231014002	
SPECIMEN				
REF. BY				
REFERRING DOCTOR	DR.SELF	VALUE	UNITS	NORMAL RANGE
SGPT		51	U/l	0 - 45






**DR. V. TIWARI (MBBS, MD), LAB
HEAD**




**DR. M.D. ALI MUZAFFAR
MBBS, MD (PATH)
CONSULTANT PATHOLOGIST.**


* This test has been Processed at this Lab , . *This test Results are to used for help in diagnosing medical disease



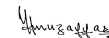
 Juran Chapra, Main Road
(Near Apex Hospital), Muzaffarpur
 9334191831, 8936818153
 Sunrisepathology2018@gmail.com

PATIENT ID	PTR-006247	COLLECTED ON	14-10-2023	
PATIENT NAME	Mr. KUMAR SANJEEV	RECEIVED ON	14-10-2023/	
AGE / SEX	34 Year-Male	REPORTING ON	25-10-2023/12:21PM	
MOBILE NO.		BARCODE	231014002	
SPECIMEN				
REF. BY				
TEST DIRECTOR	DR.SELF	VALUE	UNITS	NORMAL RANGE
TOTAL CHOLESTEROL		140	mg/dl	50 - 200

*PLEASE CORRELATE WITH CLINICAL CONDITIONS.
(METHOD : PHOTOMETRY)



**DR. V. TIWARI (MBBS, MD), LAB
HEAD**



DR. M.D. ALI MUZAFFAR
MBBS, MD (PATH)

CONSULTANT PATHOLOGIST.

* This test has been Processed at this Lab , . *This test Results are to used for help in diagnosing medical disease

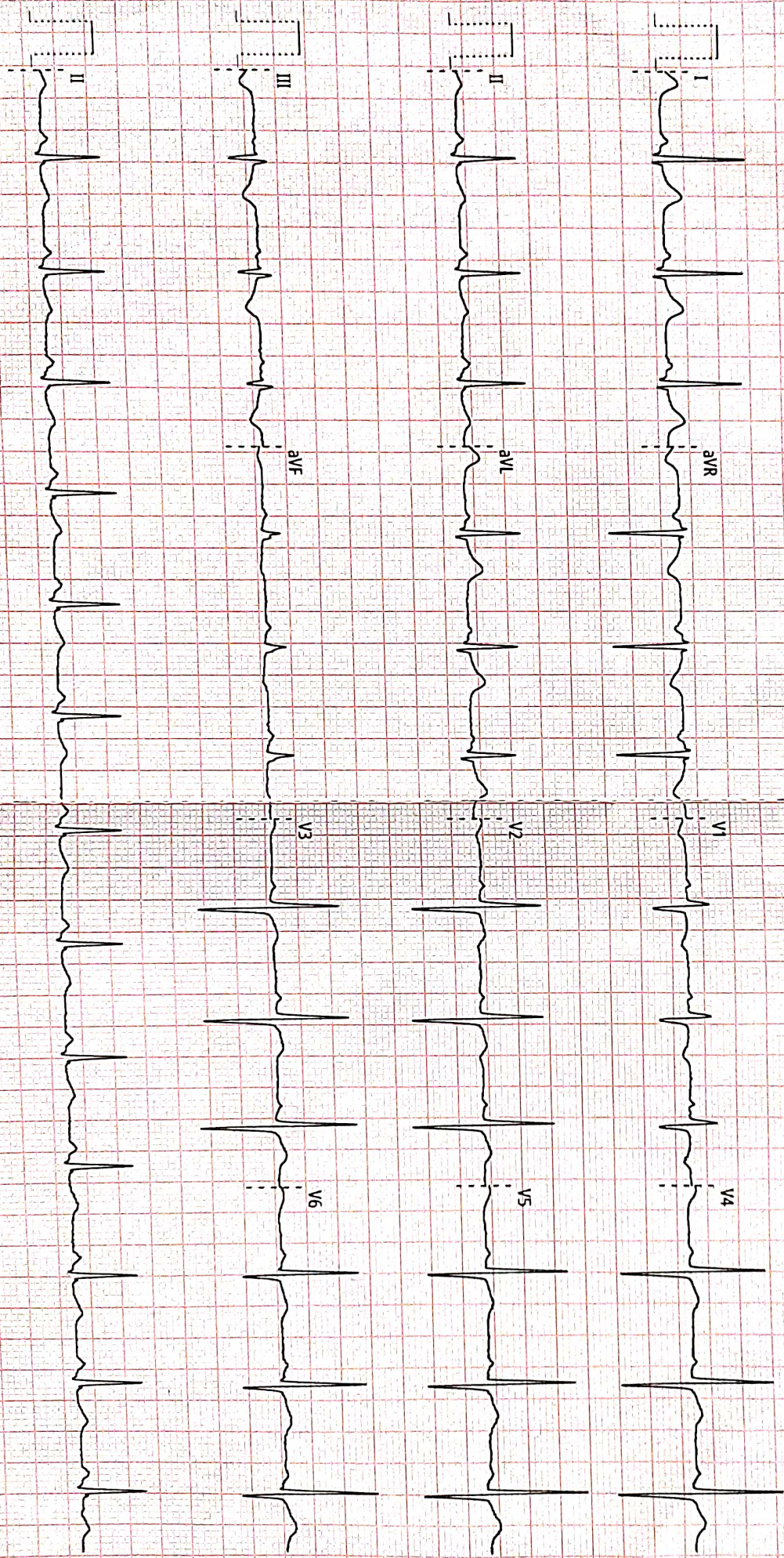
SUNRISE PATHOLOGY ECG report

Confirm and sign:

ID : 20231014120024
Name : MR, KUMAR SANJEEV
Gender : M
Age : 37 Years
Dept :
Bed No.:

HR : 85 bpm
PR : 126 ms
QRS : 90 ms
QT/QTc : 356/400 ms
P/QRS/T : 37/25/-8°
RV5/SV1 : 1.50/20.542 mv
RV5-SV1 : 2.044 mv

<<Interpretations >>
Sinus rhythm
Inferior T wave abnormality
~ is nonspecific.
Borderline ECG



ECG 105 1 A 25 Simultaneous

Examination time: 2023-10-14 12:02:07

MAA DIGITAL X-RAY E.E.G&E.C.G
CENTAR JURAN CHHAPRA ROD NO 2
OPP.K.D.K.M.HOSPITALMUZAFFARPUR

Name: MR. SANJEEV	AGE/Sex: 38YRS/M
Ref By: DR. SELF	Date: 14/10/23

RADIOGRAPH OF CHEST PA VIEW

Observations:

Visualized bilateral lungs field appear clear.

Bilateral costophrenic angles appear normal.

Cardiac shadow appears normal.

Visualized ribcage appears normal.

Impression:

X RAY CHEST VIEW SHOWS NORMAL STUDY AS DESCRIBED.

Please correlate clinically.



DR. BHAVESH PATEL

MBBS. DNB (RADIOLOGY)

Disclaimer:

It is an online interpretation of medical imaging based on clinical data. All modern machines/procedures have their own limitation. If there is any clinical discrepancy, this investigation may be repeated or reassessed by other tests. Patient's identification in online reporting is not established, so in no way can this report be utilized for any medico legal purpose. In case of any discrepancy due to typing error or machinery error please get it rectified immediately. For Any Query please call us at +91-9569874264, +0532-4034840



IAS

ACCREDITED™
Management Systems
Certification Body
MSCB-174



Juran Chapra, Main Road
(Near Apex Hospital), Muzaffarpur
9334191831, 8936818153
sunrisepathology2018@gmail.com
Reg. No.: 700 / ISO 9001:2015

MEDICAL FITNESS CERTIFICATE

(To be signed by a registered medical practitioner holding a Medical degree)

This is to certify that Mr./Ms*. KUMAR SANJEEV son/daughter of
Shri _____ of aged 34 years. Based on the examination, I certify
that he/she is in good mental and physical health and is free from any physical
defects such a deafness, colour blindness, and any chronic or contagious diseases.

Signature of the Candidate: _____ .

Place:

Date:

Dr. MD. Ali Muzaffar
M.D. Path.
Reg. No. 34765
Dr. MD. Ali Muzaffar

MD.Path.
Name & Signature of the Medical Officer

R

23101400304 SANJEEV KUMAR 38Y CHEST PA DR.SELF
MA DIGITAL X-RAY EEG & ECG CENTER

M