

10 Sep 2021 9:21:31 am

Adajan
Surat
Gujarat
george




ES, Mention the dates.

sure to a confirmed Covid-19 case OR to Suspre

Two Weeks?

you visited a he



ಜಾರ್ಜ್ ಟಿರ್ಕಿಯ

George Tirkey

ಪುಟ್ಟಿನ ತೆಡ / DOB: 24/12/1980

ಪುರುಷರು / MALE



3459 0776 1802

ನಾ ಆದಾರ್ - ನಾ ಸುಧಂಪು

STOOL EGG PFT ENT TMT ECHO PHY/ MER ETT FITNESS DENTAL

that withholdin
ation fighting th

Have you visited a health care facility...

...ature of the P

...above inform

...information i

...lemic.

TS:

URINE

STOOL

EKG

PP

...

MER

EYE

FITT

BREAKFAST

PPBS (TIME)

AUDIO

DIET

DE



भारतीय विहित षचान प्रधिकरण
UNIQUE IDENTIFICATION AUTHORITY OF INDIA

విరునామా:

Address:

తండ్రి పేరు / తల్లి పేరు: బద్రిబాస్

S/O: Barnabas Tirkey, Flat No

పట్టణం, ప్లాట్ నెం 402, 4వ

402, 4th Floor, Sri Datta Sai

ఫ్లోర్, శ్రీ దత్త సాయి నిలయం,

Nilayam, Pillar No 137,
Vasudeva Reddy Nagar,

పిల్లర్ నెం 137, వాసుదేవ రెడ్డి

Attapur, K.V. Rangareddy,
Telangana - 500048

నగర్, రాజేంద్రనగర్, కె.వి.రంగారెడ్డి,

తెలంగాణ - 500048

3459 0776 1802

MERA AADHAAR, MERI PEHACHHAN

stand that with
population fig



HEALTH CHECK-UP SUMMARY

Name: George Turkey

Date: 10-09-2021

Email ID:

Sex: male Age: 41 Years Contact No: 9550374007 Remarks:

Under-weight	-
Normal	-
Over-weight	✓

i> BMI

Height (in Cm): <u>168</u>	Weight (in Kg): <u>74</u>	BMI: <u>26.2</u>
Hip (in Cm): <u>99</u>	Waist (in Cm): <u>94</u>	Hip to Waist Ratio: <u>1.05</u>

ii> Blood Pressure & Pulse

120/70 mmHg
78 / min

If high or low, whether the person is on medication: YES / NO

Thyroid. C 24?
7951 Thyroxine.

iii> Blood Tests & Lung Function Remarks

no

If abnormal, whether the person is on medication: YES / NO

iv> Eye Test Remarks

Eye Sight:	<u>normal</u>	<u>6/6</u>
Color Vision:	<u>normal</u>	<u>6/6</u>

v> Heart Disease

Whether any specific heart ailment detected (ECG findings):
no Normal

vi> Any other problems needing attention / Overall Assessment :

no
FIT with TREATMENT.

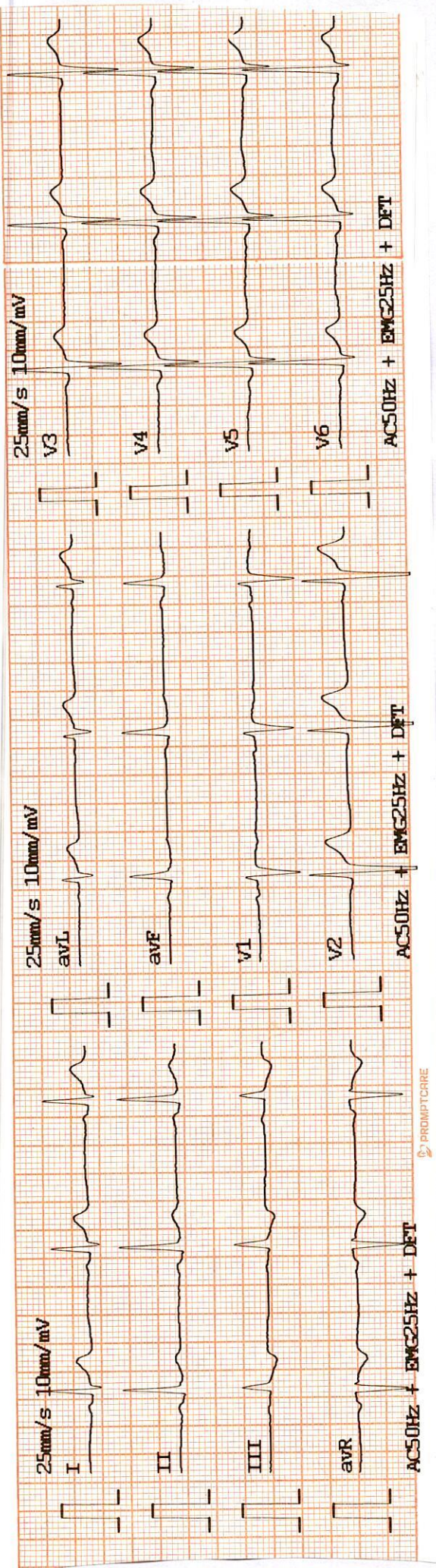
George

Revival Diagnostic
401, Aqua Corridor,
B/s. Star Bazar, surat-395009
Mo. 91062-28601

C. B. Patel
Signature of the Doctor

Dr. Chirag Patel
649432

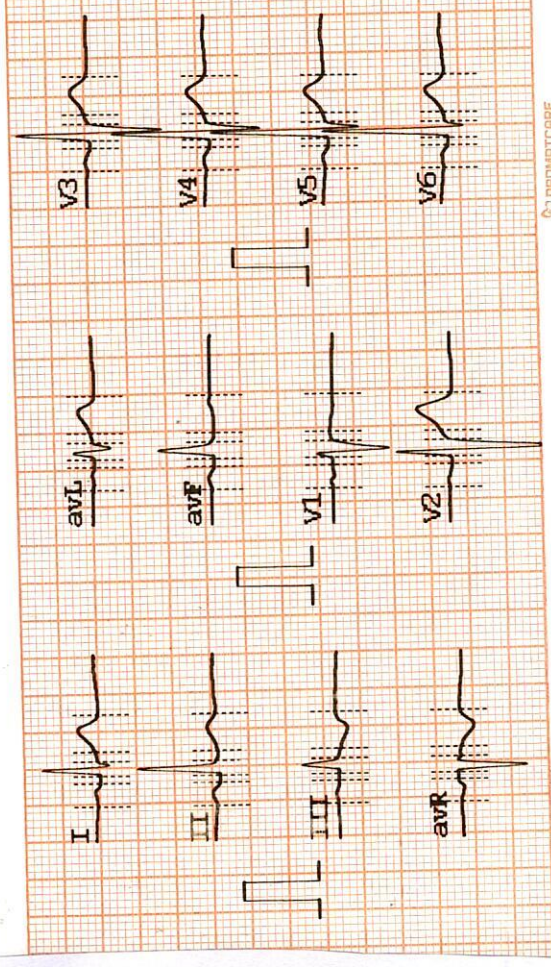
Laboratory Test Result are Subject to technical limitation and should be clinically correlate for Revival Diagnostics



PROMPTCARE

Date : 2021-09-10 22:10:54
 ID : 0000008
 Name : George tirkey
 Sex : male
 Age : 70
 Weight : 74

HR : 57 (bpm)
 PR : 162 (ms)
 P : 122 (ms)
 QRS : 88 (ms)
 T : 198 (ms)
 QT/QTc : 336/327 (ms)
 P/QRS/T : 47.1/54.9/47.7
 R (V5)/S (V1) : 1.565/0.762 (mV)
 R (V5)+S (V1) : 2.327 (mV)



PROMPTCARE

Revival Diagnostic
 401, Aqua Corridor,
 B/s. Star Bazar, Surat-395009.
 Mo. 91062-28601

DR. ADITI PATEL
 M.B.B.S., D. CARD (MUM)
 CLINICAL CARDIOLOGIST
 REG. NO. G-42901



Name : GEORAGE - TIRKEY
Age/Sex : 40 Yrs. Male
UHID : 11633
Ref. By Dr : MEDI WHEEL

Date : 10-Sep-2021
Rec No : 5091

ECG

Test	Observed Value	Biological Reference Interval
------	----------------	-------------------------------

ECG

1. Sinus Rhythm Bradycardia.
2. Heart rate is 57 beats per minute.
3. Normal P,QRS,T wave axis.
4. Normal PR,QRS,Q.T. Duration.
5. No pathological q wave or ST-T changes seen.
6. No evidence of chamber hypertrophy or enlargement seen.

IMPRESSION : ECG WITHIN NORMAL LIMITS.

DR. ADITI PATEL
M.B.B.S., D/CARD
CLINICAL CARDIOLOGIST
REG.NO.G-42901

Revival Diagnostic
401, Aqua Corridor,
B/s. Star Bazar, Surat-395009.
Mo. 91062-28601

Laboratory Test Result are Subject to technical limitation and should be clinically correlate for final diagnosis

📍 4th Floor, Aqua Corridor, Hazira Road, Adajan Paal, Surat-395009.

☎ 0261 2747788

✉ revivaldiagnostics.surat@gmail.com

🌐 www.revivaldiagnostics.com

This medical report is not intended for medico-legal purposes.



Name : GEORAGE - TIRKEY
Age/Sex : 40 Yrs. Male
UHID : 11633
Ref. By Dr. : MEDI WHEEL

Date : 10-Sep-2021 1:00 pm
Receipt No : 5091

CBC HAEMOGRAM

PARAMETER	RESULT	UNITS	NORMAL RANGE
Hemoglobin	11.4	gm/dL	13.5-18.0
RBC Count	5.08	m/c.mm.	4.5-6.5
WBC Count	4800	c. mm.	4,000 - 10,000
Platelet Count	1.58	c. mm.	1.5 Lac - 4.5 Lac
Blood Indices			
Hematocrit (PCV)	39.7	%	39-54 %
MCV	78.1	fl	75-96
MCH	22.4	pg	27-32
MCHC	28.7	g/dL	30-36
RDW	15.0	%	11- 16
ESR (WINTORBE)	11	mm./hr.	0-20
DIFF WBC Count			
Neutrophils	52	%	40-75
Lymphocytes	43	%	20-50
Eosinophils	03	%	1-6
Monocytes	02	%	2-10
Basophils	00	%	0-5
Band Form	00	%	0-5

Smear Study

Platelets in Smear : Adequate
Malarial Parasites : Malarial Parasites Not Detected
Blood Group : "B"
RH Factor : Positive

Revival Diagnostic
401, Aqua Corridor,
B/s. Star Bazar, Surat-395009
Mo. 91062-28601

Lab Technician/Technologist
Zarna K Gandhi (Msc. Biotech)

Pathologist
Dr. Mihir Icecreamwala

Operator Name: Zarna Gandhi Print Date & Time: 10-Sep-2021, 04:20:00PM
Laboratory Test Result are Subject to technical limitation and should be clinically correlate for final diagnosis

4th Floor, Aqua Corridor, Hazira Road, Adajan Paal, Surat-395009.

0261 2747788

revivaldiagnostics.surat@gmail.com

www.revivaldiagnostics.com

This medical report is not intended for medico-legal purposes.

REVIVAL DIAGNOSTICS



Name : GEORAGE - TIRKEY
Age/Sex : 40 Yrs./Male
UHID : 11633
Ref. By Dr. : MEDI WHEEL

Date : 10-Sep-2021 1:00 pm
Rec. No : 5091

BIOCHEMISTRY

TEST	RESULTS	Unit	REFERENCE RANGE
GGT	: 33	U/L	5 - 50 U/L
SGOT	: 38	U/L	0 - 50 U/L
SGPT	: 29	U/L	0 - 50 U/L
Alkaline Phosphatase	: 84	IU/l	38 - 126 IU/l
Total Bilirubin	: 0.6	mg/dl	0.2 - 1.2 mg/dl
Direct Bilirubin	: 0.3	mg/dl	0.1 - 0.4 mg/dl
Indirect Bilirubin	: 0.3	mg/dl	0.1 - 0.8 mg/dl
Blood Urea Nitrogen (BUN)	: 13	mg/dl	9 - 20 mg/dl
Creatinine	: 1.2	mg/dl	0.5 - 1.5 mg/dl
Uric Acid	: 6.8	mg/dl	4 - 8.5 mg/dl
Blood Sugar - F	: 85	mg/dL	70 - 110 mg/dL
Urine Sugar - F	: Absent		
Urine Ketone - F	: Absent		
Blood Sugar- PP	: 101	mg/dL	80 - 140 mg/dL
Urine Sugar - PP	: Absent		
Urine Ketone - PP	: Absent		
Total Protein	: 6.9	gm/dl	6.3 - 8.2 gm/dl
S.Albumin	: 4.0	gm/dl	3.7 - 5.3 gm/dl
Globulin	: 2.9	gm/dl	2.4 - 3.2 gm/dl

Lab Technician/Technologist
Zarna K Gandhi (Msc. Biotech)

Revival Diagnostic
401, Aqua Corridor,
B/s. Star Bazar, Surat-395009
No. 91062-28601


Pathologist
Dr. Mihir Icecreamwala

Operator Name : Zarna Gandhi

Print Date & Time : 10-Sep-2021

Laboratory Test Result are Subject to technical limitation and should be clinically correlate for final diagnosis

REVIVAL DIAGNOSTICS



A/G Ratio

: 1.38

gm/dl

1 - 2.3 gm/dl



REVIVAL
DIAGNOSTICS

Revival Diagnostic

401, Aqua Corridor,
B/s. Star Bazar. Surat-395009
Mo. 91-92-26001

Lab Technician/Technologist
Zarna K Gandhi (Msc. Biotech)


Pathologist
Dr. Mihir Icecreamwala

Operator Name : Zarna Gandhi

Print Date & Time : 10-Sep-2021

Laboratory Test Result are Subject to technical limitation and should be clinically correlate for final diagnosis

📍 4th Floor, Aqua Corridor, Hazira Road, Adajan Paal, Surat-395009.
☎ 0261 2747788 ✉ revivaldiagnostics.surat@gmail.com 🌐 www.revivaldiagnostics.com

This medical report is not intended for medico-legal purposes.



Name : GEORAGE - TIRKEY

Date : 10-Sep-2021

Age/Sex : 40 Yrs. Male

01:00:07PM

UHID : 11633

Receipt No : 5091

Ref. By Dr. : MEDI WHEEL

REPORT OF SERUM LIPID PROFILE

Test	Result	Reference Range
Serum Cholesterol	210	Normal : Less than 200 mg / dl Borderline : 200 to 239 mg / dl Undesirable : More than 240 mg / dl
Serum Triglyceride	114	Normal : Less than 150 mg / dl Borderline High : 150 to 199 mg / dl High : 200 - 499 mg / dl Very High : More than 500 mg / dl
Serum HDL - Cholesterol (Good Cholesterol)	50	Desirable : More than 55 mg / dl Borderline : 35 to 55 mg / dl Undesirable : Less than 35 mg / dl
Serum LDL - Cholesterol (Bad Cholesterol)	137.2	Optimal : Less than 100 mg / dl Above Optimal : 100 - 129 mg / dl Borderline High : 130 to 159 mg / dl High : 160 to 189 mg / dl Very High : More than 190 mg / dl
VLDL	22.8	Normal : 5 to 30 mg / dl
Chol. / HDL - Chol. Ratio	4.2	Low Risk : Less than 3.8 Medium Risk : 3.8 to 5.9 High Risk : More than 6
LDL / HDL - Chol. Ratio	2.74	Low Risk : Less than 3.55 Medium Risk : 3.55 - 4 High Risk : More than 6

Lab Technician/Technologist
Zarna K Gandhi (Msc. Biotech)

Revival Diagnostic
401, Aqua Corridor,
B/s. Star Bazar, Surat-395009
Mo. 91062-28601


Pathologist
Dr. Mihir Icecreamwala

Operator Name: Zarna Gandhi

PrintDate & Time: 10-Sep-2021 04:19:00PM

Laboratory Test Result are Subject to technical limitation and should be clinically correlate for final diagnosis



Name : GEORAGE - TIRKEY
Age/Sex : 40 Yrs. / Male
UHID : 11633
Ref. By Dr. : MEDI WHEEL

Date : 10-Sep-2021 1:00 pm
Receipt No : 5091

ROUTINE URINE EXAMINATION REPORT

PHYSICAL EXAMINATION :

Quantity : 25 ml
Colour : Pale Yellow
Appearance : Clear
Reaction : Acidic
Specific Gravity : 1.005

CHEMICAL EXAMINATION :

Proteins : Absent
Sugar : Absent
Acetone : Absent
Bile Salts : Absent
Bile Pigments : Absent
Urobilinogen : Normal
O.B.T. : Negative

MICROSCOPIC EXAMINATION :

Pus Cells : 1-2/hpf.
R. B. C. : Absent
Epithelial Cells : 2-3/hpf.
Bacteria : Absent
Casts : Absent
Crystals : Absent
Yeast cell : Absent
Mucus : Absent
Other Findings : NIL

Lab Technician/Technologist
Zarna K Gandhi (Msc. Biotech)

Revival Diagnostic
401, Aqua Corridor,
B/s. Star Bazar, Surat-395009
Mo. 91062-28601


Pathologist
Dr. Mihir Icecreamwala

Laboratory Test Result are Subject to technical limitation and should be clinically correlate for final diagnosis

Operator Name: Zarna Gandhi

Print Date & Time: 10-Sep-2021 04:20:00PM

☎ 0261 2747788

✉ revivaldiagnostics.surat@gmail.com

🌐 www.revivaldiagnostics.com

This medical report is not intended for medico-legal purposes.



Name : GEORAGE - TIRKEY

Date : 10-Sep-2021

Age/Sex : 40 Yrs. Male

Receipt No : 5091

UHID : 11633

Ref. By Dr. : MEDI WHEEL

REPORT OF GLYCOSYLATED HEMOGLOBIN [HbA1C]

Parameter	Result	Unit	Biological Reference Interval
Hemoglobin A1C(HbA1C)	5.0	%	HbA1C Degree of Glucose Control < 5.6 % Non Diabetics 5.7 - 6.4 % Prediabetics > = 6.5 % Diabetics

(REF : Wallace, 11th Edition)

REMARKS:

- 6 - 7 % Excellent Control
- 7 - 8 % Good Control
- 8 -10 % Unsatisfactory Control
- > 10 % Poor Control

Method : High performance liquid chromatography (HPLC)

MEAN BLOOD GLUCOSE OVER THE PAST 60 DAYS FROM THE HbA1C RESULT : 000 mg/dl

Remarks : GHb test is useful for the long term control and monitoring of diabetes mellitus since it reflects the integration of blood glucose levels during past 4-8 weeks.

Revival Diagnostics
401, Aqua Corridor,
B/s. Star Bazar, Surat-395009
Mo. 91062-28601

Lab Technician/Technologist
Zarna K Gandhi (Msc. Biotech)
Operator Name :Zarna Gandhi

Pathologist
Dr. Mihir Icecreamwala
Print Date & Time :10-Sep-2021 04:19:00PM

Laboratory Test Result are Subject to technical limitation and should be clinically correlate for final diagnosis



Name : GEORAGE - TIRKEY
Age/Sex : 40 Yrs. Male
UHID : 11633
Ref. By Dr. : MEDI WHEEL

Date : 10-Sep-2021
Receipt No : 5091
Sample Received On : 10-Sep-21 1:00 pm

REPORT OF TUMOR MARKERS

Test	Result	Normal Range
PROSTATE SPECIFIC ANTIGEN (PSA)	: 0.35	ng/ml [0.0 - 2.5 ng/ml] 40 - 49 Years [0.0 - 3.5 ng/ml] 50 - 59 Years [0.0 - 4.5 ng/ml] 60 - 69 Years [0.0 - 5.5 ng/ml] 70 - 79 Years



Revival Diagnostic

401, Aqua Corridor,
B/s. Star Bazar, Surat-395009
Mo. 91062-28601


Lab Technician/Technologist
Zarna K Gandhi (Msc. Biotech)
Operator Name: Zarna Gandhi


Pathologist
Dr. Mihir Icecreamwala
PrintDate & Time: 10-Sep-2021

Method: - Test performed on Automated Chemiluminescence Assay [COBAS E411, ROCHE]
Corrobrative clinicopathologic correlation is essential for final diagnosis. Test reports are subjected to technical limitation and should be clinically co-related. Laboratory may be contacted if required.

Laboratory Test Result are Subject to technical limitation and should be clinically correlate for final diagnosis



Name : GEORAGE - TIRKEY

Date : 10-Sep-2021 1:00
pm

Age/Sex : 40 Yrs. Male

Receipt No : 5091

UHID : 11633

Ref. By Dr. : MEDI WHEEL

THYROID TEST

TEST	RESULT	NORMAL RANGE
T3	1.70	0.87 - 1.78 ng/ml
T4	8.92	4.60 - 13.5 ug/dl
TSH	2.69	0.50 - 5.50 uIU/ml 5.5 to 15 uIU/ml - Suggested Clinical co-relation Or Repeat test with new sample as physiological factors can give falsely high TSH Above 15uIU/ml Hypothyroid

PREGNANT WOMEN normal ranges for TSH:
1st Trimester :0.0878 - 2.8293 uIU/ml
2nd Trimester :0.1998 - 2.7915 uIU/ml
3rd Trimester :0.307 - 2.9028 uIU/ml
Ref:Tietz Fundamentals of Clinical Chemistry.

Lab Technician/Technologist
Zarna K Gandhi (Msc. Biotech)

Revival Diagnostics
401, Aqua Corridor,
B/s. Star Bazar, Surat-395009
Mo. 91052-280000


Pathologist
Dr. Mihir Icecreamwala

Operator Name : Zarna Gandhi

Print Date & Time : 10-Sep-2021 04:20:00PM

Laboratory Test Result are Subject to technical limitation and should be clinically correlate for final diagnosis



2D-ECHOCARDIOGRAPHY & COLOR DOPPLER REPORT

Name:	GEORGE TIRKEY	Age/Gender	40Yrs /Male
Referred by.	MEDI WHEEL	Date	10/09/2021

VITALS: BP = 120/80mmHg, PULSE = 78bpm, SPO2 = 98%

INDICATION: Preventive Health check up

- **CARDIAC CHAMBERS:** Left Ventricle: Normal size, Left Atrium: Normal size.
- No e/o thrombus in LA/LV.
- **Right Atrium:** Normal size. **Right Ventricle:** Normal size,
- **Normal Right Ventricular function.** (TAPSE=21mm)
- **Normal Left Ventricular systolic function. LVEF = 65% ,**
No regional wall abnormality. No thinning / scarring / dyskinesia of LV wall.
- **No Concentric Left Ventricular Hypertrophy.** (IVSd= 10 mm),
- **LV Compliance :**
No Left Ventricular Diastolic Dysfunction [LVDD]. No Doppler e/o raised LVEDP.
- **VALVES:**
- Structurally Normal Mitral valve/ Aortic valve/Tricuspid valve/ Pulmonary valve .
No significant Valvular Stenosis.
- **Doppler findings:** AV max = 1.23 m/s, PV max = 0.9 m/s.
Trivial Pulmonary Regurgitation, Trivial Tricuspid regurgitation.
- **No Pulmonary Arterial Hypertension. PASP** by TRjet vel.method = 23 mmHg.
- **SEPTAE:** IAS / IVS Appear Intact.
- **IVC :** Normal in dimension and shows good inspiratory collapse.
- **OTHERS:** No e/o Pericardial effusion / vegetation.

IMPRESSION:

NORMAL STUDY

**NORMAL LV SYSTOLIC FUNCTION, LVEF= 60 %, NO RWMA,
NO LVH , NO LVDD ,TRIVIAL PR/TR, NO PAH.**

**DR SUSHIL YADAV
CONSULTING & CLINICAL
CARDIOLOGIST**

Laboratory Test Result are Subject to technical limitation and should be clinically correlate for final diagnosis



Ips. geoye

① IE: ~~Sealing~~ done almost 2 yr back.



Revival Diagnostic

401, Aqua Corridor,
B/s. Star Bazar, Surat-395009.
Mo. 91062-28601

Laboratory Test Result are Subject to technical limitation and should be clinically correlate for final diagnosis



Fitness Certificate

REVIVAL DIAGNOSTICS.

Date: 10/09/2021

This is to certify that MR.GEORGE TIRKEY has completed pre employment medical check up at RADIUS Diagnostics, Surat on 10/09/2021.

She is declared medically fit / unfit for the appropriate job.

(F17 with Treatment)

Dr. Chirag Patel
M.B.B.S. G-49432

C. S. Patel

DR. CHIRAG PATEL

REVIVAL
DIAGNOSTICS

Revival Diagnostic
401, Aqua Corridor,
B/s. Star Bazar, Surat-395009
Mo. 91062-28601

Laboratory Test Result are Subject to technical limitation and should be clinically correlate for final diagnosis

📍 4th Floor, Aqua Corridor, Hazira Road, Adajan Paal, Surat-395009.

☎ 0261 2747788

✉ revivaldiagnostics.surat@gmail.com

🌐 www.revivaldiagnostics.com

This medical report is not intended for medico-legal purposes.



NAME	GEORGE TIRKEY	DATE	10-Sep-2021
REFERRED BY	MEDI ASSIST	AGE / SEX	31 YRS / M

Thanks for the reference

USG ABDOMEN

LIVER: is normal in size and shows homogeneous echotexture.

No evidence of intrahepatic biliary radicles dilatation / focal space occupying lesion.

The portal vein and common bile duct show normal caliber.

GALL BLADDER: is distended and shows smooth walls. Wall thickness is normal.

No evidence of sludge / calculus. No evidence of pericholecystic collection.

SPLEEN: Is normal in size and shows normal echo pattern.

PANCREAS: shows normal echo anatomy and its relationship with splenic vein is normal.

KIDNEYS: Both the kidneys are normal in size, shape and location and show normal cortico-medullary differentiation.

Right kidney measures- 10.1 X 4.2 cms.

Left kidney measures- 10.6 X 4.5 cms.

No evidence of hydronephrosis or calculus.

URINARY BLADDER: is distended with smooth walls.

No evidence of diverticulum or calculus.

PROSTATE: is normal in size and shows homogeneous echotexture.

No evidence of ascites / pleural effusion.

Fluid and gas filled bowel loops with normal wall thickness and peristalsis noted.

IMPRESSION:

No significant abdominal pathology noted...

Dr. Chirag K. Patel

MBBS-DMPD

Reg. No. G-13509

DR. CHIRAG K. PATEL
RADIOLOGIST

Corridor,
Nr. Star Bazar, Hazira Main Road,
Adajan, Surat-395009.
Mo. 97266 726683

Laboratory Test Result are Subject to technical limitation and should be clinically correlate for final diagnosis

4th Floor, Aqua Corridor, Hazira Road, Adajan Paal, Surat-395009.

0261 2747788

revivaldiagnostics.surat@gmail.com

www.revivaldiagnostics.com

This medical report is not intended for medico-legal purposes.



NAME	GEPRAGE TRIKEY	REPORTING DATE	10/Sep/2021
REF BY	MEDI WHEEL	AGE / SEX	41YRS. / M

CHEST RADIOGRAPH-PA VIEW

Hilar shadows are within normal limits.

Pulmonary vasculature appears normal.

Cardia appears normal in size..

Both domesh of the diaphragm are smooth.

Both costophrenic recesses are clear.

Both lung fields appear normal.

Visualized bones and soft tissue shadows appear normal.

IMPRESSION:

NORMAL STUDY

Dr. CHIRAG K. PATEL
MBBS-DMHD

DR. CHIRAG K. PATEL
Rediva Diagnostics

4th Floor, Aqua Corridor,
Nr Star Bazar Hazira Main Road,
Adajan, Surat-395009
Mo.No 9726672668

Laboratory Test Result are Subject to technical limitation and should be clinically correlate for final diagnosis

📍 4th Floor, Aqua Corridor, Hazira Road, Adajan Paal, Surat-395009.

☎ 0261 2747788

✉ revivaldiagnostics.surat@gmail.com

🌐 www.revivaldiagnostics.com

This medical report is not intended for medico-legal purposes.

31

NAME: GEORGE TRIKEY
AGE: 41/MALE
REF: MEDI WHEEL

