



**Health Check up Booking Confirmed Request(bobE36618),Package Code-PKG10000240, Beneficiary Code-75079**

1 message

Mediwheel <wellness@mediwheel.in>  
To: palakpatel1411@gmail.com  
Cc: customercare@mediwheel.in

Wed, 5 Apr, 2023 at 3:09 pm



**Mediwheel**  
...Your wellness partner



**011-41195959**

Email:wellness@mediwheel.in

Dear **MR. PATEL PALAK BALDEVBHAI**,  
Please find the confirmation for following request.

**Booking Date** : 29-03-2023  
**Package Name** : Medi-Wheel Metro Full Body Health Checkup Male Below 40  
**Name of Diagnostic/Hospital** : Aashka Multispeciality Hospital  
**Address of Diagnostic/Hospital** : Between Sargasan & Reliance Cross Road  
**Contact Details** : 9879752777/7577500900  
**City** : Gandhi Nagar  
**State** : Gujarat  
**Pincode** : 382315  
**Appointment Date** : 08-04-2023  
**Confirmation Status** : Confirmed  
**Preferred Time** : 08:00:AM  
**Comment** : APPOINTMENT TIME 8:30AM

**Instructions to undergo Health Check:**

1. Please ensure you are on complete fasting for 10-To-12-Hours prior to check.
2. During fasting time do not take any kind of medication, alcohol, cigarettes, tobacco or any other liquids (except Water) in the morning.
3. Bring urine sample in a container if possible (containers are available at the Health Check centre).
4. Please bring all your medical prescriptions and previous health medical records with you.
5. Kindly inform the health check reception in case if you have a history of diabetes and cardiac problems.


**For Women:**

1. Pregnant Women or those suspecting are advised not to undergo any X-Ray test.
2. It is advisable not to undergo any Health Check during menstrual cycle.

Request you to reach half an hour before the scheduled time.  
In case of further assistance, Please reach out to Team Mediwheel.

---

© 2021-2022, Arcofemi Healthcare Limited.



बैंक ऑफ़ बड़ोदा  
Bank of Baroda

नाम : पलक पटेल

Name : PALAK PATEL

कर्मचारी कूट क्र.

: 176762

Employee Code No.

जारीकर्ता प्राधिकारी

Issuing Authority



Palak

धारक के हस्ताक्षर

Signature of Holder

मिलने पर, निम्नलिखित को लौटाने

सहायक महाप्रबंधक,

बैंक ऑफ बडोदा, राष्ट्रीय साक्षा सेवा केन्द्र,  
वीवीसवाई तल, गिफ्ट टावर-१, गिफ्ट सिटी,  
गण्डिनागर - 382355. गुजरात, भारत.

If found, please return to  
Asst. General Manager,  
Bank of Baroda, National Shared Services Centre,  
24th Floor, Gift Tower - 1, Gift City,  
Gandhinagar - 382355, Gujarat, India.  
Phone : +91 079 66734085

रक्त समूह Blood Group : B+

पहचान चिन्ह Identification Marks : Till on Left Hand

DR. DIPESH FATANIYA  
M.D., IDCCM.  
CRITICAL CARE MEDICINE  
M.NO.-9909906809  
R.NO.G-41495

UHID: 06423056	Date: 8/5/23	Time:
Patient Name: GALAK PATEL	Height: 173 cm	Weight: 75.3 kg
Age / Sex: 33 / M	LMP:	
History:		
C/O: Member Club up	History:	
Allergy History:		
Addiction:		
Nutritional Screening: Well-Nourished / Malnourished / Obese		
Vitals & Examination:		
Temperature:		
Pulse: 70		
BP: 120/80		
SPO2: 94		
Provisional Diagnosis:		

Advice:

Chole (↑)  
LDL (↑)

Rx

No	Dosage Form	Name of drug (IN BLOCK LETTERS ONLY)	Dose	Route	Frequency	Duration
	—	SOS STATIN				
		_____				
	—	Low fat diet				
	—	Physical activity (↑)				

Insulin Scale	RBS- hourly	Diet Advice:	
< 150 -	300-350 -	Follow-up:	
150-200 -	350-400 -	Sign:	
200-250 -	400-450 -		
250-300 -	> 450 -		

DR. TAPAS RAVAL  
MBBS . D.O  
(FELLOW IN PHACO & MEDICAL  
RATINA)  
REG.NO.G-21350

UHID: 00423056	Date: 08/4/23	Time:
Patient Name: Patel 412 Patel	Age / Sex: 33 / M	Height: 173 cm
	Weight: 75.3 kg	
History: dx - Bunion chela m pain Healed } BES.		
Allergy History:		
Nutritional Screening: Well-Nourished / Malnourished / Obese		
Examination: G/G <u>VMZ</u> 6/6		
Diagnosis:		

Rx						
No	Dosage Form	Name of drug (IN BLOCK LETTERS ONLY)	Dose	Route	Frequency	Duration

Eye examination:

	RIGHT			LEFT		
	S	C	A	S	C	A
D	P			P		
N						

Other Advice:

— come — 1-17

Follow-up:

Consultant's Sign:

B



DR. SEJAL J AMIN  
B.D.S, M.D.S (PERIODONTIST)  
IMPLANTOLOGIST  
REG NO: A-12942

UHID: 00423056	Date: 8/4/23	Time: 9:54
Patient Name: Palak bhai Patel	Age / Sex: 33 / M	Height: 173 cm
	Weight: 75.3 kg	
Chief Complaint:	→ Routine dental check up	
History:		
Allergy History:		
Nutritional Screening:	Well-Nourished / Malnourished / Obese	
Examination:		
Extra oral :		
Intra oral – Teeth Present :	Stain ++ Calculus +	
Teeth Absent :		
Diagnosis:	Chronic gingivitis	

Rx						
No	Dosage Form	Name of drug (IN BLOCK LETTERS ONLY)	Dose	Route	Frequency	Duration

**Other Advice:**

*Advise Sailing*

*Deji*

**Follow-up:**

**Consultant's Sign:**

**Aashka Hospitals Ltd.**

Between Sargasan and Reliance Cross Roads

Sargasan, Gandhinagar - 382421. Gujarat, India

Phone: 079-29750750, +91-7575006000 / 9000

Emergency No.: +91-7575007707 / 9879752777

[www.aashkahospitals.in](http://www.aashkahospitals.in)

CIN: L85110GJ2012PLC072647

 **aashka**  
H O S P I T A L



**PATIENT NAME: PALAK PATEL**

**GENDER/AGE: Male / 33 Years**

**DATE: 08/04/23**

**DOCTOR:**

**OPDNO: O0423056**

**X-RAY CHEST PA**

Both lung fields show increased broncho-vascular markings.

No evidence of collapse, consolidation, mediastinal lymph adenopathy, soft tissue infiltration or pleural effusion is seen.

Both hilar shadows and C.P. angles are normal.

Heart shadow appears normal in size. Aorta appears normal.

Bony thorax and both domes of diaphragm appear normal.

No evidence of cervical rib is seen on either side.



**DR. SNEHAL PRAJAPATI**  
**CONSULTANT RADIOLOGIST**

**PATIENT NAME: PALAK PATEL**

**GENDER/AGE: Male / 33 Years**

**DATE: 08/04/23**

**DOCTOR:**

**OPDNO: 00423056**

## SONOGRAPHY OF ABDOMEN AND PELVIS

**LIVER:** Liver appears normal in size and shows normal parenchymal echoes. No evidence of focal or diffuse lesion is seen. No evidence of dilated IHBR is seen. Intrahepatic portal radicles appear normal. No evidence of solid or cystic mass lesion is seen.

**GALL BLADDER:** Gall bladder is physiologically distended and appears normal. No evidence of calculus or changes of cholecystitis are seen. No evidence of pericholecystic fluid collection is seen. CBD appears normal.

**PANCREAS:** Pancreas appears normal in size and shows normal parenchymal echoes. No evidence of pancreatitis or pancreatic mass lesion is seen.

**SPLEEN:** Spleen appears normal in size and shows normal parenchymal echoes. No evidence of focal or diffuse lesion is seen.

**KIDNEYS:** Both kidneys are normal in size, shape and position. Both renal contours are smooth. Cortical and central echoes appear normal. Bilateral cortical thickness appears normal. No evidence of renal calculus, hydronephrosis or mass lesion is seen on either side. No evidence of perinephric fluid collection is seen.

Right kidney measures about 9.9 x 4.2 cms in size.

Left kidney measures about 10.0 x 4.3 cms in size.

No evidence of suprarenal mass lesion is seen on either side.

**Aorta, IVC and para aortic region** appears normal.

No evidence of ascites is seen.

**BLADDER:** Bladder is normally distended and appears normal. No evidence of bladder calculus, diverticulum or mass lesion is seen. Prevoid bladder volume measures about 210 cc.

**PROSTATE:** Prostate appears normal in size and shows normal parenchymal echoes. No evidence of pathological calcification or solid or cystic mass lesion is seen.

Prostate volume measures about 16 cc.

**COMMENT:** Normal sonographic appearance of liver, GB; Pancreas, spleen, kidneys, bladder and prostate.

  
**DR. SNEHAL PRAJAPATI**  
CONSULTANT RADIOLOGIST

**Aashka Hospitals Ltd.**

Between Sargasan and Reliance Cross Roads  
Sargasan, Gandhinagar - 382421. Gujarat, India  
Phone: 079-29750750, +91-7575006000 / 9000  
Emergency No.: +91-7575007707 / 9879752777  
www.aashkahospitals.in  
CIN: L85110GJ2012PLC072647



# aashka

## HOSPITAL

**PATIENT NAME: PALAK PATEL****GENDER/AGE: Male / 33 Years****DATE: 08/04/23****DOCTOR: DR. HASIT JOSHI****OPDNO: O0423056**

### 2D-ECHO

<b>MITRAL VALVE</b>	<b>: AML LONG REDUNDANT</b>	
<b>AORTIC VALVE</b>	<b>: NORMAL</b>	
<b>TRICUSPID VALVE</b>	<b>: NORMAL</b>	
<b>PULMONARY VALVE</b>	<b>: NORMAL</b>	
<b>AORTA</b>	<b>: 24mm</b>	
<b>LEFT ATRIUM</b>	<b>: 29mm</b>	
<b>LV Dd / Ds</b>	<b>: 42/26mm</b>	<b>EF 60%</b>
<b>IVS / LVPW / D</b>	<b>: 10/9mm</b>	
<b>IVS</b>	<b>: INTACT</b>	
<b>IAS</b>	<b>: INTACT</b>	
<b>RA</b>	<b>: NORMAL</b>	
<b>RV</b>	<b>: NORMAL</b>	
<b>PA</b>	<b>: NORMAL</b>	
<b>PERICARDIUM</b>	<b>: NORMAL</b>	
<b>VEL</b>	<b>: PEAK</b>	<b>MEAN</b>
<b>M/S</b>	<b>: Gradient mm Hg</b>	<b>Gradient mm Hg</b>
<b>MITRAL</b>	<b>: 1/0.7m/s</b>	
<b>AORTIC</b>	<b>: 1.2m/s</b>	
<b>PULMONARY</b>	<b>: 0.9m/s</b>	
<b>COLOUR DOPPLER</b>	<b>: TRIVIAL MR/TR</b>	
<b>RVSP</b>	<b>: 28mmHg</b>	
<b>CONCLUSION</b>	<b>: NORMAL LV SIZE / SYSTOLIC FUNCTION.</b>	

**CARDIOLOGIST****DR. HASIT JOSHI (9825012235)**



## LABORATORY REPORT



Name : PALAK PATEL	Sex/Age : Male / 34 Years	Case ID : 30402200150
Ref.By : HOSPITAL	Dis. At :	Pt. ID : 2665591
Bill. Loc. : Aashka hospital		Pt. Loc :

Reg Date and Time : 08-Apr-2023 08:56	Sample Type :	Mobile No :
Sample Date and Time : 08-Apr-2023 08:56	Sample Coll. By :	Ref Id1 : 00423056
Report Date and Time :	Acc. Remarks : Normal	Ref Id2 : 02324205

### Abnormal Result(s) Summary

Test Name	Result Value	Unit	Reference Range
<b>Lipid Profile</b>			
Cholesterol	232.48	mg/dL	110 - 200
HDL Cholesterol	45.1	mg/dL	48 - 77
Triglyceride	215.91	mg/dL	40 - 200
VLDL	43.18	mg/dL	10 - 40
Chol/HDL	5.15		0 - 4.1
LDL Cholesterol	144.20	mg/dL	65 - 100
<b>Liver Function Test</b>			
Bilirubin Conjugated	0.31	mg/dL	0 - 0.20

Abnormal Result(s) Summary End

Note:(LL-VeryLow,L-Low,H-High,HH-VeryHigh ,A-Abnormal)

Page 1 of 13

Printed On : 08-Apr-2023 13:00



**Neuberg Supratech Reference Laboratories Private Limited**

“KEDAR” Opposite Krupa Petrol Pump, Near Parimal Garden, Ahmedabad - 380006

Phone : 079-40408181 / 61618181 | Email : contact@supratechlabs.com | Website : www.nebergsupratech.com



## LABORATORY REPORT



Name : PALAK PATEL Sex/Age : Male / 34 Years Case ID : 30402200150  
 Ref.By : HOSPITAL Dis. At : Pt. ID : 2665591  
 Bill. Loc. : Aashka hospital Pt. Loc. :

Reg Date and Time : 08-Apr-2023 08:56	Sample Type : Whole Blood EDTA	Mobile No :
Sample Date and Time : 08-Apr-2023 08:56	Sample Coll. By :	Ref Id1 : O0423056
Report Date and Time : 08-Apr-2023 09:50	Acc. Remarks : Normal	Ref Id2 : O2324205

TEST	RESULTS	UNIT	BIOLOGICAL REF. INTERVAL	REMARKS
------	---------	------	--------------------------	---------

### HAEMOGRAM REPORT

#### HB AND INDICES

Haemoglobin (Colorimetric)	15.8	G%	13.00 - 17.00
RBC (Electrical Impedance)	5.50	millions/cumm	4.50 - 5.50
PCV(Calc)	47.41	%	40.00 - 50.00
MCV (RBC histogram)	86.2	fL	83.00 - 101.00
MCH (Calc)	28.7	pg	27.00 - 32.00
MCHC (Calc)	33.3	gm/dL	31.50 - 34.50
RDW (RBC histogram)	14.00	%	11.00 - 16.00

#### TOTAL AND DIFFERENTIAL WBC COUNT (Flowcytometry)

		UNIT	EXPECTED VALUES	[Abs]	EXPECTED VALUES
Total WBC Count	8420	/ $\mu$ L	4000.00 - 10000.00		
Neutrophil	[%] 66.0	%	40.00 - 70.00	5557	/ $\mu$ L 2000.00 - 7000.00
Lymphocyte	27.0	%	20.00 - 40.00	2273	/ $\mu$ L 1000.00 - 3000.00
Eosinophil	2.0	%	1.00 - 6.00	168	/ $\mu$ L 20.00 - 500.00
Monocytes	4.0	%	2.00 - 10.00	337	/ $\mu$ L 200.00 - 1000.00
Basophil	1.0	%	0.00 - 2.00	84	/ $\mu$ L 0.00 - 100.00

#### PLATELET COUNT (Optical)

Platelet Count	318000	/ $\mu$ L	150000.00 - 410000.00
Neut/Lympho Ratio (NLR)	2.44		0.78 - 3.53

#### SMEAR STUDY

RBC Morphology	Normocytic Normochromic RBCs.
WBC Morphology	Total WBC count within normal limits.
Platelet	Platelets are adequate in number.
Parasite	Malarial Parasite not seen on smear.

Note:(LL-VeryLow,L-Low,H-High,HH-VeryHigh ,A-Abnormal)

*M Shah*

Dr. Manoj Shah  
M.D. (Path. & Bact.)

Dr. Shreya Shah  
M.D. (Pathologist)

Page 2 of 13

Printed On : 08-Apr-2023 13:00





## LABORATORY REPORT



Name : PALAK PATEL Sex/Age : Male / 34 Years Case ID : 30402200150  
Ref.By : HOSPITAL Dis. At : Pt. ID : 2665591  
Bill. Loc. : Aashka hospital Pt. Loc. :

Reg Date and Time : 08-Apr-2023 08:56	Sample Type : Whole Blood EDTA	Mobile No :
Sample Date and Time : 08-Apr-2023 08:56	Sample Coll. By :	Ref Id1 : O0423056
Report Date and Time : 08-Apr-2023 10:59	Acc. Remarks : Normal	Ref Id2 : O2324205

TEST	RESULTS	UNIT	BIOLOGICAL REF RANGE	REMARKS
ESR	14	mm after 1hr 3 - 15		

Note:(LL-VeryLow,L-Low,H-High,HH-VeryHigh ,A-Abnormal)

*Shah*

**Dr. Manoj Shah**  
M.D. (Path. & Bact.)

**Dr. Shreya Shah**  
M.D. (Pathologist)

Page 3 of 13

Printed On : 08-Apr-2023 13:00



**Neuberg Supratech Reference Laboratories Private Limited**

“KEDAR” Opposite Krupa Petrol Pump, Near Parimal Garden, Ahmedabad - 380006

Phone : 079-40408181 / 61618181 | Email : contact@supratechlabs.com | Website : www.neubergsupratech.com





## LABORATORY REPORT



Name : PALAK PATEL Sex/Age : Male / 34 Years Case ID : 30402200150  
Ref.By : HOSPITAL Dis. At : Pt. ID : 2665591  
Bill. Loc. : Aashka hospital Pt. Loc :

Reg Date and Time : 08-Apr-2023 08:56 Sample Type : Whole Blood EDTA Mobile No :  
Sample Date and Time : 08-Apr-2023 08:56 Sample Coll. By : Ref Id1 : O0423056  
Report Date and Time : 08-Apr-2023 10:04 Acc. Remarks : Normal Ref Id2 : O2324205

TEST	RESULTS	UNIT	BIOLOGICAL REF RANGE	REMARKS
------	---------	------	----------------------	---------

### HAEMATOLOGY INVESTIGATIONS

#### BLOOD GROUP AND RH TYPING (Erythrocyte Magnetized Technology) (Both Forward and Reverse Group )

ABO Type	B
Rh Type	POSITIVE

Note:(LL-VeryLow,L-Low,H-High,HH-VeryHigh ,A-Abnormal)

**Dr. Manoj Shah**  
M.D. (Path. & Bact.)

**Dr. Shreya Shah**  
M.D. (Pathologist)

Page 4 of 13

Printed On : 08-Apr-2023 13:00



**Neuberg Supratech Reference Laboratories Private Limited**

"KEDAR" Opposite Krupa Petrol Pump, Near Parimal Garden, Ahmedabad - 380006

Phone : 079-40408181 / 61618181 | Email : contact@supratechlabs.com | Website : www.nebergsupratech.com



## LABORATORY REPORT



Name : **PALAK PATEL** Sex/Age : **Male / 34 Years** Case ID : **30402200150**  
 Ref.By : **HOSPITAL** Dis. At : Pt. ID : **2665591**  
 Bill. Loc. : **Aashka hospital** Pt. Loc :

Reg Date and Time : 08-Apr-2023 08:56	Sample Type : Spot Urine	Mobile No :
Sample Date and Time : 08-Apr-2023 08:56	Sample Coll. By :	Ref Id1 : 00423056
Report Date and Time : 08-Apr-2023 09:04	Acc. Remarks : Normal	Ref Id2 : 02324205

TEST	RESULTS	UNIT	BIOLOGICAL REF RANGE	REMARKS
------	---------	------	----------------------	---------

### URINE EXAMINATION (STRIP METHOD AND FLOWCYTOMETRY)

Physical examination

**Colour** Pale yellow  
**Transparency** Clear


Chemical Examination By Sysmex UC-3500

<b>Sp.Gravity</b>	1.005		1.005 - 1.030
<b>pH</b>	6.50		5 - 8
<b>Leucocytes (ESTERASE)</b>	Negative		Negative
<b>Protein</b>	Negative		Negative
<b>Glucose</b>	Negative		Negative
<b>Ketone Bodies Urine</b>	Negative		Negative
<b>Urobilinogen</b>	Negative		Negative
<b>Bilirubin</b>	Negative		Negative
<b>Blood</b>	Negative		Negative
<b>Nitrite</b>	Negative		Negative

Flowcytometric Examination By Sysmex UF-5000

<b>Leucocyte</b>	Nil	/HPF	Nil
<b>Red Blood Cell</b>	Nil	/HPF	Nil
<b>Epithelial Cell</b>	Present +	/HPF	Present(+)
<b>Bacteria</b>	Nil	/ul	Nil
<b>Yeast</b>	Nil	/ul	Nil
<b>Cast</b>	Nil	/LPF	Nil
<b>Crystals</b>	Nil	/HPF	Nil

Note:(LL-VeryLow,L-Low,H-High,HH-VeryHigh ,A-Abnormal)

  
**Dr. Shreya Shah**  
 M.D. (Pathologist)

Page 5 of 13

Printed On : 08-Apr-2023 13:00





## LABORATORY REPORT



Name : **PALAK PATEL** Sex/Age : **Male / 34 Years** Case ID : **30402200150**  
 Ref.By : **HOSPITAL** Dis. At : Pt. ID : **2665591**  
 Bill. Loc. : **Aashka hospital** Pt. Loc :

Reg Date and Time : **08-Apr-2023 08:56** Sample Type : **Spot Urine** Mobile No :  
 Sample Date and Time : **08-Apr-2023 08:56** Sample Coll. By : Ref Id1 : **O0423056**  
 Report Date and Time : **08-Apr-2023 09:04** Acc. Remarks : **Normal** Ref Id2 : **O2324205**

Parameter	Unit	Expected value	Result/Notations				
			Trace	+	++	+++	++++
pH	-	4.6-8.0					
SG	-	1.003-1.035					
Protein	mg/dL	Negative (<10)	10	25	75	150	500
Glucose	mg/dL	Negative (<30)	30	50	100	300	1000
Bilirubin	mg/dL	Negative (0.2)	0.2	1	3	6	-
Ketone	mg/dL	Negative (<5)	5	15	50	150	-
Urobilinogen	mg/dL	Negative (<1)	1	4	8	12	-

Parameter	Unit	Expected value	Result/Notifications				
			Trace	+	++	+++	++++
Leukocytes (Strip)	/micro L	Negative (<10)	10	25	100	500	-
Nitrite(Strip)	-	Negative	-	-	-	-	-
Erythrocytes(Strip)	/micro L	Negative (<5)	10	25	50	150	250
Pus cells (Microscopic)	/hpf	<5	-	-	-	-	-
Red blood cells(Microscopic)	/hpf	<2	-	-	-	-	-
Cast (Microscopic)	/lpf	<2	-	-	-	-	-

Note:(LL-VeryLow,L-Low,H-High,HH-VeryHigh ,A-Abnormal)

**Dr. Shreya Shah**  
M.D. (Pathologist)

Page 6 of 13

Printed On : 08-Apr-2023 13:00



**Neuberg Supratech Reference Laboratories Private Limited**

“KEDAR” Opposite Krupa Petrol Pump, Near Parimal Garden, Ahmedabad - 380006

Phone : 079-40408181 / 61618181 | Email : contact@supratechlabs.com | Website : www.neubergsupratech.com



## LABORATORY REPORT



Name : PALAK PATEL	Sex/Age : Male / 34 Years	Case ID : 30402200150
Ref.By : HOSPITAL	Dis. At :	Pt. ID : 2665591
Bill. Loc. : Aashka hospital		Pt. Loc :

Reg Date and Time : 08-Apr-2023 08:56	Sample Type : Plasma Fluoride F, Plasma Fluoride PP	Mobile No :
Sample Date and Time : 08-Apr-2023 08:56	Sample Coll. By :	Ref Id1 : 00423056
Report Date and Time : 08-Apr-2023 12:49	Acc. Remarks : Normal	Ref Id2 : 02324205

TEST	RESULTS	UNIT	BIOLOGICAL REF RANGE	REMARKS
------	---------	------	----------------------	---------

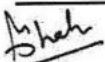
### BIOCHEMICAL INVESTIGATIONS

#### Biochemical Investigations by Dimension EXL (Siemens)

<b>Plasma Glucose - F</b> <i>Photometric, Hexokinase</i>	90.97	mg/dL	70 - 100
<b>Plasma Glucose - PP</b> <i>Photometric, Hexokinase</i>	102.01	mg/dL	70.0 - 140.0

Reference range has been changed as per recent guidelines of ISPAD 2018.  
 <100 mg/dL : Normal level  
 100-<126 mg/dL: Impaired fasting glucoseer guidelines  
 >=126 mg/dL: Probability of Diabetes, Confirm as per guidelines

Note:(LL-VeryLow,L-Low,H-High,HH-VeryHigh ,A-Abnormal)



**Dr. Manoj Shah**  
M.D. (Path. & Bact.)

**Dr. Shreya Shah**  
M.D. (Pathologist)

Page 7 of 13

Printed On : 08-Apr-2023 13:00





LABORATORY REPORT



Name : PALAK PATEL      Sex/Age : Male / 34 Years      Case ID : 30402200150  
 Ref.By : HOSPITAL      Dis. At :      Pt. ID : 2665591  
 Bill. Loc. : Aashka hospital      Pt. Loc. :

Reg Date and Time : 08-Apr-2023 08:56      Sample Type : Serum      Mobile No :  
 Sample Date and Time : 08-Apr-2023 08:56      Sample Coll. By :      Ref Id1 : 00423056  
 Report Date and Time : 08-Apr-2023 10:33      Acc. Remarks : Normal      Ref Id2 : 02324205

TEST	RESULTS	UNIT	BIOLOGICAL REF RANGE	REMARKS
------	---------	------	----------------------	---------

BIOCHEMICAL INVESTIGATIONS

Lipid Profile

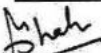
<b>Cholesterol</b> <i>Colorimetric, CHOD-POD</i>	H	232.48	mg/dL	110 - 200
<b>HDL Cholesterol</b>	L	45.1	mg/dL	48 - 77
<b>Triglyceride</b> <i>Colorimetric-Arsenazo Method</i>	H	215.91	mg/dL	40 - 200
<b>VLDL</b> <i>Calculated</i>	H	43.18	mg/dL	10 - 40
<b>Chol/HDL</b> <i>Calculated</i>	H	5.15		0 - 4.1
<b>LDL Cholesterol</b> <i>Calculated</i>	H	144.20	mg/dL	65 - 100

NEW ATP III GUIDELINES (MAY 2001), MODIFICATION OF NCEP

LDL CHOLESTEROL	CHOLESTEROL	HDL CHOLESTEROL	TRIGLYCERIDES
Optimal <100	Desirable <200	Low <40	Normal <150
Near Optimal 100-129	Border Line 200-239	High >60	Border High 150-199
Borderline 130-159	High >240	-	High 200-499
High 160-189	-	-	-

- LDL Cholesterol level is primary goal for treatment and varies with risk category and assesment
- For LDL Cholesterol level Please consider direct LDL value  
Risk assessment from HDL and Triglyceride has been revised. Also LDL goals have changed.
- Detail test interpretation available from the lab
- All tests are done according to NCEP guidelines and with FDA approved kits.
- LDL Cholesterol level is primary goal for treatment and varies with risk category and assesment

Note:(LL-VeryLow,L-Low,H-High,HH-VeryHigh ,A-Abnormal)

  
**Dr. Manoj Shah**  
 M.D. (Path. & Bact.)

**Dr. Shreya Shah**  
 M.D. (Pathologist)

Page 8 of 13

Printed On : 08-Apr-2023 13:00





## LABORATORY REPORT



Name : PALAK PATEL      Sex/Age : Male / 34 Years      Case ID : 30402200150  
 Ref.By : HOSPITAL      Dis. At :      Pt. ID : 2665591  
 Bill. Loc. : Aashka hospital      Pt. Loc :

Reg Date and Time : 08-Apr-2023 08:56      Sample Type : Serum      Mobile No :  
 Sample Date and Time : 08-Apr-2023 08:56      Sample Coll. By :      Ref Id1 : 00423056  
 Report Date and Time : 08-Apr-2023 10:32      Acc. Remarks : Normal      Ref Id2 : 02324205

TEST	RESULTS	UNIT	BIOLOGICAL REF RANGE	REMARKS
------	---------	------	----------------------	---------

### BIOCHEMICAL INVESTIGATIONS

#### Liver Function Test

<b>S.G.P.T.</b> <i>UV with P5P</i>	23.51	U/L	16 - 63	
<b>S.G.O.T.</b> <i>UV with P5P</i>	18.10	U/L	15 - 37	
<b>Alkaline Phosphatase</b> <i>Enzymatic, PNPP-AMP</i>	109.50	U/L	46 - 116	
<b>Gamma Glutamyl Transferase</b> <i>Enzymatic</i>	29.66	U/L	0.00 - 64.00	
<b>Proteins (Total)</b> <i>Colorimetric, Biuret</i>	7.95	gm/dL	6.4 - 8.2	
<b>Albumin</b> <i>Bromocresol purple</i>	4.87	gm/dL	3.4 - 5	
<b>Globulin</b> <i>Calculated</i>	3.08	gm/dL	2 - 4.1	
<b>A/G Ratio</b> <i>Calculated</i>	1.6		1.0 - 2.1	
<b>Bilirubin Total</b>	0.91	mg/dL	0.2 - 1.0	
<b>Bilirubin Conjugated</b> <i>Diazotized Sulfanilic Acid Method</i>	H 0.31	mg/dL	0 - 0.20	
<b>Bilirubin Unconjugated</b> <i>Calculated</i>	0.60	mg/dL	0 - 0.8	

Note:(LL-VeryLow,L-Low,H-High,HH-VeryHigh ,A-Abnormal)

Page 9 of 13

*Shah*

**Dr. Manoj Shah**  
M.D. (Path. & Bact.)

**Dr. Shreya Shah**  
M.D. (Pathologist)

Printed On : 08-Apr-2023 13:00



**Neuberg Supratech Reference Laboratories Private Limited**

"KEDAR" Opposite Krupa Petrol Pump, Near Parimal Garden, Ahmedabad - 380006

Phone : 079-40408181 / 61618181 | Email : contact@supratechlabs.com | Website : www.neubergsupratech.com



## LABORATORY REPORT



Name : PALAK PATEL	Sex/Age : Male / 34 Years	Case ID : 30402200150
Ref.By : HOSPITAL	Dis. At :	Pt. ID : 2665591
Bill. Loc. : Aashka hospital		Pt. Loc :

Reg Date and Time : 08-Apr-2023 08:56	Sample Type : Serum	Mobile No :
Sample Date and Time : 08-Apr-2023 08:56	Sample Coll. By :	Ref Id1 : 00423056
Report Date and Time : 08-Apr-2023 10:32	Acc. Remarks : Normal	Ref Id2 : 02324205

TEST	RESULTS	UNIT	BIOLOGICAL REF RANGE	REMARKS
<b>BUN (Blood Urea Nitrogen)</b> <i>GLDH</i>	9.2	mg/dL	6.00 - 20.00	
<b>Creatinine</b>	0.80	mg/dL	0.50 - 1.50	
<b>Uric Acid</b> <i>Uricase</i>	6.52	mg/dL	3.5 - 7.2	

Note:(LL-VeryLow,L-Low,H-High,HH-VeryHigh ,A-Abnormal)

**Dr. Manoj Shah**  
M.D. (Path. & Bact.)

**Dr. Shreya Shah**  
M.D. (Pathologist)

Page 10 of 13

Printed On : 08-Apr-2023 13:00





## LABORATORY REPORT



Name : PALAK PATEL      Sex/Age : Male / 34 Years      Case ID : 30402200150  
 Ref.By : HOSPITAL      Dis. At :      Pt. ID : 2665591  
 Bill. Loc. : Aashka hospital      Pt. Loc :

Reg Date and Time : 08-Apr-2023 08:56	Sample Type : Whole Blood EDTA	Mobile No :
Sample Date and Time : 08-Apr-2023 08:56	Sample Coll. By :	Ref Id1 : 00423056
Report Date and Time : 08-Apr-2023 10:06	Acc. Remarks : Normal	Ref Id2 : 02324205

TEST	RESULTS	UNIT	BIOLOGICAL REF RANGE	REMARKS
<b>Glycated Haemoglobin Estimation</b>				

<b>HbA1C</b>	<b>5.34</b>		% of total Hb 4.80 - 6.00	
<b>Estimated Avg Glucose (3 Mths)</b> <i>Calculated</i>	<b>106.56</b>		mg/dL	

Please Note change in reference range as per ADA 2021 guidelines.

**Interpretation :**

HbA1C level reflects the mean glucose concentration over previous 8-12 weeks and provides better indication of long term glycemic control.  
 Levels of HbA1C may be low as result of shortened RBC life span in case of hemolytic anemia.  
 Increased HbA1C values may be found in patients with polycythemia or post splenectomy patients.  
 Patients with Homozygous forms of rare variant Hb(CC,SS,EE,SC) HbA1c can not be quantitated as there is no HbA.  
 In such circumstances glycemic control can be monitored using plasma glucose levels or serum Fructosamine.  
 The A1c target should be individualized based on numerous factors, such as age, life expectancy, comorbid conditions, duration of diabetes, risk of hypoglycemia or adverse consequences from hypoglycemia, patient motivation and adherence.

Note:(LL-VeryLow,L-Low,H-High,HH-VeryHigh ,A-Abnormal)

**Dr. Manoj Shah**  
M.D. (Path. & Bact.)

**Dr. Shreya Shah**  
M.D. (Pathologist)

Page 11 of 13

Printed On : 08-Apr-2023 13:00







## LABORATORY REPORT



Name : PALAK PATEL      Sex/Age : Male / 34 Years      Case ID : 30402200150  
 Ref.By : HOSPITAL      Dis. At :      Pt. ID : 2665591  
 Bill. Loc. : Aashka hospital      Pt. Loc :

Reg Date and Time : 08-Apr-2023 08:56	Sample Type : Serum	Mobile No :
Sample Date and Time : 08-Apr-2023 08:56	Sample Coll. By :	Ref Id1 : O0423056
Report Date and Time : 08-Apr-2023 10:03	Acc. Remarks : Normal	Ref Id2 : O2324205

TEST	RESULTS	UNIT	BIOLOGICAL REF RANGE	REMARKS
------	---------	------	----------------------	---------

### Thyroid Function Test

Triiodothyronine (T3)	106.95	ng/dL	70 - 204	
Thyroxine (T4) <small>CMIA</small>	8.2	ng/dL	4.6 - 10.5	
TSH <small>CMIA</small>	2.464	μIU/mL	0.4 - 4.2	

### INTERPRETATIONS

- Circulating TSH measurement has been used for screening for euthyroidism, screening and diagnosis for hyperthyroidism & hypothyroidism. Suppressed TSH (<0.01 μIU/mL) suggests a diagnosis of hyperthyroidism and elevated concentration (>7 μIU/mL) suggest hypothyroidism. TSH levels may be affected by acute illness and several medications including dopamine and glucocorticoids. Decreased (low or undetectable) in Graves disease. Increased in TSH secreting pituitary adenoma (secondary hyperthyroidism), PRTN and in hypothalamic disease thyrotropin (tertiary hyperthyroidism). Elevated in hypothyroidism (along with decreased T4) except for pituitary & hypothalamic disease.
- Mild to modest elevations in patient with normal T3 & T4 levels indicates impaired thyroid hormone reserves & incipient hypothyroidism (subclinical hypothyroidism).
- Mild to modest decrease with normal T3 & T4 indicates subclinical hyperthyroidism.
- Degree of TSH suppression does not reflect the severity of hyperthyroidism, therefore, measurement of free thyroid hormone levels is required in patient with a suppressed TSH level.

### CAUTIONS

Sick, hospitalized patients may have falsely low or transiently elevated thyroid stimulating hormone. Some patients who have been exposed to animal antigens, either in the environment or as part of treatment or imaging procedure, may have circulating antianimal antibodies present. These antibodies may interfere with the assay reagents to produce unreliable results.

### TSH ref range in pregnancy

First trimester  
 Second trimester  
 Third trimester

### Reference range (microIU/ml)

0.24 - 2.00  
 0.43-2.2  
 0.8-2.5

Note:(LL-VeryLow,L-Low,H-High,HH-VeryHigh ,A-Abnormal)

Dr. Manoj Shah  
 M.D. (Path. & Bact.)

Dr. Shreya Shah  
 M.D. (Pathologist)

Page 12 of 13

Printed On : 08-Apr-2023 13:00





## LABORATORY REPORT



Name : PALAK PATEL      Sex/Age : Male / 34 Years      Case ID : 30402200150  
 Ref.By : HOSPITAL      Dis. At :      Pt. ID : 2665591  
 Bill. Loc. : Aashka hospital      Pt. Loc. :

Reg Date and Time : 08-Apr-2023 08:56      Sample Type : Serum      Mobile No :  
 Sample Date and Time : 08-Apr-2023 08:56      Sample Coll. By :      Ref Id1 : O0423056  
 Report Date and Time : 08-Apr-2023 10:03      Acc. Remarks : Normal      Ref Id2 : O2324205

**Interpretation Note:**

Ultra sensitive-thyroid-stimulating hormone (TSH) is a highly effective screening assay for thyroid disorders. In patients with an intact pituitary-thyroid axis, s-TSH provides a physiologic indicator of the functional level of thyroid hormone activity. Increased s-TSH indicates inadequate thyroid hormone, and suppressed s-TSH indicates excess thyroid hormone. Transient s-TSH abnormalities may be found in seriously ill, hospitalized patients, so this is not the ideal setting to assess thyroid function. However, even in these patients, s-TSH works better than total thyroxine (an alternative screening test), when the s-TSH result is abnormal, appropriate follow-up tests T4 & free T3 levels should be performed. If TSH is between 5.0 to 10.0 & free T4 & free T3 level are normal then it is considered as subclinical hypothyroidism which should be followed up after 4 weeks & if TSH is > 10 & free T4 & free T3 level are normal then it is considered as overt hypothyroidism.

Serum triiodothyronine (T3) levels often are depressed in sick and hospitalized patients, caused in part by the biochemical shift to the production of reverse T3. Therefore, T3 generally is not a reliable predictor of hypothyroidism. However, in a small subset of hyperthyroid patients, hyperthyroidism may be caused by overproduction of T3 (T3 toxicosis). To help diagnose and monitor this subgroup, T3 is measured on all specimens with suppressed s-TSH and normal FT4 concentrations.

Normal ranges of TSH & thyroid hormones vary according to trimester in pregnancy.

TSH ref range in Pregnancy	Reference range (microIU/ml)
First trimester	0.24 - 2.00
Second trimester	0.43-2.2
Third trimester	0.8-2.5

	T3	T4	TSH
Normal Thyroid function	N	N	N
Primary Hyperthyroidism	↑	↑	↓
Secondary Hyperthyroidism	↑	↑	↑
Grave's Thyroiditis	↑	↑	↑
T3 Thyrotoxicosis	↑	N	N/↓
Primary Hypothyroidism	↓	↓	↑
Secondary Hypothyroidism	↓	↓	↓
Subclinical Hypothyroidism	N	N	↑
Patient on treatment	N	N/↑	↓

----- End Of Report -----

# For test performed on specimens received or collected from non-NSRL locations, it is presumed that the specimen belongs to the patient named or identified as labeled on the container/test request and such verification has been carried out at the point generation of the said specimen by the sender. NSRL will be responsible Only for the analytical part of test carried out. All other responsibility will be of referring Laboratory.

Note:(LL-VeryLow,L-Low,H-High,HH-VeryHigh ,A-Abnormal)

Dr. Manoj Shah  
M.D. (Path. & Bact.)

Dr. Shreya Shah  
M.D. (Pathologist)

Page 13 of 13

Printed On : 08-Apr-2023 13:00



08.04.2023 10:22:03 AM  
AASHKA HOSPITAL LTD.  
SARGASAN  
GANDHINAGAR

Location: 1  
Order Number:  
Indication:  
Medication 1:  
Medication 2:  
Medication 3:

Room:

80 bpm  
--/-- mmHg

Technician:  
Ordering Ph:  
Referring Ph:  
Attending Ph:

QRS : 68 ms  
QT / QTcBaz : 354 / 408 ms  
PR : 118 ms  
P : 88 ms  
RR / PP : 750 / 750 ms  
P / QRS / T : 34 / 48 / -4 degrees

Normal sinus rhythm  
Nonspecific T wave abnormality  
Abnormal ECG

