



Bangalore Diagnostics & Multi-Speciality Centre

Quality Assurance : EQAP from AIIMS & CMC- Vellore


Quality. Trust. Since 1982.

198, 12th Main, 3rd Block, (Above Namma MTR, Next to SBI), Rajajinagar, Bangalore- 560 010.
Ph. : 080-23505407, 9448079978 e-mail : bangalore.d.s@gmail.com

SUMMARY REPORT

NAME ::	Mr. Lokya naik
EMPLOYEE ID::	PKG10000250
REF.BY::	Bank of Baroda.
AGE::	59/years
GENDER::	male
DATE::	22/11/2021
HEIGHT (in mts)::	1.72
WEIGHT (in kgs)::	81
BMI::	27.4
WAIST CIRCUMFERENCE (in cms)::	108
HIP CIRCUMFERENCE (in cms)::	109
WAIST TO HIP RATIO::	0.96:1.0
BLOOD PRESSURE (mm hg)::	130/90 mm hg

BANGALORE DIAGNOSTICS &
MULTI-SPECIALITY CENTRE
198, 12th Main, 3rd Block
Rajajinagar, Bangalore-560 010


Dr. MAHADEVA. K.C.
M.D., (Path)
KMC. No.: 17647



ಭಾರತ ಸರ್ಕಾರ
Government of India



ಲೋಕ್ಯ ನಾಯ್ಕ
Lokya Naik
ಜನ್ಮ ದಿನಾಂಕ / DOB : 25/07/1962
ಪುರುಷ / Male



3604 3515 3495

ಆಧಾರ್ - ಶ್ರೀಸಾಮಾನ್ಯನ ಅಧಿಕಾರ


BANGALORE DIAGNOSTICS &
SPECIALITY CENTRE
3rd Block
560 010



Bangalore Diagnostics & Multi-Speciality Centre

Quality Assurance : EQAP from AIIMS & CMC- Vellore

Quality. Trust. Since 1982.

198, 12th Main, 3rd Block, (Above Namma MTR, Next to SBI), Rajajinagar, Bangalore- 560 010.
Ph. : 080-23505407, 9448079978 e-mail : bangalore.d.s@gmail.com

Name : MR. LOKYA NAIK

Reg. No : C6310

Age/Sex: 59 Year(s) / Male

Date : 22/11/2021

Ref. by : DR. BANK OF BARODA

Corporate: NON CORPORATE

Test Name

Result

Reference Range

Page 1 of 4

HAEMATOLOGY REPORT

COMPLETE BLOOD COUNT

Haemoglobin 14.2 gms % Male : 13.0 - 18.0 gms %
Female: 11.0 - 15.0 gms %
Red Blood Cell Count 5.26 million/cumm Male : 4.5-6.5 millions/cumm
Female : 3.7-5.5 million/cumr

Packed Cell Volume 45.1 % Females: 32 - 45 %
Males: 39 - 54%
Total Count 8,000 cells /cumm 4000-11000 cells /cumm

Differential Count

Neutrophils 52.8 % 40 - 75%
Lymphocytes 38.7 % 20 - 45%
Monocytes 5.5 % 01 - 10%
Eosinophils 2.0 % 01 - 06 %
Basophils 1.0 % 00 to 01 %

COMPLETE BLOOD COUNT

Platelet count 2,55,000 cells/cumm 150000-400000 cells/cumm
Mean Corpuscular Volume 86 fL 78 - 98 fL
Mean Corpuscular Haemoglobin 27.1 pg 27 - 32 pg
Mean Corpuscular Haemoglobin Concentration 31.6 g/dl 31 - 36 g/dl
ESR 04 mm/hour Male: 0 - 10 mm/ hour
Female: 0 - 20 mm/hour

ABSOLUTE EOSINOPHIL COUNT 160 cells/cumm 40 - 440 cells/cumm

BLOOD GROUP(ABO) "B"
Rh Type (D) NEGATIVE

BIOCHEMISTRY REPORT

FASTING BLOOD SUGAR 100 mg/dl 70 to 100 mg/dl
FASTING URINE SUGAR NIL

Dr. MAHADEVA. K.C.
M.D., (Path)
KMC. No.: 17647



Bangalore Diagnostics & Multi-Speciality Centre

Quality Assurance : EQAP from AIIMS & CMC- Vellore

Quality. Trust. Since 1982.

198, 12th Main, 3rd Block, (Above Namma MTR, Next to SBI), Rajajinagar, Bangalore- 560 010.
Ph. : 080-23505407, 9448079978 e-mail : bangalore.d.s@gmail.com

Name : MR. LOKYA NAIK

Reg. No : C6310

Age/Sex: 59 Year(s) / Male

Date : 22/11/2021

Ref. by : DR. BANK OF BARODA

Corporate: NON CORPORATE

Test Name Result Reference Range Page 2 of 4

BIOCHEMISTRY REPORT

POST PRANDIAL BLOOD SUGAR 120 mg/dl

80 to 140 mg/dl

Glycosylated Haemoglobin (HbA1c)

Glycosylated Haemoglobin (HbA1c) 6.0 %

Normal <6.0 %
Good control 6.0-7.0 %
Fair control 7.0-8.0 %
Unsatisfactory 8.0-10.0 %
Poor control >10 %

LIPID PROFILE

TOTAL CHOLESTEROL 225.5 mg/dl

up to 200 mg/dl

TRIGLYCERIDES 166.2 mg/dl

<150 : Normal

HDL Cholesterol 43.0 mg/dl

Male: >40 mg/dl
Female: > 50 mg/dl

LDL Cholesterol 149.3 mg/dl

<100 mg/dl

VLDL Cholesterol 33.2 mg/dl

<40 mg/dl

CHOLESTEROL/HDL RATIO 5.2:1.0

up to 6.0 %

LIVER FUNCTION TESTS

Total Bilirubin 0.55 mg/dl

up to 1.2 mg/dl

Direct Bilirubin 0.13 mg/dl

0 to 0.3 mg/dl

Indirect Bilirubin 0.42 mg/dl

up to 1.5 mg/dl

S.G.O.T. (AST) 25.1 U/L

0 - 46 U/L

S.G.P.T. (ALT) 43.5 U/L

0 - 49 U/L

ALKALINE PHOSPHATASE 79.9 U/L

Men : 80-306
Women : 64-306

Children upto 15 Yrs : upto 644

Children upto 17 yrs : upto 483

Gamma Glutamyl Transpeptidase (GGT) 60.1 IU/L

0 - 55 IU/L

Total Protein 7.9 gms/dl

6.6 - 8.3 gms/dl

Albumin 4.2 gms/dl

3.4 - 5.0 gms/dl

Globulin 3.7 gms/dl

2.3 - 3.5 gms/dl

A/G Ratio 1.1:1.0

1.2 : 1.0

Dr. MAHADEVA. K.C.
M.D., (Path)
KMC. No.: 17647



Bangalore Diagnostics & Multi-Speciality Centre

Quality Assurance : EQAP from AIIMS & CMC- Vellore

Quality. Trust. Since 1982.

198, 12th Main, 3rd Block, (Above Namma MTR, Next to SBI), Rajajinagar, Bangalore- 560 010.
Ph. : 080-23505407, 9448079978 e-mail : bangalore.d.s@gmail.com

Name : MR. LOKYA NAIK

Reg. No : C6310

Age/Sex: 59 Year(s) / Male

Date : 22/11/2021

Ref. by : DR. BANK OF BARODA

Corporate: NON CORPORATE

Test Name

Result

Reference Range

Page 3 of 4

BIOCHEMISTRY REPORT

SERUM CREATININE	1.04 mg/dl	Females 0.6 – 1.2 mg/dl Males 0.7 – 1.4 mg/dl
BLOOD UREA NITROGEN (BUN)	11.4 mg/dl	7-18 mg/dl
URIC ACID	7.24 mg/dl	M: 3.5 -7.2 mg/dl F: 2.6 - 6.0 mg/dl

URINE EXAMINATION REPORT

PHYSICAL EXAMINATION

COLOUR	LIGHT YELLOW
APPEARANCE	CLEAR
REACTION	ACIDIC

BIOCHEMICAL EXAMINATION

PROTEIN	NIL	
GLUCOSE	NIL	
BILE SALT	NIL	
BILE PIGMENT	NIL	
SPECIFIC GRAVITY	1.023	1.003 – 1.035

MICROSCOPIC EXAMINATION

PUS CELLS	OCCASIONAL
EP CELLS	1-2/HPF
R.B.C.s	NIL
CASTS	NIL
CRYSTALS	NIL

STOOL EXAMINATION REPORT

PHYSICAL EXAMINATION

COLOUR	BROWN
CONSISTENCY	SEMI SOLID
BLOOD	NIL
MUCUS	NIL

Dr. MAHADEVA. K.C.
M.D., (Path)
KMC. No.: 17647



Bangalore Diagnostics & Multi-Speciality Centre

Quality Assurance : EQAP from AIIMS & CMC- Vellore

Quality. Trust. Since 1982.

198, 12th Main, 3rd Block, (Above Namma MTR, Next to SBI), Rajajinagar, Bangalore- 560 010.
Ph. : 080-23505407, 9448079978 e-mail : bangalore.d.s@gmail.com

Name : MR. LOKYA NAIK

Reg. No : C6310

Age/Sex: 59 Year(s) / Male

Date : 22/11/2021

Ref. by : DR. BANK OF BARODA

Corporate: NON CORPORATE

Test Name

Result

Reference Range

Page 4 of 4

STOOL EXAMINATION REPORT

MICROSCOPIC EXAMINATION

OVA	NIL
CYST	NIL
OTHERS	NIL

----- End of Report -----

Biochemist

Microbiologist

Pathologist

Dr. MAHADEVA. K.C.
M.D., (Path)
KMC. No.: 17647



Bangalore Diagnostics & Multi-Speciality Centre

Quality Assurance : EQAP from AIIMS & CMC- Vellore

Quality. Trust. Since 1982.

198, 12th Main, 3rd Block, (Above Namma MTR, Next to SBI), Rajajinagar, Bangalore- 560 010.
Ph. : 080-23505407, 9448079978 e-mail : bangalore.d.s@gmail.com

Name : Mr. LOKYA NAIK (C-310) Ref. Doctor : DR. SELF Registered Date : 22/11/2021 04:04 PM
Age / Sex : 59 Year(s) / Male Client : BANGALORE DIAGNOSTICS Collected On : 22/11/2021 04:04 PM
Patient ID : PDJ289205 Received On : 22/11/2021 04:37 PM
Visit No. : 21JC518032 Reported On : 22/11/2021 06:02 PM



Report Type : Final

Test	Results	Units	Biological Reference Range
IMMUNOLOGY			
Prostate Specific Antigen(PSA Total) - Serum CLIA	0.38	ng/mL	< 4
TFT - THYROID FUNCTION TEST - Serum CLIA			
T3 (TOTAL)	0.95	ng/mL	Newborn : 0.7-2.0 < 1 Year: 1.0-2.4 1 - 5 Years : 1.0-2.4 6 - 10 Years: 0.9-2.4 11 - 50 Years: 0.7-2.0 > 50 Years: 0.4-1.8 First Trimester: 0.8-1.9 Second Trimester: 1.0-2.6
T4 - TOTAL	11.79	µg/dL	6.09-12.23
Thyroid Stimulating Hormone (TSH)	3.17	µIU/mL	Newborn: 1.0-39.0 2 - 20 Weeks: 1.7-9.1 21 Weeks - 20 Years: 0.7-6.4 21 - 54 Years: 0.4-4.2 55 - 87 Years: 0.5-8.9 First Trimester: 0.1-2.5 Second Trimester: 0.2-3.0

-- End of Report --

Kindly correlate clinically. If necessary discuss/repeat

Samiksha Ray

Dr. Samiksha.Ray,
Consultant
Pathologist
KMC-NO:93425

Page 1 / 1



Bangalore Diagnostics & Multi-Speciality Centre

Quality Assurance : EQAP from AIIMS & CMC- Vellore

Quality. Trust. Since 1982.

198, 12th Main, 3rd Block, (Above Namma MTR, Next to SBI), Rajajinagar, Bangalore- 560 010.
Ph. : 080-23505407, 9448079978 e-mail : bangalore.d.s@gmail.com

Abdomen And Pelvic Ultrasound Scan Report

Name : Mr. Lokya Naik

Date : 22/11/2021

Ref by : Bank of Baroda

Age / Gender : 59 Years / Male

Liver : Normal in size, shape and increased echotexture. No focal lesion seen.

No intrahepatic biliary dilatation seen. MPV & CBD is normal

Gall Bladder: GB is normal. Normal in wall thickness, No abnormal intraluminal echoes.

Pancreas : Normal in size and echotexture. No focal lesions. Pancreatic duct appears normal.

Spleen : Normal in size, shape and echotexture.

Kidneys : Both Kidney's are normal in size, shape and position.

No Calculi / Hydronephrosis seen. Cortico Medullary Differentiation is good.

Right Kidney : 96 x 18 mm Left Kidney : 98 x 19 mm

Urinary Bladder : Normal in contour and wall thickness with clear contents.

Post Void = Nil.

Prostate : Measures 32 x 33 x 34 mm, Volume = 20 cc Normal in size, shape and echotexture.

IMPRESSION:

- Fatty Liver Grade I.
- Otherwise Normal Sonologic Study.

Dr. Mohan Kumar
Consultant Radiologist

**BANGALORE DIAGNOSTICS &
MULTI-SPECIALITY CENTRE**
198, 12th Main, 3rd Block
Rajajinagar, Bangalore-560 010



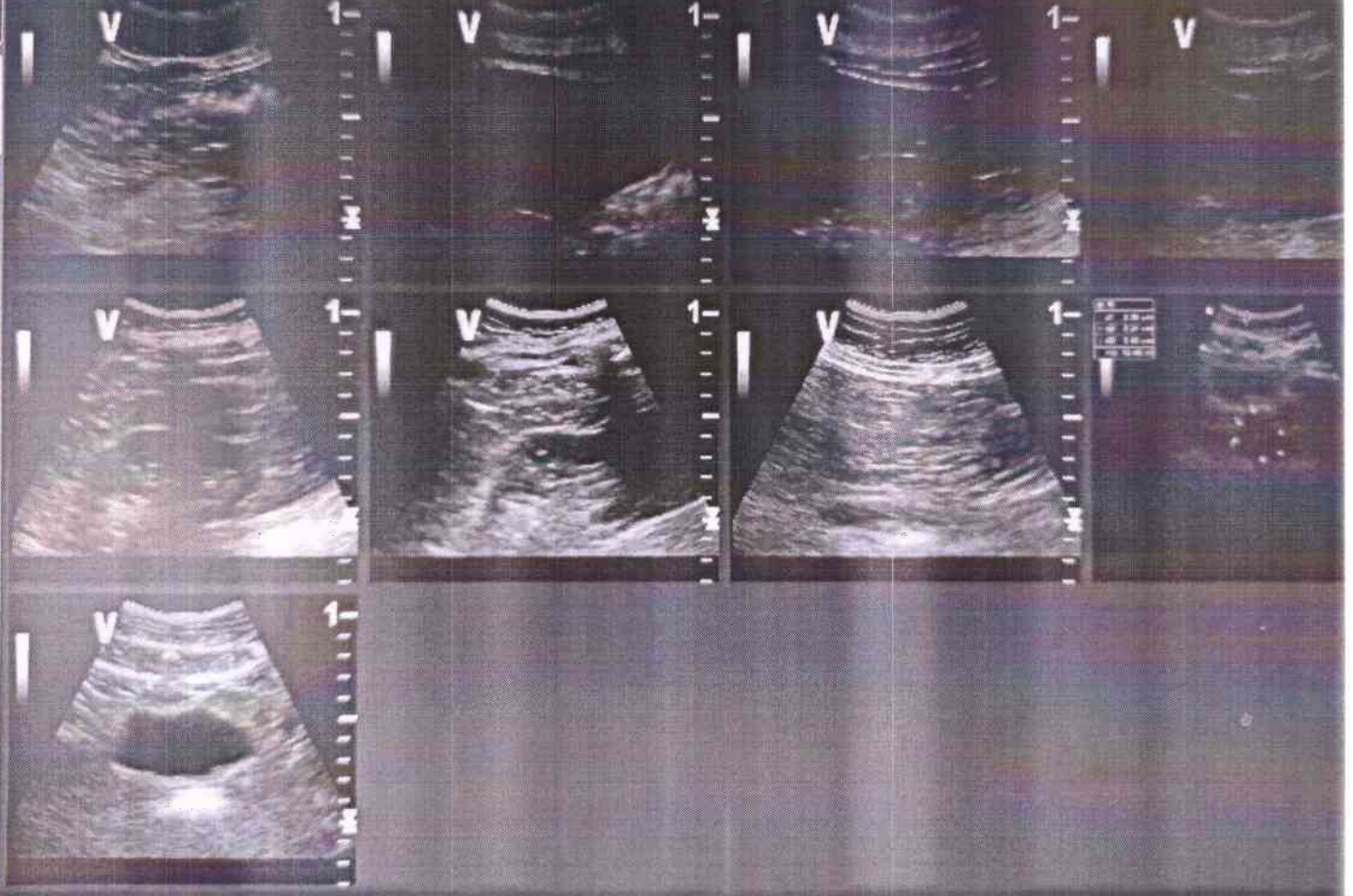
GE Healthcare

22/11/21 10:13:18 AM

USR

LOKYA NAIK 59 ,

221121-5B



**BANGALORE DIAGNOSTICS &
MULTI-SPECIALITY CENTRE**
198, 12th Main, 3rd Block
Rajajinagar, Bangalore-560 010



Bangalore Diagnostics & Multi-Speciality Centre

Quality Assurance : EQAP from AIIMS & CMC- Vellore

Quality. Trust. Since 1982.

198, 12th Main, 3rd Block, (Above Namma MTR, Next to SBI), Rajajinagar, Bangalore- 560 010.
Ph. : 080-23505407, 9448079978 e-mail : bangalore.d.s@gmail.com

Patient Name	MR.LOKYA NAIK	Patient Id	X-RA-59
Age/DOB	59/	Gender	M
Ref.Doctor	BANK OF BAROK	Date	22/11/2021

Thank you for referring the patient for XRay

X-RAY CHEST PA VIEW

OBSERVATION:

The trachea is central.

The mediastinal and cardiac silhouette are normal.

Cardiothoracic ratio is normal.

Cardiophrenic and costophrenic angles are normal.

Both hila are normal.

The lung fields are clear.

Bones of the thoracic cage are normal.

Soft tissues of the chest wall are normal.

IMPRESSION:

- No significant abnormality seen.

Dr. Shankar Poudel
MD Radiodiagnosis
Consultant Radiologist

BANGALORE DIAGNOSTICS &
MULTI-SPECIALITY CENTRE
198, 12th Main, 3rd Block
Rajajinagar, Bangalore-560 010

R



Bangalore Diagnostics & Multi-Speciality Centre

Quality Assurance : EQAP from AIIMS & CMC- Vellore

Quality. Trust. Since 1982.

198, 12th Main, 3rd Block, (Above Namma MTR, Next to SBI), Rajajinagar, Bangalore- 560 010.
Ph. : 080-23505407, 9448079978 e-mail : bangalore.d.s@gmail.com

ELECTROCARDIOGRAM

NAME/AGE : Mr. Lokya Naik

Lab No.: Bank of Baroda DATE: 22/11/21

ECG FINDINGS

Standardization	Low	Rate	88
Rhythm	sin	Axis	N
P Wave	N	PR Interval	AGRE
Q Wave	N	QRS Voltage	Low to Normal
QRS Duration	80 msec	ST Segment	ST Elevation
QT interval	390ms		
U Wave		T Wave	N
Recommendations			
None			

BANGALORE DIAGNOSTICS CENTRE
198, 12th Main, 3rd Block
Rajajinagar, Bangalore-560 010

Dr. _____

Dr. ASHOK
MD (Internal Medicine)
Reg No.: 13444

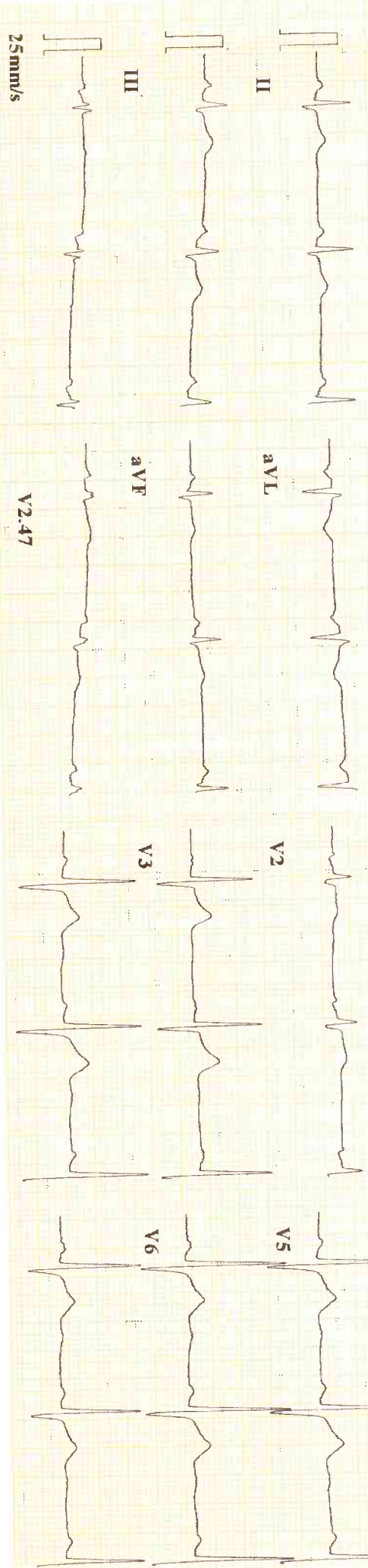
Code:

Information:
: Bradycardia
al ECG***

Confirmed by:

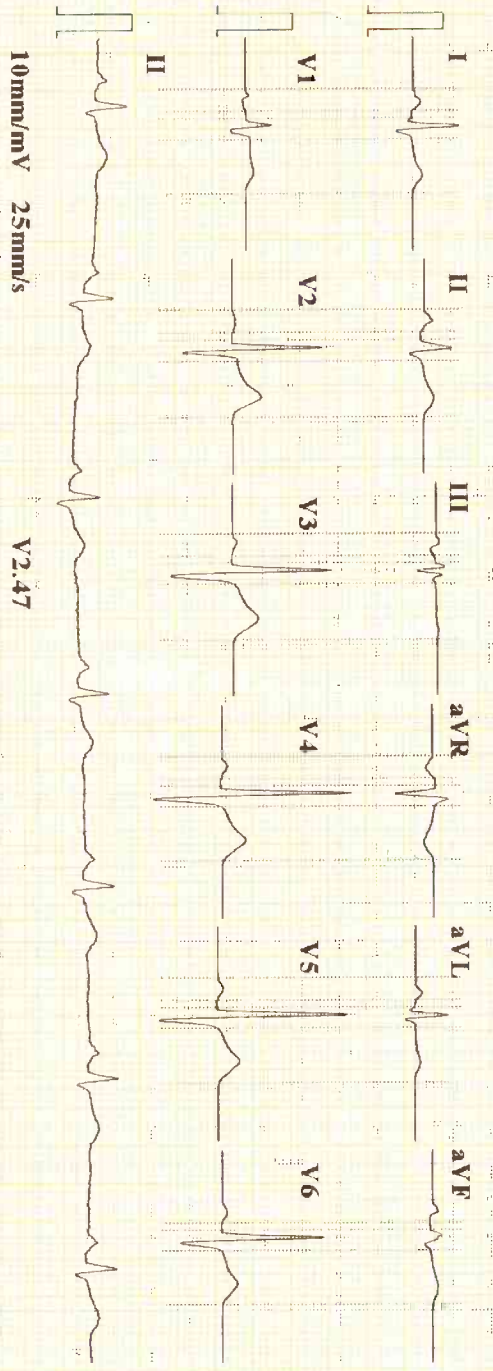
10mm/mV 0.15-25Hz ACS0

2021-11-22 13:54:41



Average Template:

2021-11-22 13:54:41



ID	: 211122-1354	M/min
Name	: <i>Rajk Lakya</i>	8-8-3
Age	: 59 yr	9-4-1
Sex	: Male	
BP	: . . .	
Height	: . . .	
Weight	: . . .	
HR	: 58 bpm	
P Dur	: 116 ms	Diagn
PR int	: 162 ms	811:
QRS Dur	: 103 ms	****
QT/QTc int	: 397/390 ms	
P/QRS/T axis	: 38/32/45 °	
RV5/SV1 amp	: 1.723/0.213 mV	
RV5+SV1 amp	: 1.936 mV	
RV6/SV2 amp	: 1.357/0.647 mV	Repo