

# REVIVAL DIAGNOSTICS



## HEALTH CHECK-UP SUMMARY

Name: Megha Deora

Date: 13/02/2022

Email ID: —

Sex: Female	Age: 27 Years	Contact No:	Remarks:
			Under-weight <input type="checkbox"/>
			Normal <input type="checkbox"/>
			Over-weight <input checked="" type="checkbox"/>

i> BMI

Height (in Cm): 165	Weight (in Kg): 78	BMI: 28.7 kg/m <sup>2</sup>	Over-weight <input checked="" type="checkbox"/>
Hip (in Cm): 112	Waist (in Cm): 97	Hip to Waist Ratio: 1.15	

ii> Blood Pressure & Pulse

114/76 mm/Hg  
72/min. Regular

If high or low, whether the person is on medication: YES /  NO

iii> Blood Tests & Lung Function Remarks

RS }  
CRS }  
CRS } (N)

If abnormal, whether the person is on medication: YES /  NO

iv> Eye Test Remarks

Eye Sight: (R) (L)  
Color Vision: (N)

v> Heart Disease

Whether any specific heart ailment detected (ECG findings):  
NO

vi> Any other problems needing attention / Overall Assessment:

Hypothyroidism - 10 years. Tab. Thyronorm (100mg)

**Revival Diagnostic**

Aqua Corridor,  
B/s. Hazira, Surat-395009.  
Mo. 91062-28601

C. H. Patel  
Signature of the Doctor

**Dr. Chirag Patel**  
M.B.B.S. G-49432

Laboratory Test Result are Subject to technical limitation and should be clinically correlated with patient's history.

# REVIVAL DIAGNOSTICS



Dental Assessment Form

NAME Megha Deora  
AGE 27

DATE 13/02/2022  
SEX Female

## \* CHIEF COMPLAINT

- A CLINICAL FEATURES :- NO
- 1 CAVIES :-  
2 MISSING TOOTH :-  
3 MALOCCLUSION :-  
4 FILLING :-
- B DIAGNOSIS :- normal
- C PERSONAL HISTORY :- (N)
- D PROVISIONAL D/G :- (N)
- E MEDICAL HISTORY :- (N)
- F FINAL D/G :- (N)
- G TREATMENT PLAN :- NO

CLINT SIGN

DOCTOR SIGN

**Revival Diagnostic**  
401, Aqua Corridor,  
B/s. Star Bazar, Surat-395009.  
Mo. 91062-28601

Laboratory Test Result are Subject to technical limitation and should be clinically correlate for final diagnosis



NAME: Megha Deora SEX: Female  
BIRTHDATE: 17/01/1995 AGE: 27

## DEPARTMENT OF OPHTHALMOLOGY

### EYE TEST:

#### 1. VISION:

RIGHT EYE - 6/6  
LEFT EYE - 6/6

#### 2. COLOR VISION:

RIGHT EYE - (N)  
LEFT EYE - (N)

#### 3. FUNDUS:

RIGHT EYE - (N)  
LEFT EYE - (N)

### REMARKS:

#### Revival Diagnostic

401, Aqua Corridor,  
B/s. Star Bazar, Surat-395009.  
Mo. 91062-28601

Ophthalmologist/Optomestrist

*M.D.*

Laboratory Test Result are Subject to technical limitation and should be clinically correlate for final diagnosis

4th Floor, Aqua Corridor, Hazira Road, Adajan Paal, Surat-395009.

0261 2747788

revivaldiagnostics.surat@gmail.com

www.revivaldiagnostics.com

This medical report is not intended for medico-legal purposes.



Name : MEGHA - DEORA  
Age/Sex : 27 Yrs. Female  
UHID : 15493  
Ref. By Dr. : MEDI WHEEL

Date : 13-Feb-2022 9:30 am  
Receipt No : 9594

## CBC HAEMOGRAM

PARAMETER	RESULT	UNITS	NORMAL RANGE
Hemoglobin	: 13.0	gm/dL	11.5-16.4
RBC Count	: 5.09	m/c.mm.	3.9-5.6
WBC Count	: 10000	c. mm.	4,000 - 10,000
Platelet Count	: 4.21	c. mm.	1.5 Lac - 5.0 Lac
<b>Blood Indices</b>			
Hematocrit (PCV)	: 42.9	%	36-47 %
MCV	: 84.3	fl	75-96
MCH	: 25.5	pg	27-32
MCHC	: 30.3	g/dL	30-36
RDW	: 14.7	%	11- 16
ESR (WINTORBE)	: 09	mm./hr.	0-30 below the age of 50 yrs.
<b>DIFF WBC Count</b>			
Neutrophils	: 50	%	40-75
Lymphocytes	: 45	%	20-50
Eosinophils	: 03	%	1-6
Monocytes	: 02	%	2-10
Basophils	: 00	%	0-5
Band Form	: 00	%	0-5
<b>Smear Study</b>			
Platelets in Smear	: Adequate		
Malarial Parasites	: Malarial Parasites Not Detected		
Blood Group	: "B"		
RH Factor	: Positive		

**Revival Diagnostic**  
401, Aqua Corridor,  
B/s. Star Bazar, Surat-395009  
Mo. 91062-28601

**Pathologist**  
Dr. Mihir Icecreamwala

Lab Technician/Technologist  
Zarna K Gandki (Msc. Biotech)

Laboratory Test Results are Subject to technical limitation and are not intended for final diagnosis. Operator Name: Zarna K Gandki. Print Date & Time: 13 Feb 2022, 11:04:00AM

4th Floor, Aqua Corridor, Hazira Road, Adajan Paal, Surat-395009.

0261 2747788

revivaldiagnostics.surat@gmail.com

www.revivaldiagnostics.com

This medical report is not intended for medico-legal purposes.



Name : MEGHA - DEORA

Date : 13-Feb-2022  
09:30:04AM

Age/Sex : 27 Yrs. Female

Receipt No : 9594

UHID : 15493

Ref. By Dr. : MEDI WHEEL

## REPORT OF SERUM LIPID PROFILE

Test	Result	Reference Range
Serum Cholesterol	161	Normal : Less than 200 mg / dl Borderline : 200 to 239 mg / dl Undesirable : More than 240 mg / dl
Serum Triglyceride	76	Normal : Less than 150 mg / dl Borderline High : 150 to 199 mg / dl High : 200 - 499 mg / dl Very High : More than 500 mg / dl
Serum HDL - Cholesterol (Good Cholesterol )	50	Desirable : More than 65 mg / dl Borderline : 45 to 65 mg / dl Undesirable : Less than 45 mg / dl
Serum LDL - Cholesterol (Bad Cholesterol)	95.8	Optimal : Less than 100 mg / dl Above Optimal : 100 - 129 mg / dl Borderline High : 130 to 159 mg / dl High : 160 to 189 mg / dl Very High : More than 190 mg / dl
VLDL	15.2	Normal : 5 to 30 mg / dl
Chol. / HDL - Chol. Ratio	3.2	Low Risk : Less than 3.1 Medium Risk : 3.1 to 5.9 High Risk : More than 6
LDL / HDL - Chol. Ratio	1.92	Low Risk : Less than 3.55 Medium Risk : 3.55 - 4 High Risk : More than 6

**Revival Diagnostic**

401, Aqua Corridor,  
B/s. Star Bazar, Surat-395009  
Mo. 91062-28001

Pathologist

Dr. Mihir Icecreamwala

Lab Technician/Technologist  
Zarna K Gandhi (Msc. Biotech)

Operator Name: Zarna Gandhi

PrintDate & Time: 13-Feb-2022 11:36:00AM

Laboratory Test Result are Subject to technical limitation and should be clinically correlate for final diagnosis



Name : MEGHA - DEORA  
Age/Sex : 27 Yrs. / Female  
UHID : 15493  
Ref. By Dr. : MEDI WHEEL

Date : 13-Feb-2022 9:30 am  
Receipt No : 9594

## ROUTINE URINE EXAMINATION REPORT

### PHYSICAL EXAMINATION :

Quantity : 30 ml  
Colour : Pale Yellow  
Appearance : Clear  
Reaction : Acidic  
Specific Gravity : 1.030

### CHEMICAL EXAMINATION :


Proteins : Absent  
Sugar : Absent  
Acetone : Absent  
Bile Salts : Absent  
Bile Pigments : Absent  
Urobilinogen : Normal  
O.B.T. : Negative

### MICROSCOPIC EXAMINATION :

Pus Cells : 2-3/hpf.  
R. B. C. : Absent  
Epithelial Cells : 2-3/hpf.  
Bacteria : Absent  
Casts : Absent  
Crystals : Absent  
Yeast cell : Absent  
Mucus : Absent  
Other Findings : NIL

**Revival Diagnostic**  
401, Aqua Corridor,  
B/s. Star Bazar, Surat-395009  
Mo. 91062-28601

Lab Technician/Technologist  
Zarna K Gandhi (Msc. Biotech)

  
Pathologist  
Dr. Mihir Icecreamwala

Laboratory Test Result are Subject to technical limitation and should be clinically correlate for final diagnosis

Operator Name: Zarna Gandhi

Print Date & Time: 13-Feb-2022 11:18:00AM

4th Floor, Aqua Corridor, Hazira Road, Adajan Paal, Surat-395009.

☎ 0261 2747788

✉ revivaldiagnostics.surat@gmail.com

🌐 www.revivaldiagnostics.com

This medical report is not intended for medico-legal purposes.



Name : MEGHA - DEORA

Date : 13-Feb-2022 9:30  
am

Age/Sex : 27 Yrs. Female  
UHID : 15493

Receipt No : 9594

Ref. By Dr. : MEDI WHEEL

## THYROID TEST


TEST	RESULT	NORMAL RANGE
T3	0.91	0.87 - 1.78 ng/ml
T4	8.39	4.60 - 13.5 ug/dl
TSH	<b>24.89</b>	0.50 - 5.50 uIU/ml 5.5 to 15 uIU/ml - Suggested Clinical co-relation Or Repeat test with new sample as physiological factors can give falsely high TSH Above 15uIU/ml Hypothyroid

PREGNANT WOMEN normal ranges for TSH:  
1st Trimester :0.0878 - 2.8293 uIU/ml  
2nd Trimester :0.1998 - 2.7915 uIU/ml  
3rd Trimester :0.307 - 2.9028 uIU/ml  
Ref:TIETZ Fundamentals of Clinical Chemistry.

### Revival Diagnostic

401, Aqua Corridor,  
B/s. Star Bazar, Surat-395009  
Mo. 91062-28601

Lab Technician/Technologist  
Zarna K Gandhi (Msc. Biotech)

  
Pathologist  
Dr. Mihir Icecreamwala

Operator Name : Zarna Gandhi  
Laboratory Test Result are Subject to technical limitation and should be clinically correlate for final diagnosis

Print Date & Time : 13-Feb-2022

# REVIVAL DIAGNOSTICS



Name : MEGHA - DEORA  
Age/Sex : 27 Yrs. Female  
UHID : 15493  
Ref. By Dr. : MEDI WHEEL

Date : 13-Feb-2022

Receipt No : 9594

## REPORT OF GLYCOSYLATED HEMOGLOBIN [ HbA1C ]

Parameter	Result	Unit	Biological Reference Interval
Hemoglobin A1C(HbA1C)	5.3	%	HbA1C Degree of Glucose Control

< 5.6 % Non Diabetics  
5.7 - 6.4 % Prediabetics  
> = 6.5 % Diabetics

(REF : Wallace, 11th Edition)

### REMARKS:

6 - 7 % Excellent Control  
7 - 8 % Good Control  
8 -10 % Unsatisfactory Control  
> 10 % Poor Control

Method : High performance liquid chromatography (HPLC)

MEAN BLOOD GLUCOSE OVER THE PAST 60 DAYS FROM THE HbA1C RESULT : 000 mg/dl

Remarks : GHb test is useful for the long term control and monitoring of diabetes mellitus since it reflects the integration of blood glucose levels during past 4-8 weeks.

### Revival Diagnostic

401, Aqua Corridor,  
B/s. Star Bazar, Surat-395009  
Mo. 91062-28601

Pathologist

Dr. Mihir Icecreamwala

Print Date & Time :13-Feb-2022 11:35:00AM

Lab Technician/Technologist  
Zarna K Gandhi (Msc. Biotech)  
Operator Name :Zarna Gandhi

Laboratory Test Result are Subject to technical limitation and should be clinically correlate for final diagnosis

4th Floor, Aqua Corridor, Hazira Road, Adajan Paal, Surat-395009.

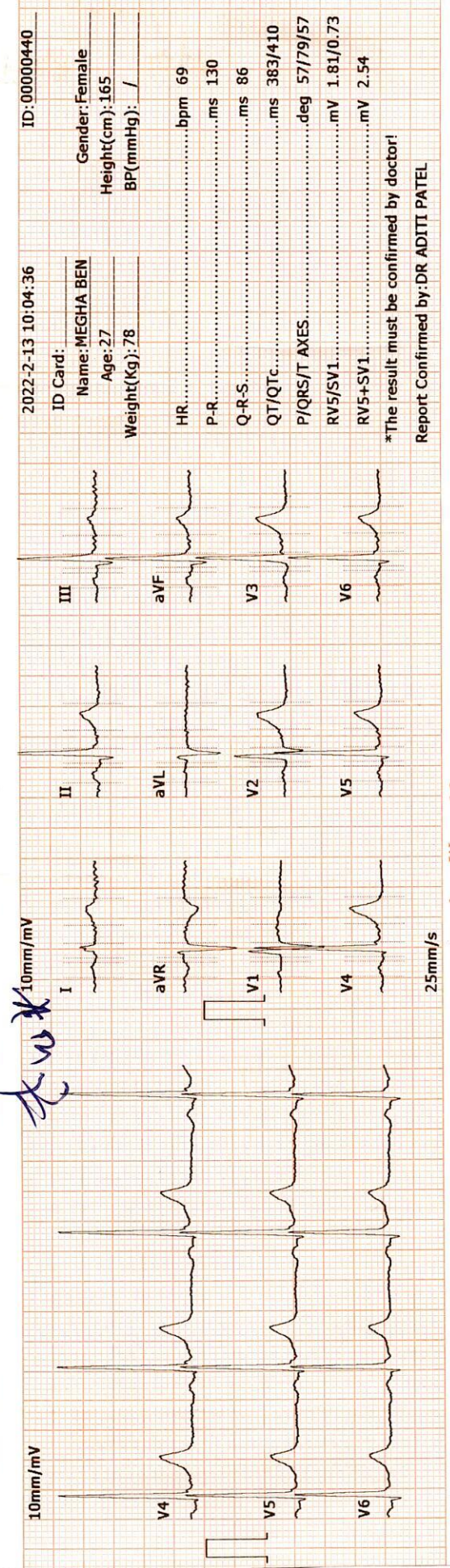
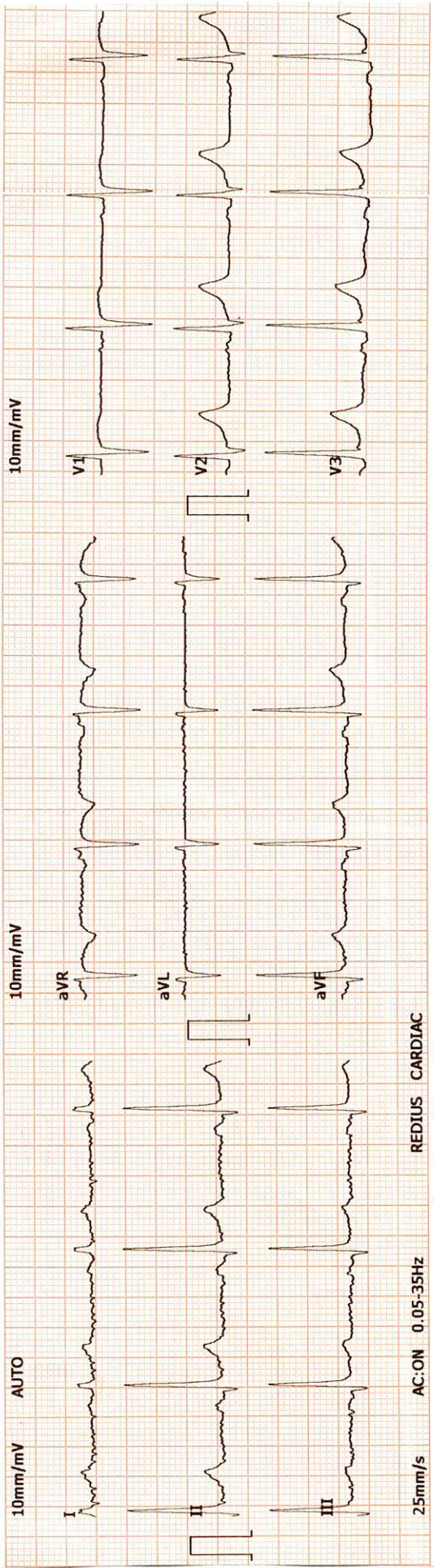
0261 2747788

revivaldiagnostics.surat@gmail.com

www.revivaldiagnostics.com

This medical report is not intended for medico-legal purposes.





2022-2-13 10:04:36 ID: 00000440

ID Card: Name: MEGHA BEN Gender: Female  
 Age: 27 Height(cm): 165  
 Weight(Kg): 78 BP(mmHg): /

HR.....bpm 69  
 P-R.....ms 130  
 Q-R-S.....ms 86  
 QT/QTc.....ms 383/410  
 P/QRS/T AXES.....deg 57/79/57  
 RV5/SV1.....mV 1.81/0.73  
 RV5+SV1.....mV 2.54

\*The result must be confirmed by doctor!  
 Report Confirmed by: DR ADITI PATEL

**DR. ADITI PATEL**  
 M.B.B.S., D. CARD (MUM)  
 CLINICAL CARDIOLOGIST  
 REG.NO.G-42901

**Revival Diagnostic**  
 401, Aqua Condo,  
 B/s. Star Bazar, Surat-395009,  
 Mo. 91062-28501

# REVIVAL DIAGNOSTICS



Name : MEGHA - DEORA  
Age/Sex : 27 Yrs. Female  
UHID : 15493  
Ref. By Dr : MEDI WHEEL

Date : 13-Feb-2022  
Rec No : 9594


## ECG

Test	Observed Value	Biological Reference Interval
------	----------------	-------------------------------

ECG

1. The rhythm is sinus.
2. Heart rate is 69 beats per minute.
3. Normal P,QRS,T wave axis.
4. Normal PR,QRS,Q.T. Duration.
5. No pathological q wave or ST-T changes seen.
6. No evidence of chamber hypertrophy or enlargement seen.

IMPRESSION : ECG WITHIN NORMAL LIMITS .

  
DR. ADITH PATEL  
M.B.B.S., D. CARD (MUM)  
CLINICAL CARDIOLOGIST  
REG.NO.G-42901

**Revival Diagnostic**  
401, Aqua Corridor,  
B/s. Star Bazar, Surat-395009.  
Mo. 91062-28601

Laboratory Test Result are Subject to technical limitation and should be clinically correlate for final diagnosis



Summary

REDIUS DIAGNOSTICS  
4TH FLOOR, AQUA CORRIDOE, NEAR STAR BAZAR, ADAJAN- 395009, SURAT  
7002/MEGHA DEORA 27 Yrs./Female 78 Kg/165 Cms

Date: 13-Feb-2022 10:25:51 AM  
Ref.By : MEDI WHEEL

Protocol : BRUCE

Objective : FOR TESTING PURPOSE ONLY.

Stage	StageTime (Min:Sec)	PhaseTime (Min:Sec)	Speed (kmph)	Grade (%)	METS	H.R. (bpm)	B.P. (mmHg)	R.P.P. x100	PVC	Comments
Supine					1.0	78	114/76	88	-	
Standing					1.0	65	114/76	74	-	
HV					1.0	60	114/76	68	-	
ExStart					1.0	76	114/76	86	-	
Stage 1	3:00	3:01	2.7	10.0	4.6	131	120/80	157	-	
Stage 2	3:00	6:01	4.0	12.0	7.0	166	150/80	249	-	
PeakEx	0:04	6:05	5.5	14.0	7.1	167	150/80	250	-	
Recovery	1:00		0.0	0.0	1.1	122	150/80	183	-	
Recovery	2:00		0.0	0.0	1.0	101	150/80	151	-	
Recovery	3:00		0.0	0.0	1.0	93	140/80	130	-	
Recovery	3:05		0.0	0.0	1.0	92	110/80	101	-	

Medication : Nil

History : Nil

Test End Reason : Test Complete

Findings :

The patient exercised according to BRUCE for 6:5, achieving a work level of Max METS:7.1. Resting heart rate initially 78 bpm, rose to a max. heart rate of 167 bpm which represents 87% of maximum age predicted heart rate. Resting blood pressure 114/76 mmhg, rose to a maximum blood pressure of 150/80 mmhg. The exercise stress test was stopped due to Test Complete

Parameters :

Exercise Time : 6:05 minutes

Max HR attained : 167 bpm 87% of Max Predictable HR 193

Max BP : 150/80(mmHg)

WorkLoad attained : 7.1 (Fair Effort Tolerance )

NOsignificant ST segment changes noted during exercise or recovery.

NOAngina / Arrhythmia / S3 / murmur

Final Impression : Test is negative for inducible ischaemia.

Advice/Comments:

Revival Diagnostic

401, Aqua Corridor,  
B/s. Star Bazar, Surat-395009.  
Mo. 91062-28601

DR. ADITI PATEL  
M.B.B.S., D. CARD (MUM)  
CLINICAL CARDIOLOGIST  
REG.NO.G-42901

DR. ADITI PATEL

**REDIUS DIAGNOSTICS**

**4TH FLOOR, AQUA CORRIDOE, NEAR STAR BAZAR, ADAJAN- 395009, SURAT**

7002/MEGHA DEORA  
27 Yrs/Female  
78 Kg/165 Cms

Date: 13-Feb-2022 10:25:51 AM

HR: 77 bpm  
METS: 1.0  
BP: 114/76

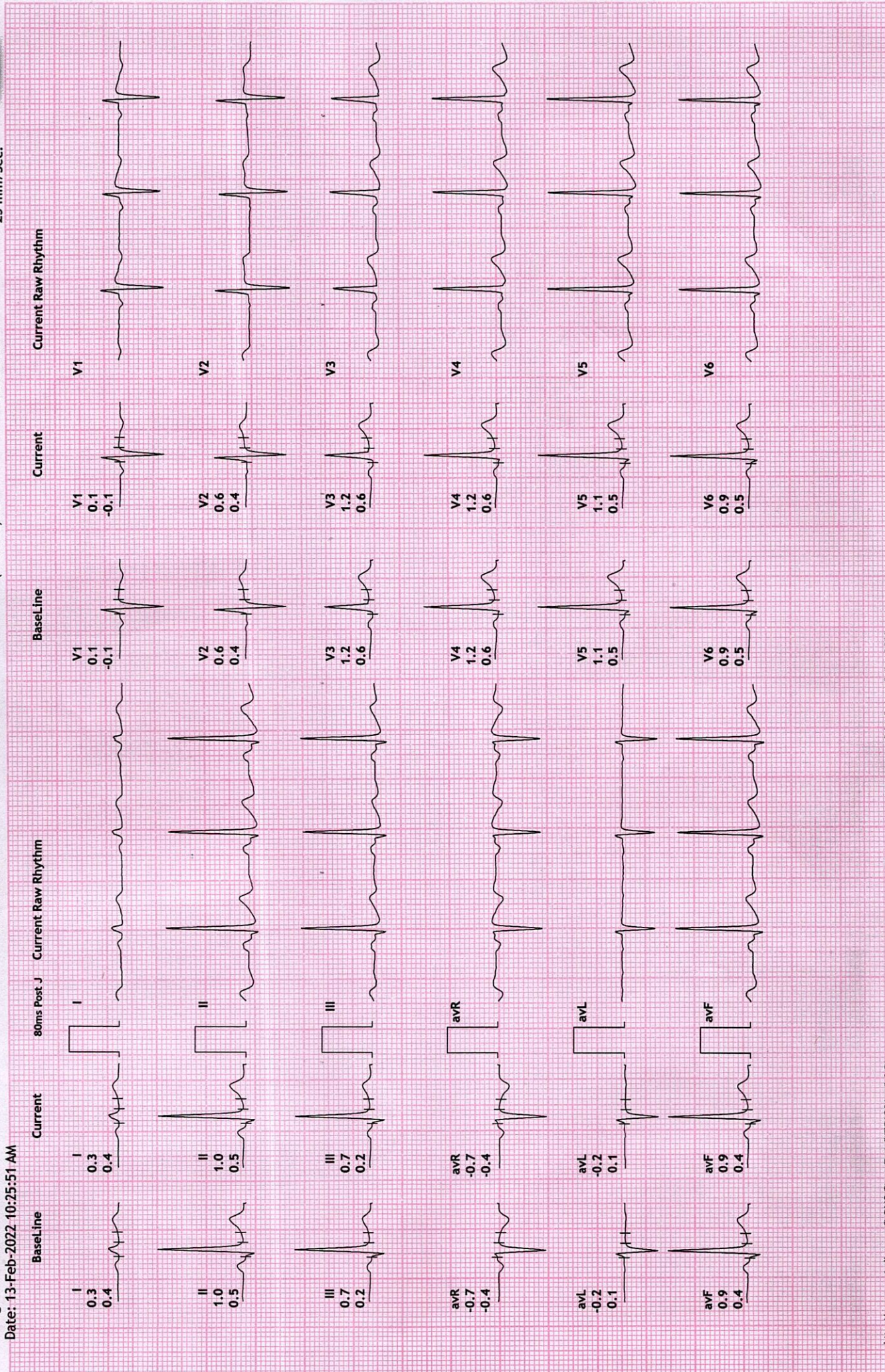
MPHR: 39% of 193  
Speed: 0.0 kmph  
Grade: 0.0%

Raw ECG  
BRUCE  
(1.0-100)Hz

**12 Lead + Comparison**

Ex Time 00:31  
BLC : On  
Notch : On

SUPINE  
10.0 mm/mV  
25 mm/Sec.



**REDIUS DIAGNOSTICS**

**4TH FLOOR, AQUA CORRIDOE, NEAR STAR BAZAR, ADAJAN- 395009, SURAT**

7002/MEGHA DEORA  
27 Yrs/Female  
78 Kg/165 Cms

HR: 75 bpm  
METS: 1.0  
BP: 114/76

MPHR: 38% of 193  
Speed: 0.0 kmph  
Grade: 0.0%

Raw ECG  
BRUCE  
(1.0-100)Hz

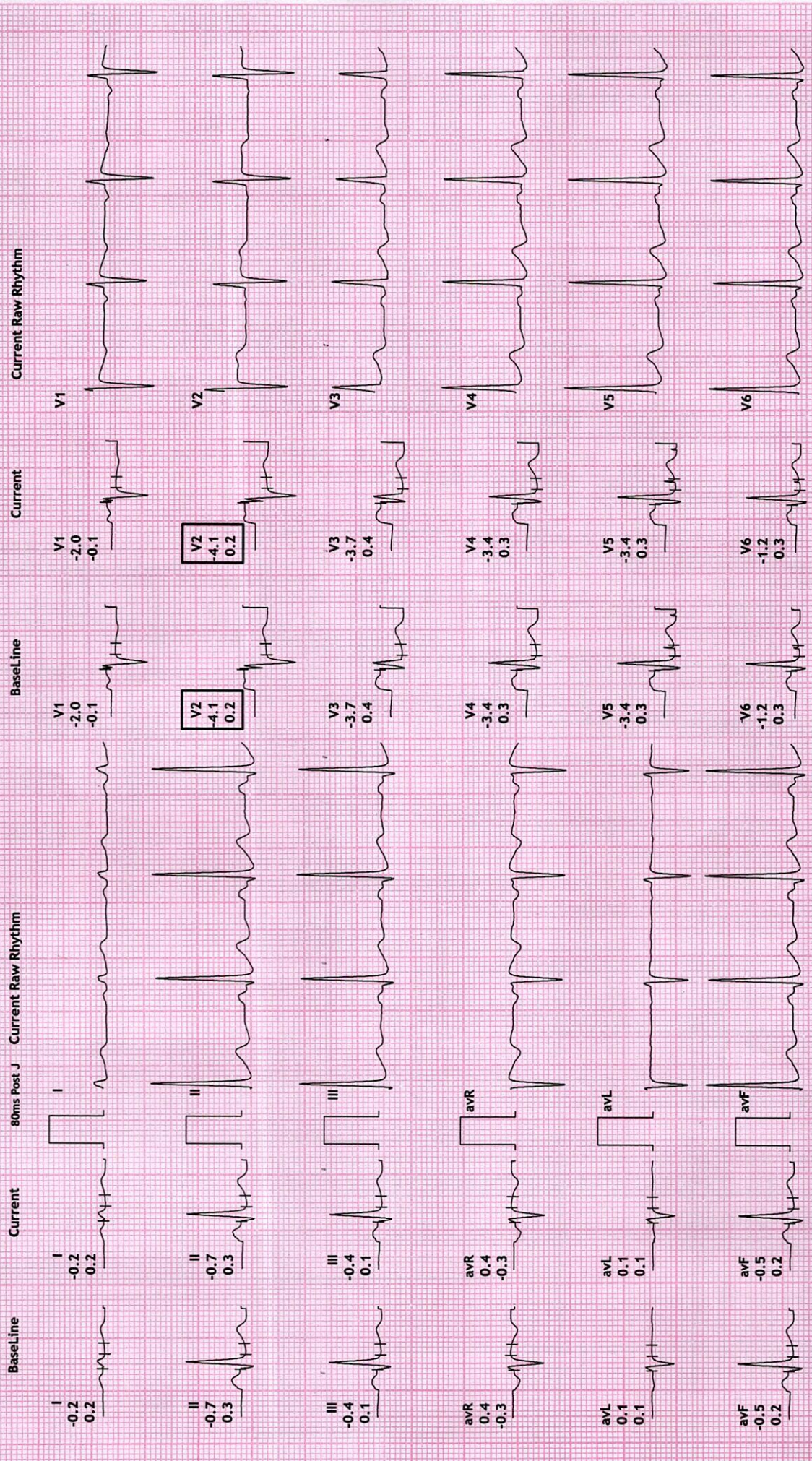
Ex Time 00:42  
BLC : On  
Notch : On

STANDING  
10.0 mm/mV  
25 mm/Sec.

**12 Lead + Comparison**



Date: 13-Feb-2022 10:25:51 AM



**REDIUS DIAGNOSTICS**

**4TH FLOOR, AQUA CORRIDOE, NEAR STAR BAZAR, ADAJAN- 395009, SURAT**

7002/MEGHA DEORA

27 Yrs/Female

78 Kg/165 Cms

Date: 13-Feb-2022 10:25:51 AM

HR: 74 bpm

METS: 1.0

BP: 114/76

MPHR: 38% of 193

Speed: 0.0 kmph

Grade: 0.0%

**12 Lead + Comparison**

Raw ECG

BRUCE

(1.0-100)Hz

Ex Time 00:54

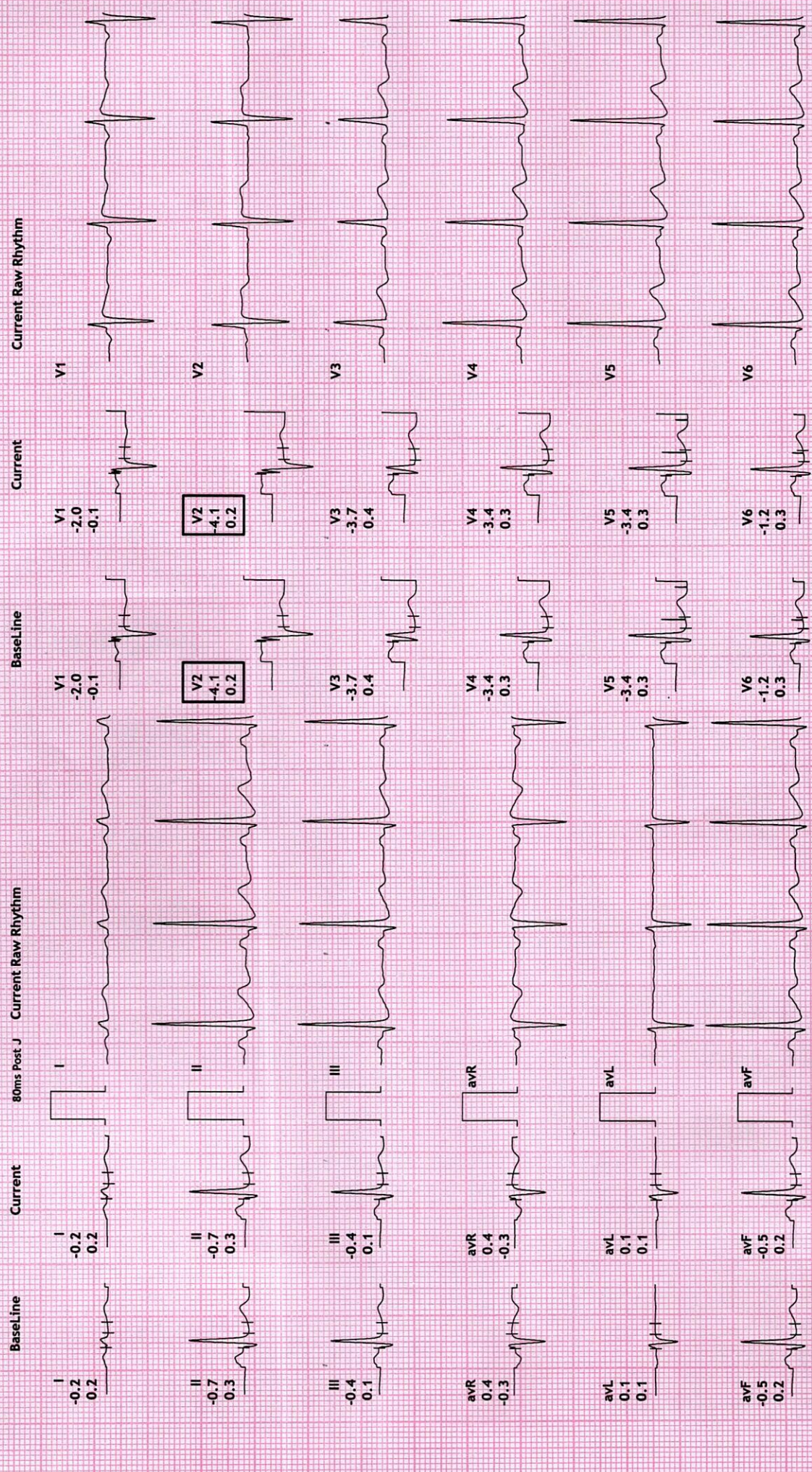
BLC : On

Notch : On

HV

10.0 mm/mV

25 mm/Sec.



**KEDIUS DIAGNOSTICS**

**4TH FLOOR, AQUA CORRIDOE, NEAR STAR BAZAR, ADAJAN- 395009, SURAT**

7002/MEGHA DEORA  
27 Yrs/Female  
78 Kg/165 Cms

Date: 13-Feb-2022 10:25:51 AM

HR: 82 bpm  
METS: 1.0  
BP: 114/76

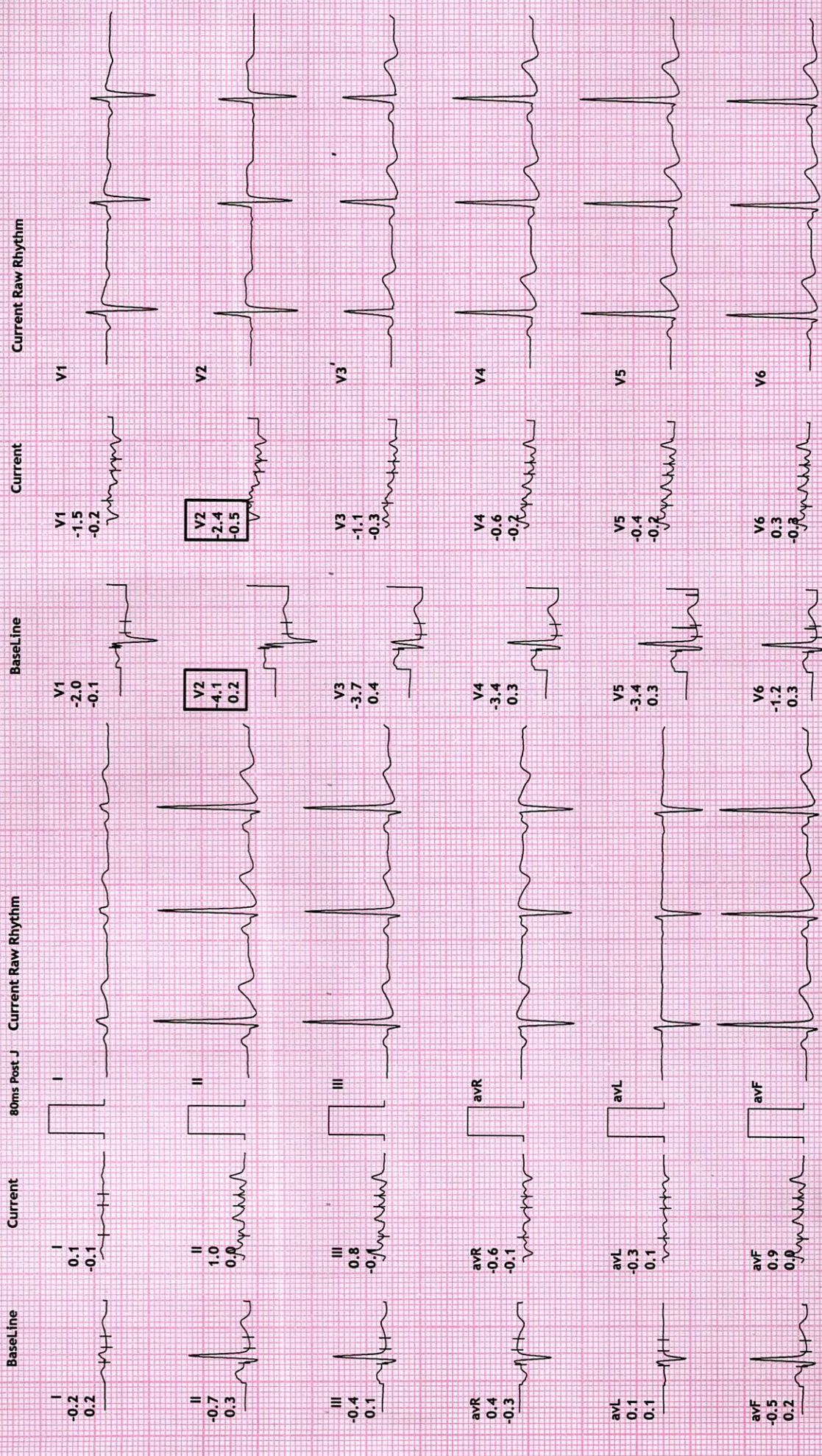
MPHR: 42% of 193  
Speed: 0.0 kmph  
Grade: 0.0%

Raw ECG  
BRUCE  
(1.0-100)Hz

Ex Time 00:00  
BLC : On  
Notch : On

ExStrt  
10.0 mm/mV  
25 mm/Sec.

**12 Lead + Comparison**



REDIUS DIAGNOSTICS

4TH FLOOR, AQUA CORRIDOE, NEAR STAR BAZAR, ADAJAN- 395009, SURAT

7002/MEGHA DEORA

27 Yrs/Female

78 Kg/165 Cms

Date: 13-Feb-2022 10:25:51 AM

12 Lead + Comparison

MPHR:67% of 193

Speed: 2.7 kmph

Grade: 10.0%

HR: 131 bpm

METS: 4.6

BP: 120/80

Raw ECG

BRUCE

(1.0-100)Hz

Ex Time 03:00

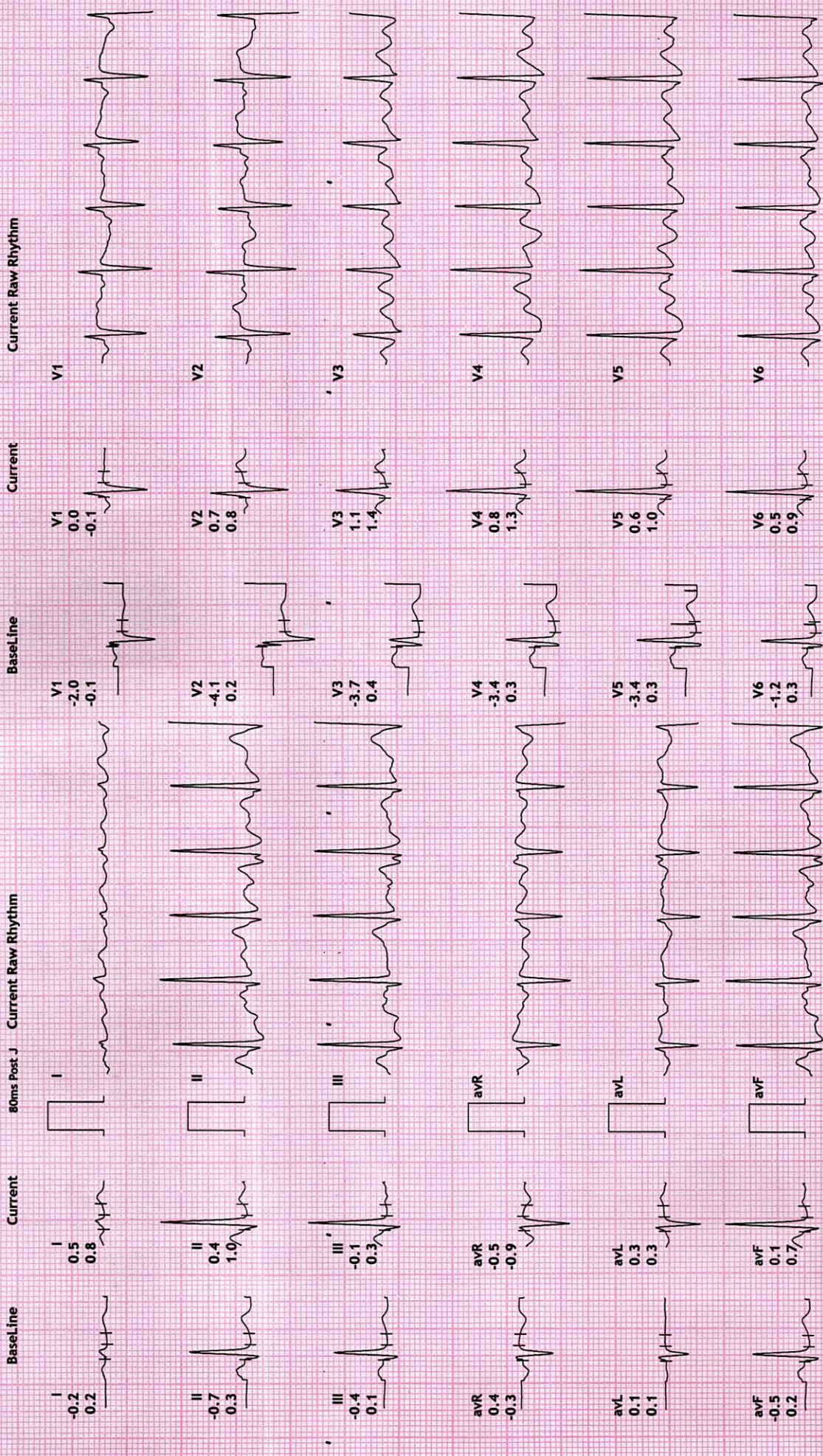
BLC :On

Notch :On

Stage 1 ( 03:00

10.0 mm/mV

25 mm/Sec.





**REDIUS DIAGNOSTICS**

**4TH FLOOR, AQUA CORRIDOE, NEAR STAR BAZAR, ADAJAN- 395009, SURAT**

7002/MEGHA DEORA

27 Yrs/Female

78 kg/165 Cms

Date: 13-Feb-2022 10:25:51 AM

**12 Lead + Comparison**

HR: 166 bpm

METS: 7.0

BP: 150/80

Raw ECG

BRUCE

(1.0-100)Hz

Ex Time 06:00

BLC : On

Notch : On

Stage 2 ( 03:00

10.0 mm/mV

25 mm/Sec.



BaseLine



I  
-0.2  
0.2

Current



I  
1.5  
1.3

80ms Post J



BaseLine



V1  
-2.0  
-0.1

Current



V1  
0.1  
0.3


Current Raw Rhythm



V1



II  
-0.7  
0.3



II  
0.3  
2.3



V2  
-4.1  
0.2

Current



V2  
1.4  
1.3

Current Raw Rhythm



V2



III  
-0.4  
0.1



III  
-1.2  
0.9



V3  
-3.7  
0.4

Current



V3  
1.3  
2.5

Current Raw Rhythm



V3



aVR  
0.4  
-0.3



aVR  
-0.9  
-1.8



V4  
-3.4  
0.3

Current



V4  
1.3  
3.2

Current Raw Rhythm




V4



aVL  
0.1  
0.1



aVL  
1.3  
0.2



V5  
-3.4  
0.3

Current



V5  
0.7  
2.7

Current Raw Rhythm



V5



aVF  
-0.5  
0.2



aVF  
-0.4  
1.6



V6  
-1.2  
0.3

Current



V6  
0.2  
1.5

Current Raw Rhythm



V6



# 12 Lead + Comparison

**REDIUS DIAGNOSTICS**  
 4TH FLOOR, AQUA CORRIDOE, NEAR STAR BAZAR, ADAJAN- 395009, SURAT  
 7002/MEGHA DEORA

27 Yrs/Female  
 78 Kg/165 Cms  
 Date: 13-Feb-2022 10:25:51 AM


Ex Time 06:04  
 BLC :On  
 Notch :On

Raw ECG  
 BRUCE  
 (1.0-100)HZ

MPHR:86% of 193  
 Speed: 5.5 kmph  
 Grade: 14.0%

BP: 150/80  
 METS: 7.1  
 HR: 167 bpm

PeakEx  
 10.0 mm/mV  
 25 mm/Sec.





12 Lead + Comparison

**REDIUS DIAGNOSTICS**  
4TH FLOOR, AQUA CORRIDOE, NEAR STAR BAZAR, ADAJAN- 395009, SURAT  
7002/MEGHA DEORA  
27 Yrs/Female

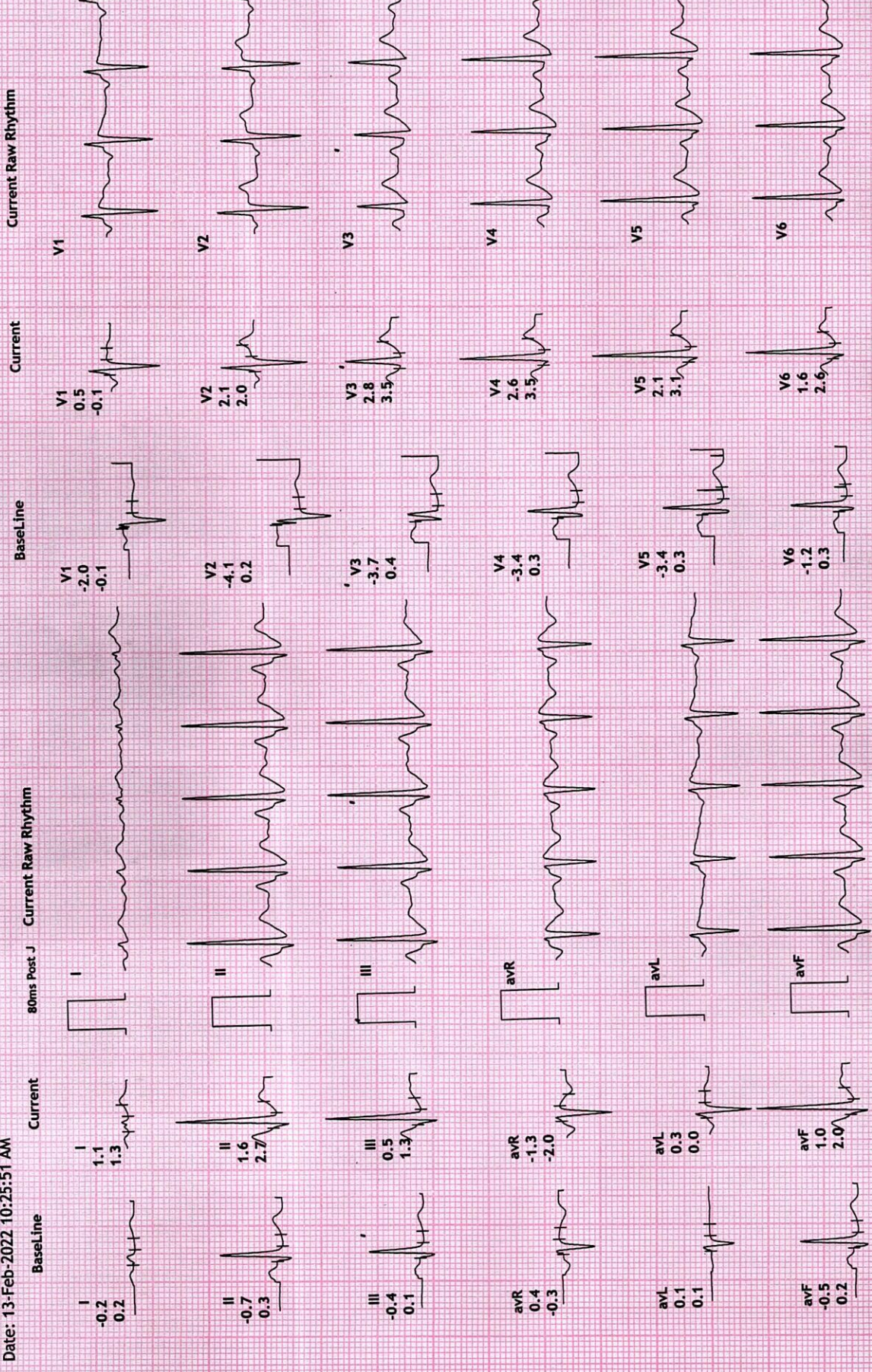
MPHR: 63% of 193  
Speed: 0.0 kmph  
Grade: 0.0%

Raw ECG  
BRUCE  
(1.0-100)Hz

Recovery : ( 01  
10.0 mm/mV  
25 mm/Sec.

Ex Time 06:04  
BLC : On  
Notch : On

78 Kg/165 Cms  
Date: 13-Feb-2022 10:25:51 AM





Recovery : ( 02 )  
10.0 mm/mV  
25 mm/Sec.

Ex Time 06:04  
BLC : On  
Notch : On

12 Lead + Comparison

Raw ECG  
BRUCE  
(1.0-100)Hz

REDIUS DIAGNOSTICS  
4TH FLOOR, AQUA CORRIDOE, NEAR STAR BAZAR, ADAJAN- 395009, SURAT  
MPHR: 52% of 193  
Speed: 0.0 kmph  
Grade: 0.0%

HR: 101 bpm  
METS: 1.0  
BP: 150/80

78 Kg/165 Cms

Date: 13-Feb-2022 10:25:51 AM

Current Raw Rhythm

Current

Baseline

80ms Post J Current Raw Rhythm

V1

V1


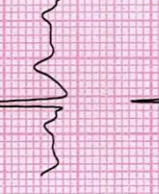

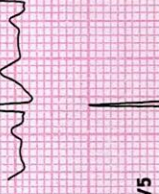
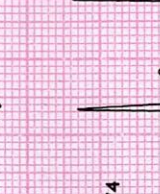
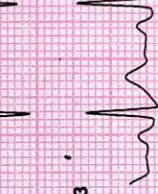
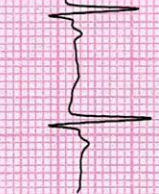
V1

I

I

I

avR



V1

V1

V1

I

I

I

avR

V2

V2

V2

II

II

II

avR

V3

V3

V3

III

III

III

avR

V4

V4

V4

avR

avR

avR

avR

V5

V5

V5

avL

avL

avL

avL

V6

V6

V6

avF

avF

avF

avF

0.1  
0.1  
-0.1

-2.0  
-0.1

0.3  
0.6

-0.2  
0.2

0.4  
-0.3

0.1  
0.1

1.1  
1.1

-4.1  
0.2

1.0  
1.7

-0.7  
0.3

0.4  
-0.3

1.1  
1.1

1.8  
2.2

-3.7  
0.4

0.7  
1.1

-0.4  
0.1

1.4  
2.1

1.8  
2.2

1.4  
2.1

-3.4  
0.3

-0.7  
-1.2

0.4  
-0.3

1.2  
1.8

1.4  
2.1

1.2  
1.8

-3.4  
0.3

-0.2  
-0.2

0.1  
0.1

1.2  
1.8

1.2  
1.8

1.0  
1.5

-1.2  
0.3

0.9  
1.4

-0.5  
0.2

1.0  
1.5

1.0  
1.5



**REDIUS DIAGNOSTICS**  
 4TH FLOOR, AQUA CORRIDOE, NEAR STAR BAZAR, ADAJAN- 395009, SURAT  
 7002/MEGHA DEORA

27 Yrs/Female  
 78 Kg/165 Cms  
 Date: 13-Feb-2022 10:25:51 AM

MPHR:-48% of 193  
 Speed: 0.0 kmph  
 Grade: 0.0%

Raw ECG  
 BRUCE  
 (1.0-100)Hz

Ex Time 06:04  
 BLC :On  
 Notch :On

Recovery : ( 03  
 10.0 mm/mV  
 25 mm/Sec.

12 Lead + Comparison

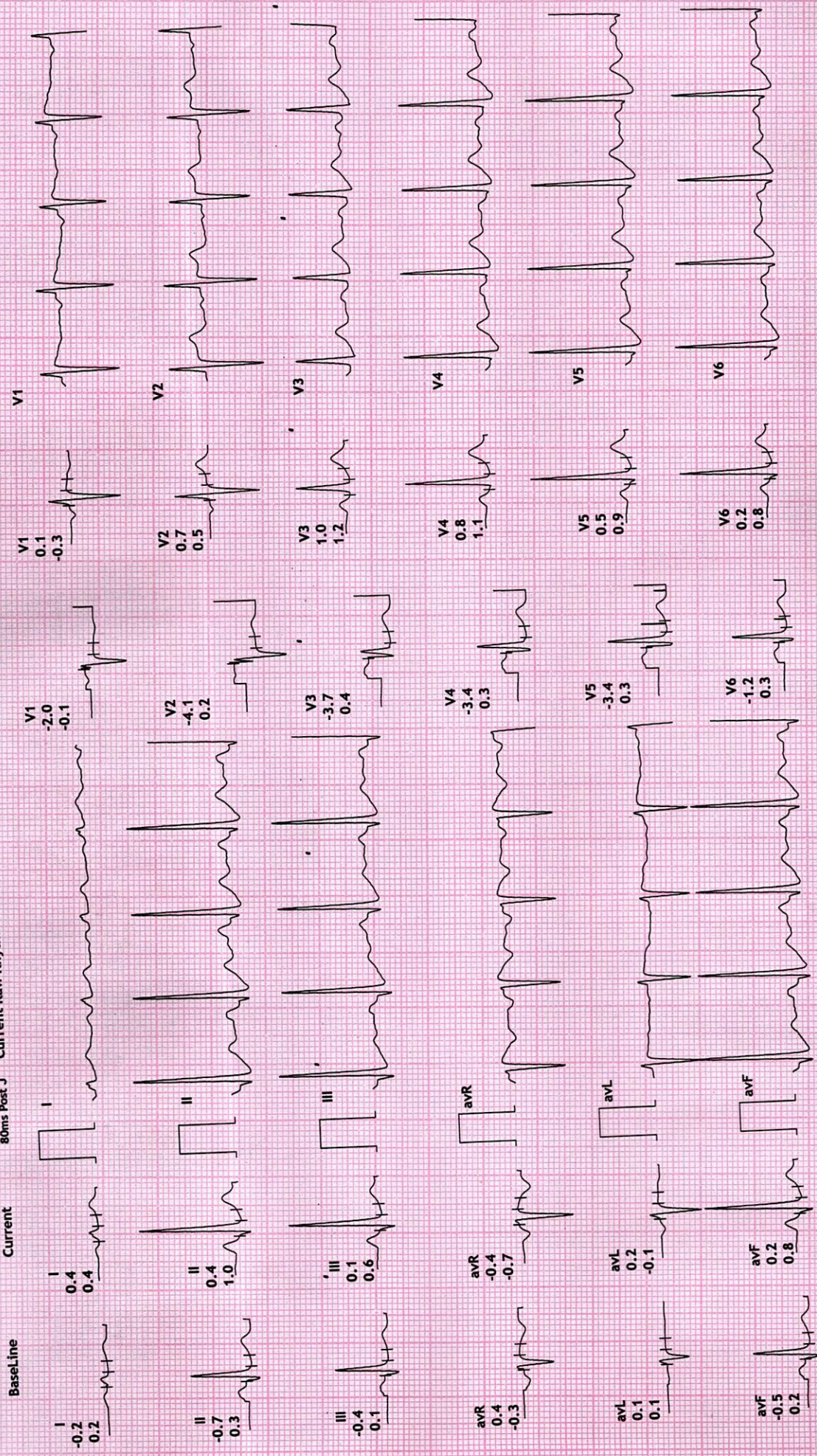
Current Raw Rhythm

Current

BaseLine

80ms Post J

Current Raw Rhythm





Name : MEGHA - DEORA  
Age/Sex : 27 Yrs. Female  
UHID : 15493  
Ref. By Dr : MEDI WHEEL

Date : 13-Feb-2022  
Rec No : 9594

## CHEST RADIOGRAPH-PA VIEW

Hilar shadows are within normal limits.

Pulmonary vasculature appears normal.

Cardiac appears normal in size.

Both domesh of the diaphragm are smooth.

Both costophrenic recesses are clear.

Both lung fields appear normal.

Visualized bones and soft tissue shadows appear normal.

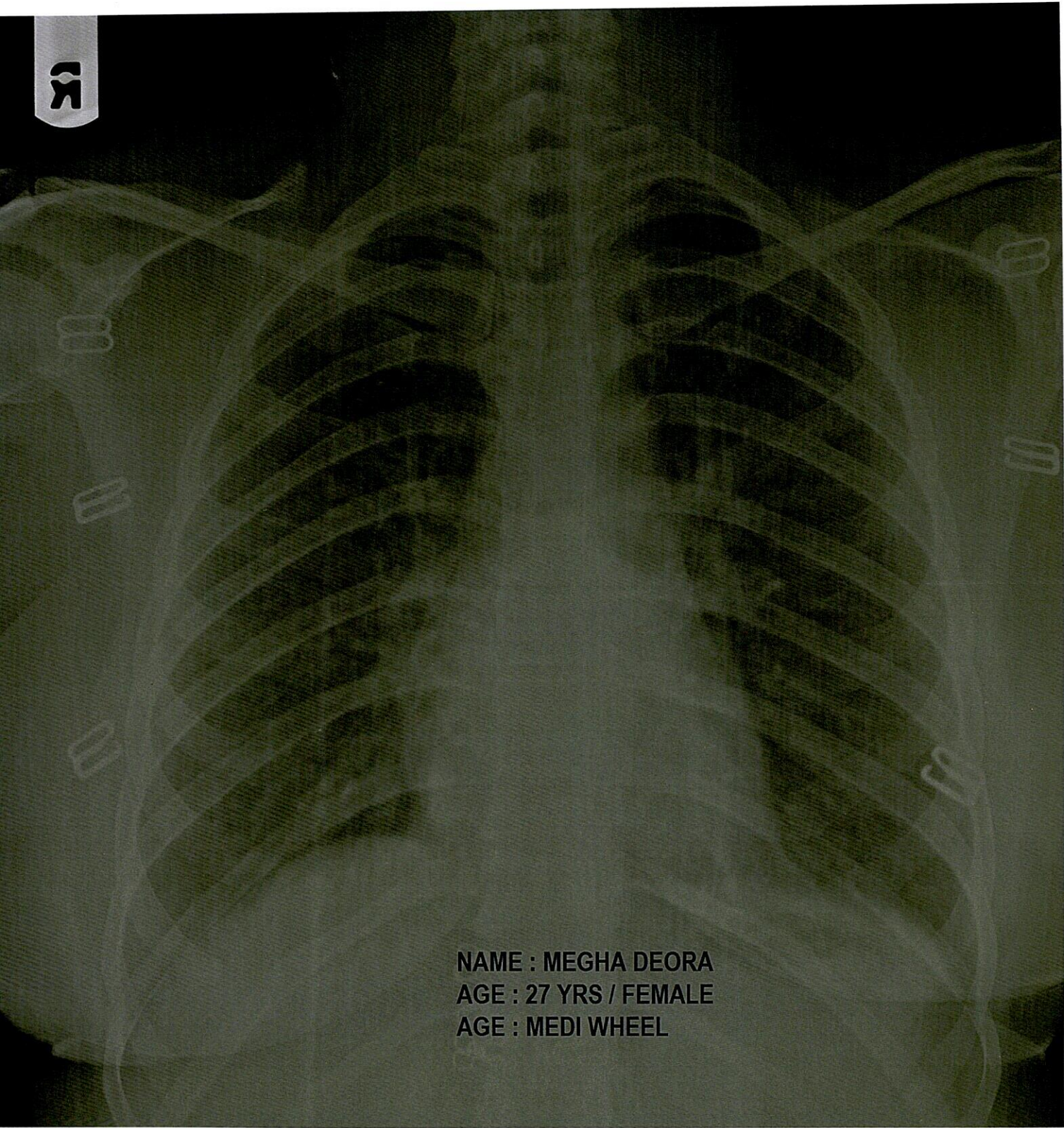
IMPRESSION:

NORMAL STUDY.

**Dr. Chirag K. Patel**  
MBBS-DMPD  
Reg. No. 16759A  
**DR. CHIRAG K. PATEL**  
Revival Diagnostics  
4th Floor, Aqua Corridor,  
Nr. Star Bazar, Hazira Main Road,  
Adajan, Surat-395009.  
Mo. 97266 726683

Laboratory Test Result are Subject to technical limitation and should be clinically correlate for final diagnosis

R



NAME : MEGHA DEORA  
AGE : 27 YRS / FEMALE  
AGE : MEDI WHEEL





NAME	MEGHA DEORA	DATE	13-Feb-22
REFERRED BY	MEDI WHEEL	AGE / SEX	27 YRS / F

Thanks for the reference

## USG ABDOMEN AND PELVIS

**LIVER:** is normal in size and shows homogenous echotexture.

No evidence of intrahepatic biliary radicles dilatation / focal space occupying lesion.

The portal vein and common bile duct shows normal caliber.

**GALL BLADDER:** is distended and shows smooth walls. Wall thickness is normal.

No evidence of sludge / calculus. No evidence of pericholecystic collection.

**SPLEEN:** Is normal in size and shows normal echo pattern.

**PANCREAS:** shows normal echo anatomy and its relationship with splenic vein is normal.

**KIDNEYS:** Both the kidneys are normal in size, shape and location and show normal cortico-medullary differentiation.

**Right kidney** measures- 9.9 x 4.5 cms.

**Left kidney** measures- 9.7 x 4.6 cms.

No evidence of hydronephrosis or calculus.

**URINARY BLADDER:** is distended with smooth walls.

No evidence of diverticulum or calculus.

**UTERUS:** is anteverted and shows normal endometrial echo reflectivity.

**OVARY: Both ovaries are mildly bulky in size and shows peripheral follicles.**

No evidence of ascites or pleural effusion.

Fluid and gas filled bowel loops with normal wall thickness and peristalsis noted.

## **IMPRESSION:**

- **bilateral polycystic ovaries**

**Dr. Chirag K. Patel**

MBBS-DMPD

Reg. No. G-23509

Revival Diagnostics

Dr. CHIRAG K. PATEL  
RADIOLOGIST  
4th Floor, Aqua Corridor,  
Nr. Star Bazar, Hazira Main Road,  
Adajan, Surat-395009.  
Mo. 97266 726683

Laboratory Test Result are Subject to technical limitation and should be clinically correlate for final diagnosis

📍 4th Floor, Aqua Corridor, Hazira Road, Adajan Paal, Surat-395009.

☎ 0261 2747788

✉ revivaldiagnostics.surat@gmail.com

🌐 www.revivaldiagnostics.com

This medical report is not intended for medico-legal purposes.