



HEALTH CHECK-UP SUMMARY

Name: Nikunj Kumar Patel

Date: 05/08/2022

Email ID:

Sex: <u>M</u>	Age: <u>35</u> Years	Contact No: <u>8401316940</u>	Remarks:
			Under-weight <input checked="" type="checkbox"/>
			Normal <input type="checkbox"/>
			Over-weight <input type="checkbox"/>

i> BMI

Height (in Cm): <u>177</u>	Weight (in Kg): <u>53</u>	BMI: <u>16.9 kg/m²</u>	
----------------------------	---------------------------	-----------------------------------	--

ii> Blood Pressure & Pulse

110/72 mm/hg
74 Min.

If high or low, whether the person is on medication: YES / NO

iii> Blood Tests & Lung Function Remarks

RS
CVS
PNS }

If abnormal, whether the person is on medication: YES / NO

iv> Eye Test Remarks

Eye Test: R 6/6 L 6/6 with speed
Color Vision:

v> Heart Disease

Whether any specific heart ailment detected (ECG findings):
Normal

vi> Any other problems needing attention / Overall Assessment:

NO

Revival Diagnostic
401, Aqua Corridor,
N/S. Star Bazar, Surat-395009
Mo. 91062-28601

C. Chirag Patel
Signature of the Doctor
Dr. Chirag Patel
M.B.B.S, G-49432

Laboratory Test Result are Subject to technical limitation and should be clinically correlate for final diagnosis



NAME: Nikunj Kumar Patel SEX: M
BIRTHDATE: 25/10/1987 AGE: 53



DEPARTMENT OF OPHTHALMOLOGY

EYE TEST:



1. VISION:

RIGHT EYE - 6/6 with specs
LEFT EYE - 6/6

2. COLOR VISION:

RIGHT EYE - 
LEFT EYE - 

3. FUNDUS:

RIGHT EYE - 
LEFT EYE - 

REMARKS:

Revival Diagnostic

401, Aqua Corridor,
B/s. Star Bazar, Surat-392008
Mo. 91062-28501

Ophthalmologist/Optometrist

Laboratory Test Result are Subject to technical limitation and should be clinically correlate for final diagnosis

📍 4th Floor, Aqua Corridor, Hazira Road, Adajan Pal, Surat-395009.

☎ 0261 2747788, 9825947712 ✉ revivaldiagnostics.surat@gmail.com 🌐 www.revivaldiagnostics.com

This medical report is not intended for medico-legal purposes.



Name	PATEL NIKUNJKUMAR RAMESHBHAI	Age/Gender	35Yrs/Male
Reg No.	8376/23	Receipt No	4902
Referred By	Bank of Baroda (BOB) - MEDI WHEEL (PKG1000240)	Mode of Payment	CREDIT
Collection Type	CENTER	Collection DateTime	05-Aug-2023 10:05 AM

BLOOD GROUP - 050823193 Released at 05-Aug-2023 12:32 PM

Parameter	Result	Biological Ref.Range	Method
-Blood Group	"B"		
-Rh Factor	POSITIVE		

CBC - 050823191 Released at 05-Aug-2023 12:56 PM

Parameter	Result	Biological Ref.Range	Method
-Haemoglobin	13.8 gm/dL	(13.5 - 18 gm/dL)	Auto
-RBC Count	4.68 mill/cumm	(4.6 - 6.2 mill/cumm)	Auto
-Total WBC Count	5200 /cumm	(4000 - 10000 /cumm)	Auto
-Platelet Count	2.23 lakh/cumm	(1.5 - 4.5 lakh/cumm)	Auto

Blood Indices

-HCT	42.1 %	(40 - 55 %)	Auto
-MCV	90.1 fl	(80 - 92 fl)	Auto
-MCH	29.6 pg	(27 - 31 pg)	Auto
-MCHC	32.8 gm/dL	(32 - 36 gm/dL)	Auto
-RDW	12.4 %	(11 - 15 %)	Auto

Diff WBC Count

-Polymorphs	64 %	(40 - 80 %)	Microscopically
-Lymphocytes	31 %	(20 - 40 %)	Microscopically
-Eosinophils	03 %	(1 - 6 %)	Microscopically
-Monocytes	02 %	(2 - 7 %)	Microscopically
-Basophils	00 %	(0 - 1 %)	Microscopically
-PLATELET ON SMEAR	Adequate		Microscopically
-MALARIAL PARASITES	Malarial Parasites Not Detected		Microscopically

[Test performed on Fully Automated Hematology Analyzer ERBA H-360]

Revival Diagnostics

401-Aqua Corridor,
Beside Star Bazar, Adajan,
Surat-395009. Mo. 9825947712

Dr. Shivangi Gandni
M.B.B.S, M.D (Pathology)

Laboratory Test Result are Subject to technical limitation and should be clinically correlate for final diagnosis

4th Floor, Aqua Corridor, Hazira Road, Adajan Pal, Surat-395009.

0261 2747788, 9825947712 revivaldiagnostics.surat@gmail.com www.revivaldiagnostics.com

This medical report is not intended for medico-legal purposes.



Name	PATEL NIKUNJKUMAR RAMESHBHAI	Age/Gender	35Yrs/Male
Reg No.	8376/23	Receipt No	4902
Referred By	Bank of Baroda (BOB) - MEDI WHEEL(PKG10000240)	Mode of Payment	CREDIT
Collection Type	CENTER	Collection DateTime	05-Aug-2023 10:05 AM

ESR - 050823191 Released at 05-Aug-2023 01:25 PM

Parameter	Result	Biological Ref.Range	Method
-E.S.R	06 mm/hr	(1 - 10 mm/hr)	



REVIVAL DIAGNOSTICS

Revival Diagnostics
401-Aqua Corridor,
Beside Star Bazar, Adajan,
Surat-395009. Mo: 9825947712

SG

Dr. Shivangi Gandhi
M.B.B.S, M.D (Pathology)

Laboratory Test Result are Subject to technical limitation and should be clinically correlate for final diagnosis



Name	PATEL NIKUNJKUMAR RAMESHBHAI	Age/Gender	35Yrs/Male
Reg No.	8376/23	Receipt No	4902
Referred By	Bank of Baroda (BOB) - MEDI WHEEL(PKG10000240)	Mode of Payment	CREDIT
Collection Type	CENTER	Collection DateTime	05-Aug-2023 10:05 AM

FBS & PPBS - 050823192 Released at 05-Aug-2023 01:02 PM

Parameter	Result	Biological Ref.Range	Method
-Fasting Blood Sugar (FBS)	98 mg/dL	70-100 mg/dl Impaired Tolerance:100-125 Diabetes Mellitus:>=126 (On more than one occasion) (American diabetes association guidelines 2022)	
-Fasting Urine Sugar	Absent		
-Fasting Urine Acetone	Absent		
-PPBS	119 mg/dL	(90 - 140 mg/dL)	
-PP2BS URINE SUGAR	Absent		
-PP2BS URINE ACETONE	Absent		

HBA1C - 050823191 Released at 05-Aug-2023 01:03 PM

Parameter	Result	Biological Ref.Range	Method
-HBA1C	5.3 %	HbA1C Degree of Glucose Control <5.6 % Non Diabetics 5.7 - 6.4 % Prediabetics > =6.5 % Diabetics (REF:Wallace, 11th Edition)	Boronate Affinity
		REMARKS: 6 - 7 % Excellent Control 7 - 8 % Good Control 8 - 10 % Unsatisfactory Control >10 % Poor Control	
-Method[]		High Performance Liquid Chromatography (HPLC)	

Revival Diagnostics

401-Aqua Corridor,
Beside Star Bazar, Adajan,
Surat-395009. Mo. 9825947717

Sg

Dr. Shivangi Gandhi
M.B.B.S, M.D (Pathology)

Laboratory Test Result are Subject to technical limitation and should be clinically correlate for final diagnosis

4th Floor, Aqua Corridor, Hazira Road, Adajan Pal, Surat-395009.

0261 2747788, 9825947712 revivaldiagnostics.surat@gmail.com www.revivaldiagnostics.com

This medical report is not intended for medico-legal purposes.



Name	PATEL NIKUNJKUMAR RAMESHBHAI	Age/Gender	35Yrs/Male
Reg No.	8376/23	Receipt No	4902
Referred By	Bank of Baroda (BOB) - MEDI WHEEL(PKG10000240)	Mode of Payment	CREDIT
Collection Type	CENTER	Collection DateTime	05-Aug-2023 10:05 AM

LIVER FUNCTION TEST (LFT) - 050823193 Released at 05-Aug-2023 01:03 PM

Parameter	Result	Biological Ref.Range	Method
-Serum Total Bilirubin	0.8 mg/dL	(0 - 1.3 mg/dL)	Diazo
-Serum Direct Bilirubin	0.3 mg/dL	(0 - 0.4 mg/dL)	Diazo
-Serum InDirect Bilirubin	0.5 mg/dL	(0.1 - 1.3 mg/dL)	Calculated
-Total Protein (TP)	6.8 gm/dL	(6.4 - 8.3 gm/dL)	Biuret
-Albumin (ALB)	4.3 gm/dL	(3.5 - 5.2 gm/dL)	BCG
-Globulin	2.5 gm/dL	(2.3 - 3.6 gm/dL)	Calculated
-A/G Ratio	1.72 gm/dL	(1 - 2.3 gm/dL)	Calculated
-SGPT(ALT)	17 U/L	(5 - 45 U/L)	IFCC, Kinetic without Pyridoxal Phosphate
-SGOT (AST)	21 U/L	(0 - 35 U/L)	IFCC, Without Pyridoxal Phosphate
-Alkaline Phosph.	58 U/L	(42 - 128 U/L)	ALP-AMP
-GGT	19 U/L	(5 - 50 U/L)	Glupa-C

[Test performed on Fully Automated Biochemistry Analyzer ERBA EM200]

Revival Diagnostics

401-Aqua Corridor,
Beside Star Bazar, Adajan,
Surat-395009. Mo. 9825947712

Dr. Shivangi Gandhi
M.B.B.S, M.D (Pathology)

Laboratory Test Result are Subject to technical limitation and should be clinically correlate for final diagnosis

4th Floor, Aqua Corridor, Hazira Road, Adajan Pal, Surat-395009.

☎ 0261 2747788, 9825947712 ✉ revivaldiagnostics.surat@gmail.com 🌐 www.revivaldiagnostics.com

This medical report is not intended for medico-legal purposes.



Name	PATEL NIKUNJKUMAR RAMESHBHAI	Age/Gender	35Yrs/Male
Reg No.	8376/23	Receipt No	4902
Referred By	Bank of Baroda (BOB) - MEDI WHEEL(PKG10000240)	Mode of Payment	CREDIT
Collection Type	CENTER	Collection DateTime	05-Aug-2023 10:05 AM

Creatinine - 050823193 Released at 05-Aug-2023 01:03 PM

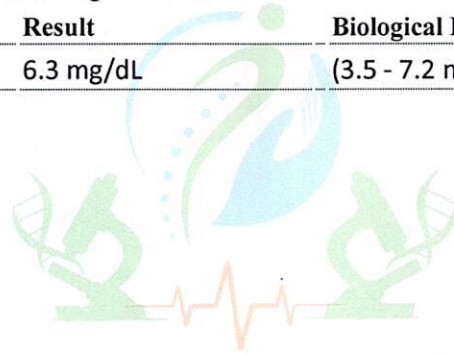
Parameter	Result	Biological Ref.Range	Method
-Creatinine	0.8 mg/dL	(0.6 - 1.4 mg/dL)	ENZYMATIC

BUN - 050823193 Released at 05-Aug-2023 01:03 PM

Parameter	Result	Biological Ref.Range	Method
-Blood Urea Nitrogen (BUN)	11 mg/dL	(6 - 20 mg/dL)	Calculated

Uric Acid - 050823190 Released at 05-Aug-2023 01:03 PM

Parameter	Result	Biological Ref.Range	Method
-Uric Acid	6.3 mg/dL	(3.5 - 7.2 mg/dL)	Uricase-POD



REVIVAL DIAGNOSTICS

Revival Diagnostics

401-Aqua Corridor,
Beside Star Bazar, Adajan,
Surat-395009. Mo. 9825947717

Sg

Dr. Shivangi Ganchi
M.B.B.S, M.D (Pathology)

Laboratory Test Result are Subject to technical limitation and should be clinically correlate for final diagnosis

📍 4th Floor, Aqua Corridor, Hazira Road, Adajan Pal, Surat-395009.

☎ 0261 2747788, 9825947712 ✉ revivaldiagnostics.surat@gmail.com 🌐 www.revivaldiagnostics.com

This medical report is not intended for medico-legal purposes.



Name	PATEL NIKUNJKUMAR RAMESHBHAI	Age/Gender	35Yrs/Male
Reg No.	8376/23	Receipt No	4902
Referred By	Bank of Baroda (BOB) - MEDI WHEEL(PKG10000240)	Mode of Payment	CREDIT
Collection Type	CENTER	Collection DateTime	05-Aug-2023 10:05 AM

Lipid Profile - 050823193 Released at 05-Aug-2023 01:03 PM

Parameter	Result	Biological Ref.Range	Method
-Serum Cholesterol	206 mg/dL	Desirable < 200 mg/dl Borderline High : 200-239 mg/dl High : > 240 mg/dl	CHOD-PAP
-Serum Triglyceride	111 mg/dL	Normal < 150 mg/dl Borderline High : 150 - 199 mg/dl High : 200 - 499 mg/dl Very High : 500 mg/dl	GPO-POD Method
-Serum HDLD(Direct)	50 mg/dL	Normal :> 55 mg/dl Borderline : 35-55 mg/dl Undesirable: < 35 mg/dl	PVS-PEGME Precipitation w th CHOD-POD
-Serum VLDL	22 mg/dL	(5 - 30 mg/dL)	Calculated
-Serum LDLD(Direct)	134 mg/dL	Optimal:< 100 mg/dl Above Optimal : 100- 129 mg/dl Borderline High : 130-159 mg/dl High : > 160-189mg/dl Very High : >190 mg/dl	Calculated
-Chol/HDL	4.12	Low risk: <3.8 Medium Risk: 3.8 to 5.9 High Risk: > 6	Calculated
-LDL/Chol	1.54	Low risk: <3.55 Medium Risk: 3.55 to 4.0 High Risk: > 6	Calculated

[Test performed on Fully Automated Biochemistry Analyzer ERBA EM200]

Revival Diagnostics

401-Aqua Corridor,
Beside Star Bazar, Adajan,
Surat-395009. Mo. 9825947717

Dr. Shivangi Gandhi
M.B.B.S, M.D (Pathology)

Laboratory Test Result are Subject to technical limitation and should be clinically correlate for final diagnosis

4th Floor, Aqua Corridor, Hazira Road, Adajan Pal, Surat-395009.

☎ 0261 2747788, 9825947712 ✉ revivaldiagnostics.surat@gmail.com 🌐 www.revivaldiagnostics.com

This medical report is not intended for medico-legal purposes.



Name	PATEL NIKUNJKUMAR RAMESHBHAI	Age/Gender	35Yrs/Male
Reg No.	8376/23	Receipt No	4902
Referred By	Bank of Baroda (BOB) - MEDI WHEEL(PKG10000240)	Mode of Payment	CREDIT
Collection Type	CENTER	Collection DateTime	05-Aug-2023 10:05 AM

Urine Routine & Micro Examination - 050823195 Released at 05-Aug-2023 11:45 AM

Parameter	Result	Biological Ref.Range	Method
<u>Physical Examination</u>			
-Quantity	20		Manual
-Colour	Pale Yellow	Pale Yellow	Manual
-Appearance	Clear	Clear	Manual
-Reaction (pH)	Acidic		Dipstick
-Specific Gravity	1.020		Dipstick
<u>Chemical Examination</u>			
-Proteins.	Absent		Dipstick
-Sugar	Absent		Dipstick
-Acetone.	Absent		Dipstick
-Bile Salts	Absent	Absent	Dipstick
-Bile Pigments	Absent	Absent	Dipstick
-Occult Blood Test (OBT).	Negative		Dipstick
<u>Microscopic Examination</u>			
-Pus Cells	Occasional		Microscopically
-Red Blood Cells	Absent		Microscopically
-Epithelial Cells	1-2		Microscopically
-Bacteria.	Absent		Microscopically
-Crystals	Absent	Absent	Microscopically
-Others	NIL	Absent	Microscopic Examination

Revival Diagnostics

401-Aqua Corridor,
Beside Star Bazar, Adajan,
Surat-395009. Mo. 9825947712

Sg

Dr. Shivangi Gand'ri
M.B.B.S, M.D (Pathology)

Laboratory Test Result are Subject to technical limitation and should be clinically correlate for final diagnosis

4th Floor, Aqua Corridor, Hazira Road, Adajan Pal, Surat-395009.

0261 2747788, 9825947712 revivaldiagnostics.surat@gmail.com www.revivaldiagnostics.com

This medical report is not intended for medico-legal purposes.



Name	PATEL NIKUNJKUMAR RAMESHBHAI	Age/Gender	35Yrs/Male
Reg No.	8376/23	Receipt No	4902
Referred By	Bank of Baroda (BOB) - MEDI WHEEL(PKG10000240)	Mode of Payment	CREDIT
Collection Type	CENTER	Collection Date/Time	05-Aug-2023 10:05 AM

Total T3 T4 TSH - 050823193 Released at 05-Aug-2023 01:26 PM

Parameter	Result	Biological Ref.Range	Method
-Total T3	1.52 ng/ml	(0.87 - 1.78 ng/ml)	Fluorescence Enzyme Immunoassay
-Total T4	9.41 ug/dl	(4.6 - 11 ug/dl)	Fluorescence Enzyme Immunoassay
-TSH	0.86 uIU/ml	0.50 - 5.50 uIU/ml 5.5 to 15 uIU/ml - Suggested Clinical co-relation or Repeat test with new sample as physiological factors can give falsely high TSH Above 15uIU/ml Hypothyroid PREGNANT WOMEN normal ranges for TSH: 1st Trimester : 0.0878 - 2.8293 uIU/ml 2nd Trimester : 0.1998 - 2.7915 uIU/ml 3rd Trimester : 0.307 - 2.9028 uIU/ml Ref: TIETZ Fundamentals of Clinical Chemistry	Fluorescence Enzyme Immunoassay

[Test performed on Fully Automated Immunology Analyzer Maglumi-600]

Revival Diagnostics

401-Aqua Corridor,
Beside Star Bazar, Adajan,
Surat-395009. Mo. 9825947712

Sg

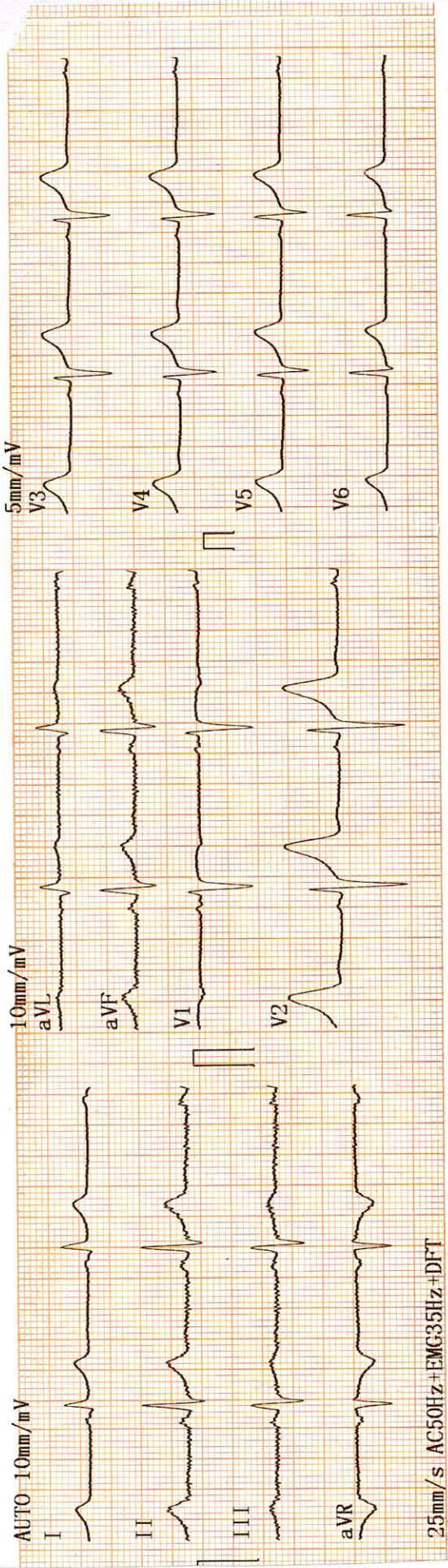
Dr. Shivangi Gandhi
M.B.B.S, M.D (Pathology)

Laboratory Test Result are Subject to technical limitation and should be clinically correlate for final diagnosis

4th Floor, Aqua Corridor, Hazira Road, Adajan Pal, Surat-395009.

0261 2747788, 9825947712 revivaldiagnostics.surat@gmail.com www.revivaldiagnostics.com

This medical report is not intended for medico-legal purposes.



2023-08-05 10:36

ID :

Name : NIRUNJ

Sex : MALE

Height : 177

SYS :

DIA :

Age : 35

Weight : 83 kg

HR	:	58	bpm
PR Interval	:	153	ms
P Duration	:	120	ms
QRS Duration	:	82	ms
T Duration	:	202	ms
QT/QTc	:	389/381	ms
P/QRS/T Axis	:	63.4/31.5/48.7	deg
R(V5)/S(V1)	:	0.83/0.84	mV
R(V5)+S(V1)	:	1.67	mV

Physician

<< Conclusions >>

Sinus mode Bradycardia;
Cardiac electric axis normal;
**Report need physician confir

Revival Diagnostics
401-Aqua Corridor,
Beside Star Bazar, Adaj m,
Surat-395009. Mo. 9825947712

DR. ADITYAS BORA
MBBS, DNB, PGDCC
PHYSICIAN & CLINICAL CARDIOLOGIST
6-52905

REVIVAL

DIAGNOSTICS



Name	PATEL NIKUNJKUMAR RAMESHBHAI	Age/Gender	35Yrs/Male
Reg No.	8376/23	Receipt No	4902
Referred By	Bank of Baroda (BOB) - MEDI WHEEL(PKG10000240)	Mode of Payment	CREDIT
Collection Type	CENTER	Collection DateTime	05-Aug-2023 09:13 AM

ECG

1. Sinus bradycardia .
2. Heart rate is 58 beats per minute.
3. Normal P,QRS,T wave axis.
4. Normal PR,QRS,Q.T. Duration.
5. No pathological q wave or ST-T changes seen.
6. No evidence of chamber hypertrophy or enlargement seen.

IMPRESSION : ECG WITHIN NORMAL LIMITS

Revival Diagnostics
401-Aqua Corridor,
Beside Star Bazar, Adajan,
Surat-395009. Mo. 9825947712

DR. ADITYA S. SORA
MBBS, DNB, PGDCC
PHYSICIAN & CLINICAL CARDIOLOGIST
G-54906
Signature

REVIVAL

DIAGNOSTICS

Laboratory Test Result are Subject to technical limitation and should be clinically correlate for final diagnosis

📍 4th Floor, Aqua Corridor, Hazira Road, Adajan Pal, Surat-395009.

☎ 0261 2747788, 9825947712 ✉ revivaldiagnostics.surat@gmail.com 🌐 www.revivaldiagnostics.com

This medical report is not intended for medico-legal purposes.



Protocol : BRUCE

History : NIL

Ref. By : MEDI WHEEL

Medication : NIL

Objective : FOR TESTING PURPOSE ONLY.

Stage	StageTime (Min:Sec)	PhaseTime (Min:Sec)	Speed (kmph)	Grade (%)	METs	H.R. (bpm)	B.P. (mmHg)	R.P.P. x100	PVC	Comments
Supine					1.0	79	110/72	86	-	
Standing					1.0	71	110/72	78	-	
HV					1.0	77	110/72	84	-	
ExStart					1.0	68	110/72	74	-	
Stage 1	3:00	3:01	2.7	10.0	4.6	100	110/80	110	-	
Stage 2	3:00	6:01	4.0	12.0	7.0	115	110/80	126	-	
PeakEx	2:36	8:37	5.5	14.0	9.8	160	130/80	208	-	
Recovery	1:00		0.0	0.0	1.1	123	130/80	159	-	
Recovery	2:00		0.0	0.0	1.0	111	130/80	144	-	
Recovery	3:00		0.0	0.0	1.0	115	110/80	126	-	
Recovery	3:01		0.0	0.0	1.0	105	110/80	115	-	
Recovery					0.0	0	---/---	0	-	

Findings :

Exercise Time : 8:37 minutes ✓
 Max HR attained : 160 bpm 86% of Max Predictable HR 185
 Max BP : 130/80(mmHg)
 WorkLoad attained : 9.8 (Good Effort Tolerance)
 No significant ST segment changes noted during exercise or recovery.
 No Angina/Arrhythmia/S3/murmur
 Final Impression : Test is negative for inducible ischaemia.



DR. ADITYA S. BORA
 MBBS, DNB, PGCC
 PHYSICIAN & CLINICAL CARDIOLOGIST
 G-54906

Revival Diagnostics
 401-Aqua Corridor,
 Beside Star Bazar, Adajan,
 Surat-395009. Mo. 9825947112

Advice/Comments:

12 Lead + Comparison

CLINICAL DIAGNOSTIC
 4TH FLOOR AQUA CORRIDORE , NEAR STAR BAZAR, ADAJAN - 395009, SURAT
 502/NIKUNJUMAR R PATEL
 35 Yrs/Male
 53 Kg/177 Cms

Date: 05-Aug-2023 09:42:48 AM

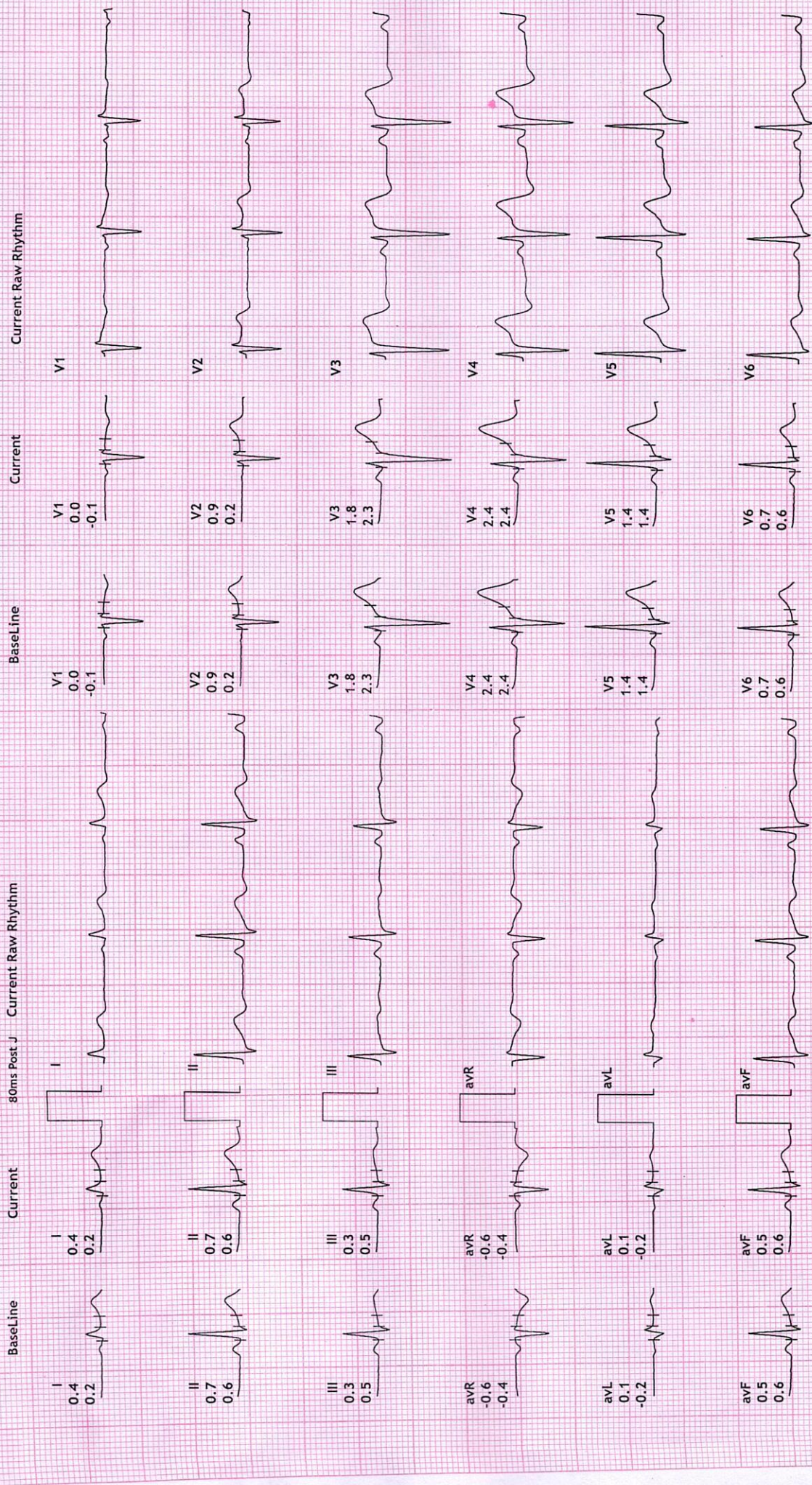
HR: 74 bpm
 METS: 1.0
 BP: 110/72

MPHR: 40% of 185
 Speed: 0.0 kmph
 Grade: 0.0%

Raw ECG
 BRUCE
 (1.0-100)Hz

Ex Time 00:31
 BLC : On
 Notch : On

SUPINE
 10.0 mm/mV
 25 mm/Sec.



12 Lead + Comparison

REVIVAL DIAGNOSTIC
 4TH FLOOR AQUA CORRIDORE , NEAR STAR BAZAR, ADAJAN - 395009, SURAT
 502/NIKUNJKUMAR R PATEL
 35 Yrs /Male
 53 Kg / 177 Cms

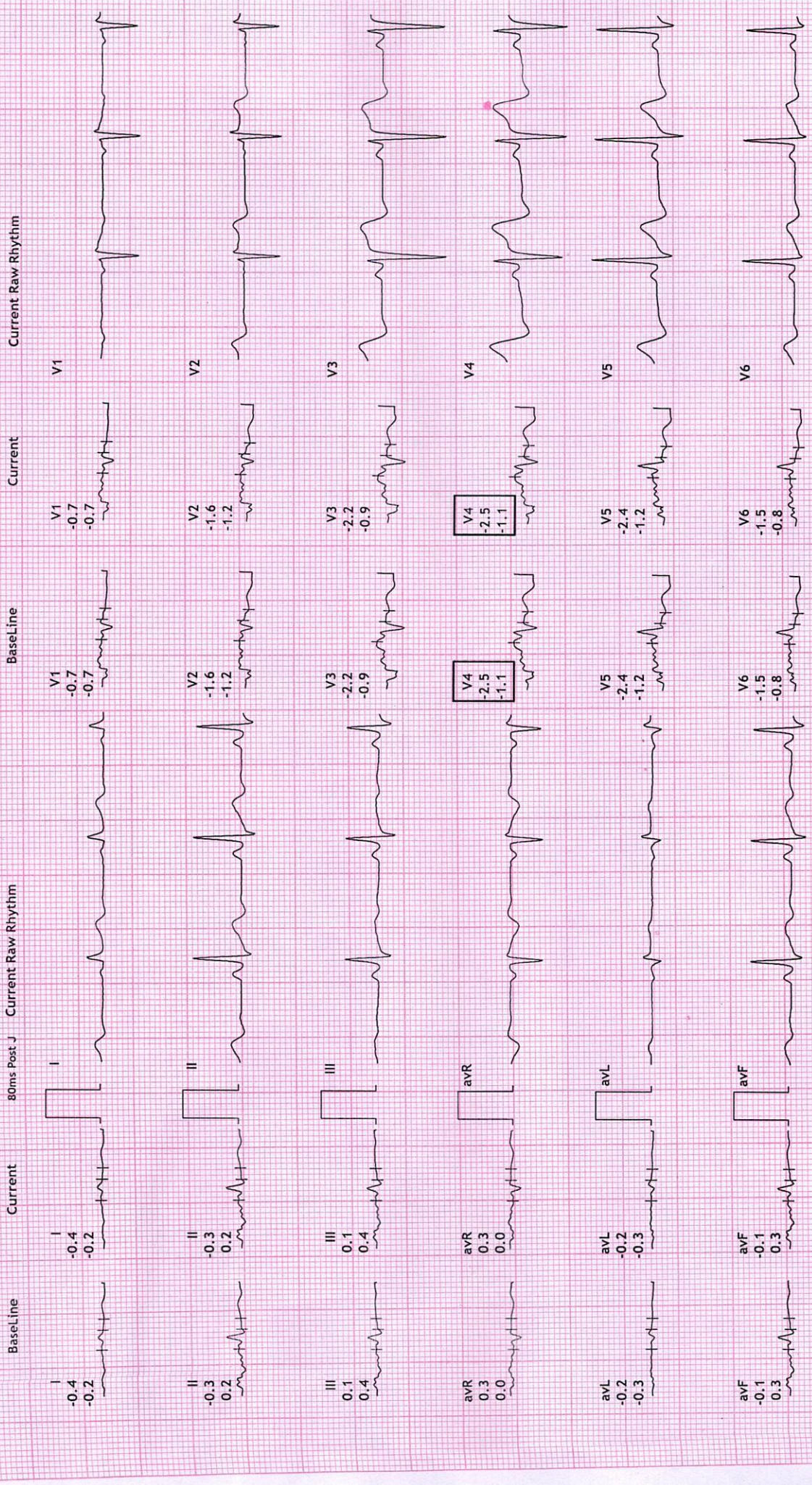
Date: 05-Aug-2023 09:42:48 AM

HR: 72 bpm
 METS: 1.0
 BP: 110/72

Raw ECG
 BRUCE
 (1.0-100)Hz

Ex Time 00:48
 BLC :On
 Notch :On

STANDING
 10.0 mm/mV
 25 mm/Sec.



REVIVAL DIAGNOSTIC

4TH FLOOR AQUA CORRIDORE , NEAR STAR BAZAR, ADAJAN - 395009, SURAT

502/NIKUNJUMAR R PATEL
35 Yrs/Male
53 Kg/177 Cms

HR: 75 bpm
METS: 1.0
BP: 110/72

MPHR: 40% of 185
Speed: 0.0 kmph
Grade: 0.0%

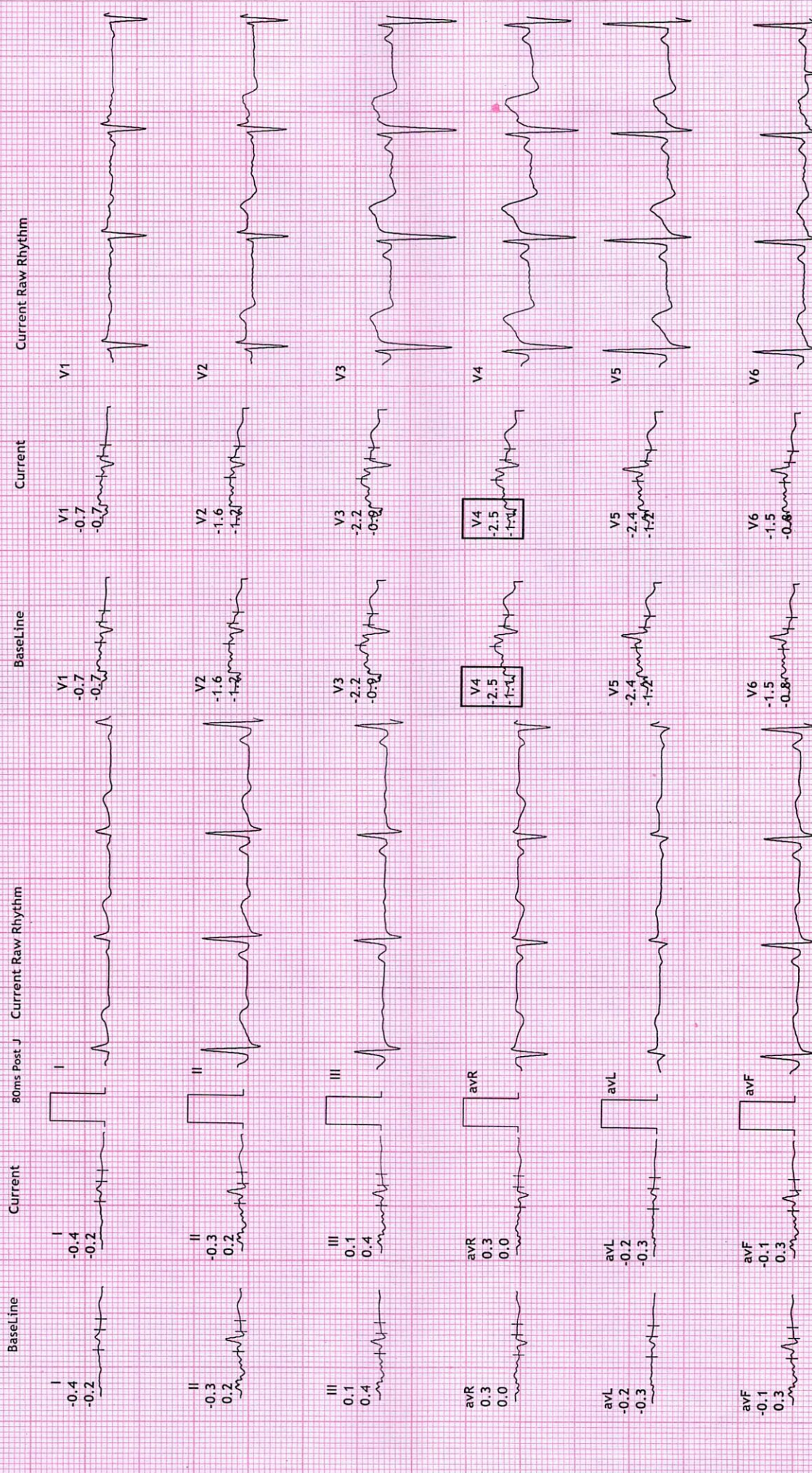
Raw ECG
BRUCE
(1.0-100)Hz

Ex Time 01:02
BLC : On
Notch : On

HV
10.0 mm/mV
25 mm/Sec.



Date: 05-Aug-2023 09:42:48 AM



REVIVAL DIAGNOSTIC

4TH FLOOR AQUA CORRIDORE , NEAR STAR BAZAR, ADAJAN -395009, SURAT

502/NIKUNJUMAR R PATEL
35 Yrs/Male
53 Kg/177 Cms

Date: 05-Aug-2023 09:42:48 AM

12 Lead + Comparison

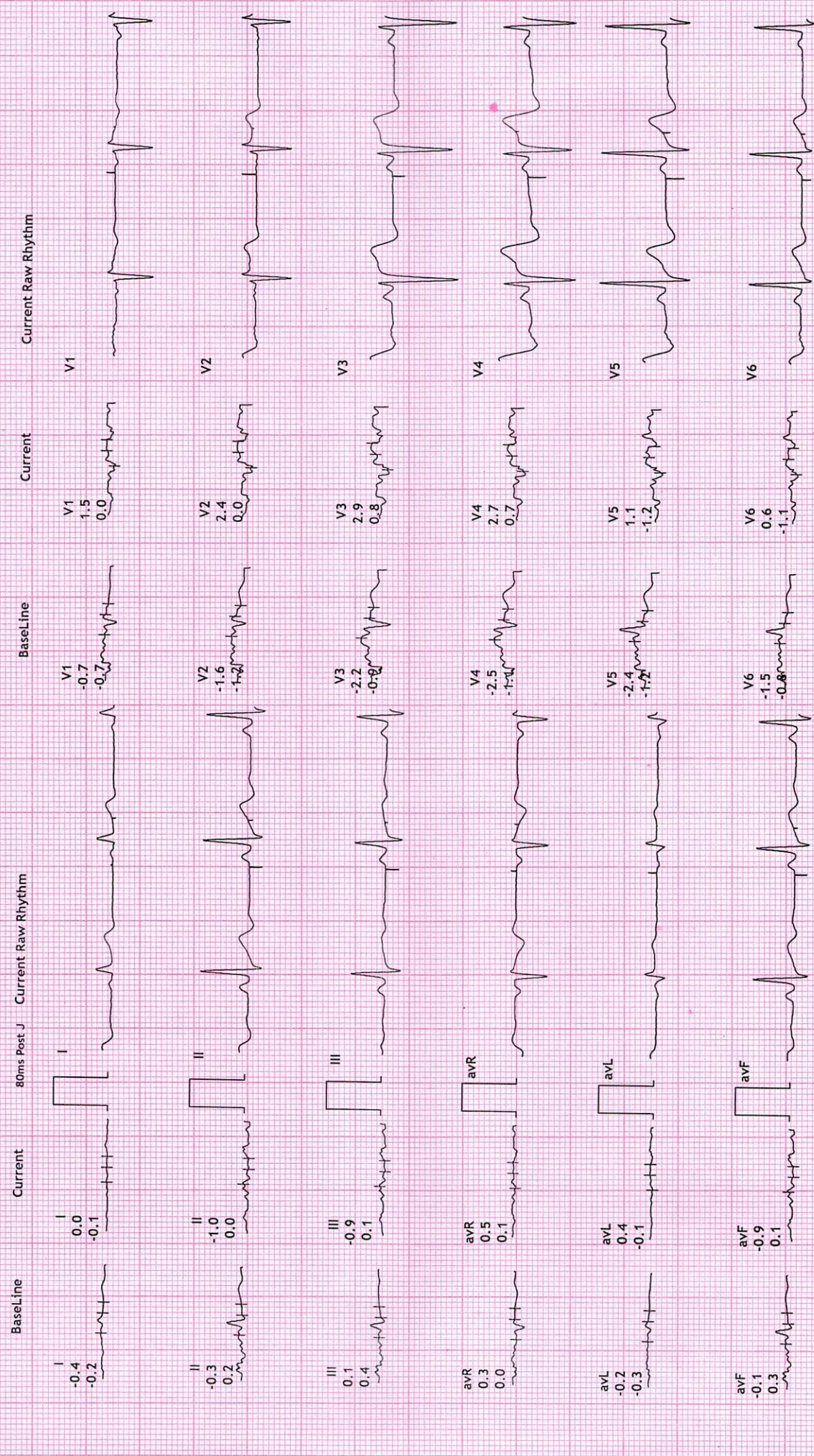
HR: 68 bpm
METS: 1.0
BP: 110/72

MPHR: 36% of 185
Speed: 0.0 kmph
Grade: 0.0%

Ex Time 00:00
BLC :On
Notch :On

Raw ECG
BRUCE
(1.0-100)Hz

ExStrt
10.0 mm/mV
25 mm/Sec.



REVIVAL DIAGNOSTIC
4TH FLOOR AQUA CORRIDORE , NEAR STAR BAZAR, ADAJAN -395009, SURAT
 502/NIKUNJUMAR R PATEL
 35 Yrs/Male
 53 Kg/177 Cms

Date: 05-Aug-2023 09:42:48 AM

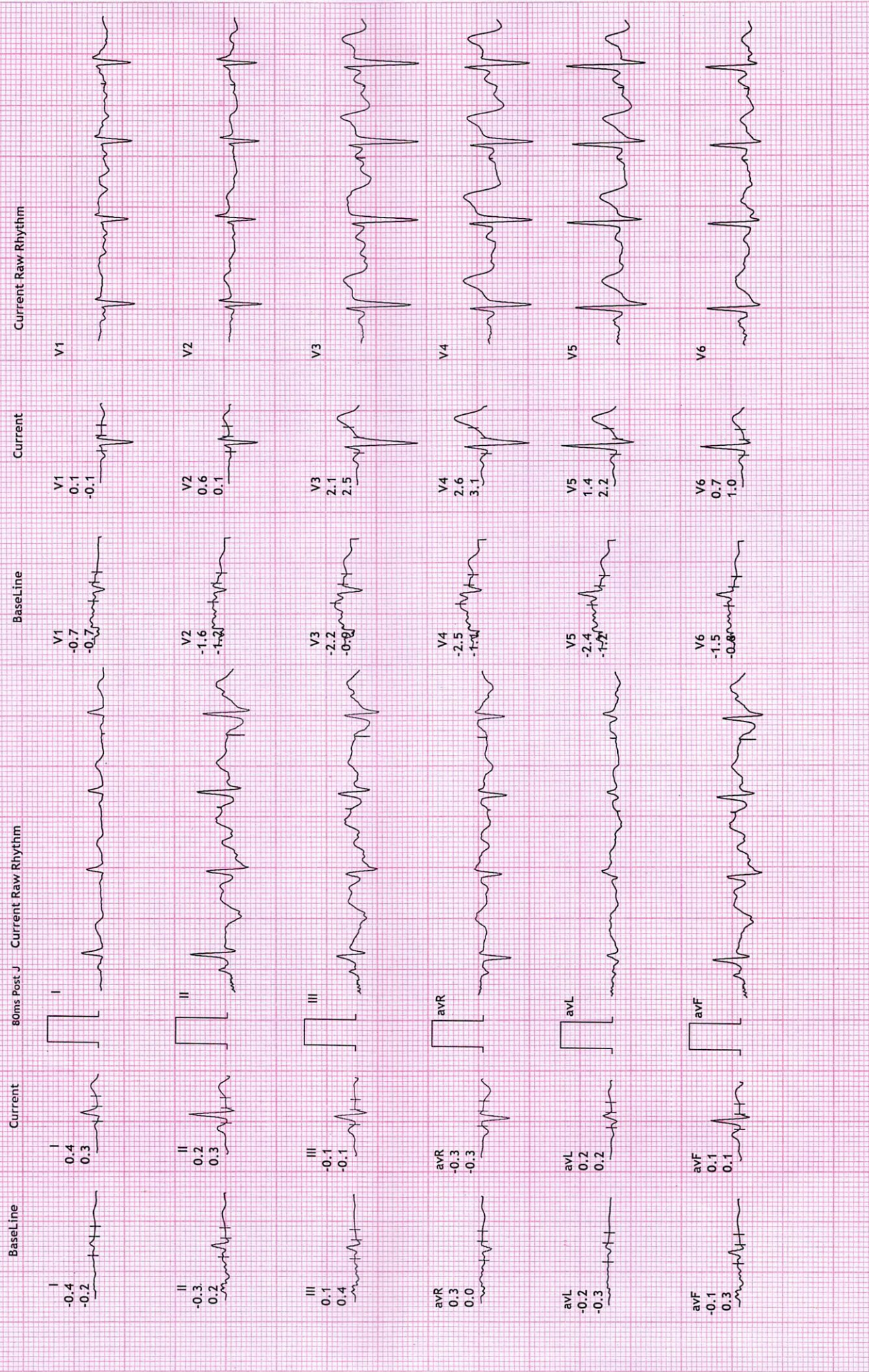
12 Lead + Comparison

MPHR: 54% of 185
 HR: 100 bpm
 Speed: 2.7 kmph
 METS: 4.6
 Grade: 10.0%

Raw ECG
 BRUCE
 (1.0-100)Hz

Ex Time 03:00
 BLC : On
 Notch : On

Stage 1 (03:00)
 10.0 mm/mV
 25 mm/Sec.



REVIVAL DIAGNOSTIC

4TH FLOOR AQUA CORRIDORE , NEAR STAR BAZAR, ADAJAN - 395009, SURAT

502/NIKUNJKUMAR R PATEL

35 Yrs/Male

53 Kg/177 Cms

Date: 05-Aug-2023 09:42:48 AM

12 Lead + Comparison

HR: 115 bpm

METS: 7.0

BP: 110/80

Raw ECG

BRUCE

(1.0-100)Hz

Ex Time 06:00

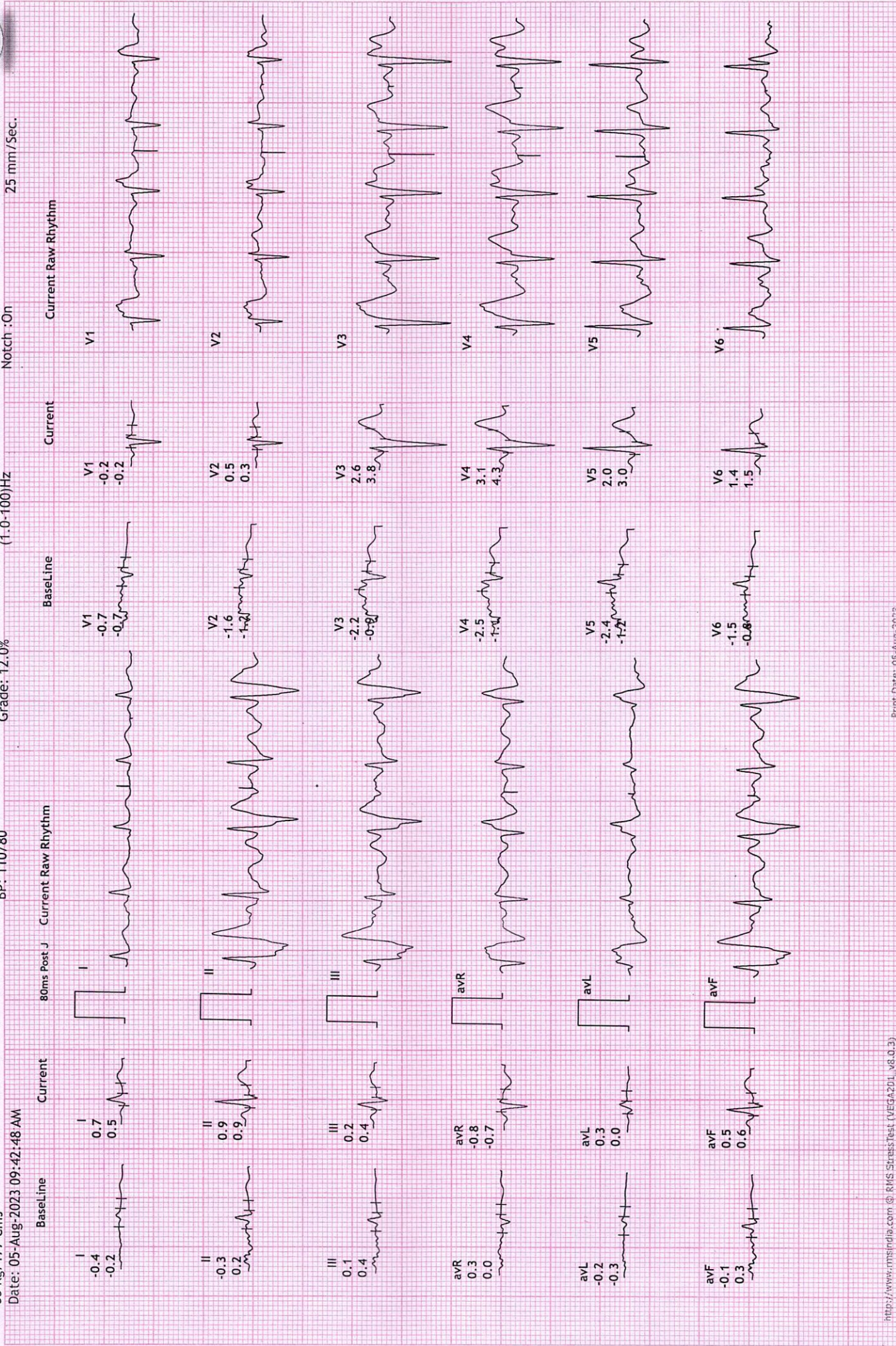
BLC :On

Notch :On

Stage 2 (03:00)

10.0 mm/mV

25 mm/Sec.



REVIVAL DIAGNOSTIC
 4TH FLOOR AQUA CORRIDORE , NEAR STAR BAZAR, ADAJAN -395009, SURAT
 502/NIKUNJKUMAR R PATEL
 35 Yrs/Male
 53 Kg/177 Cms

Date: 05-Aug-2023 09:42:48 AM

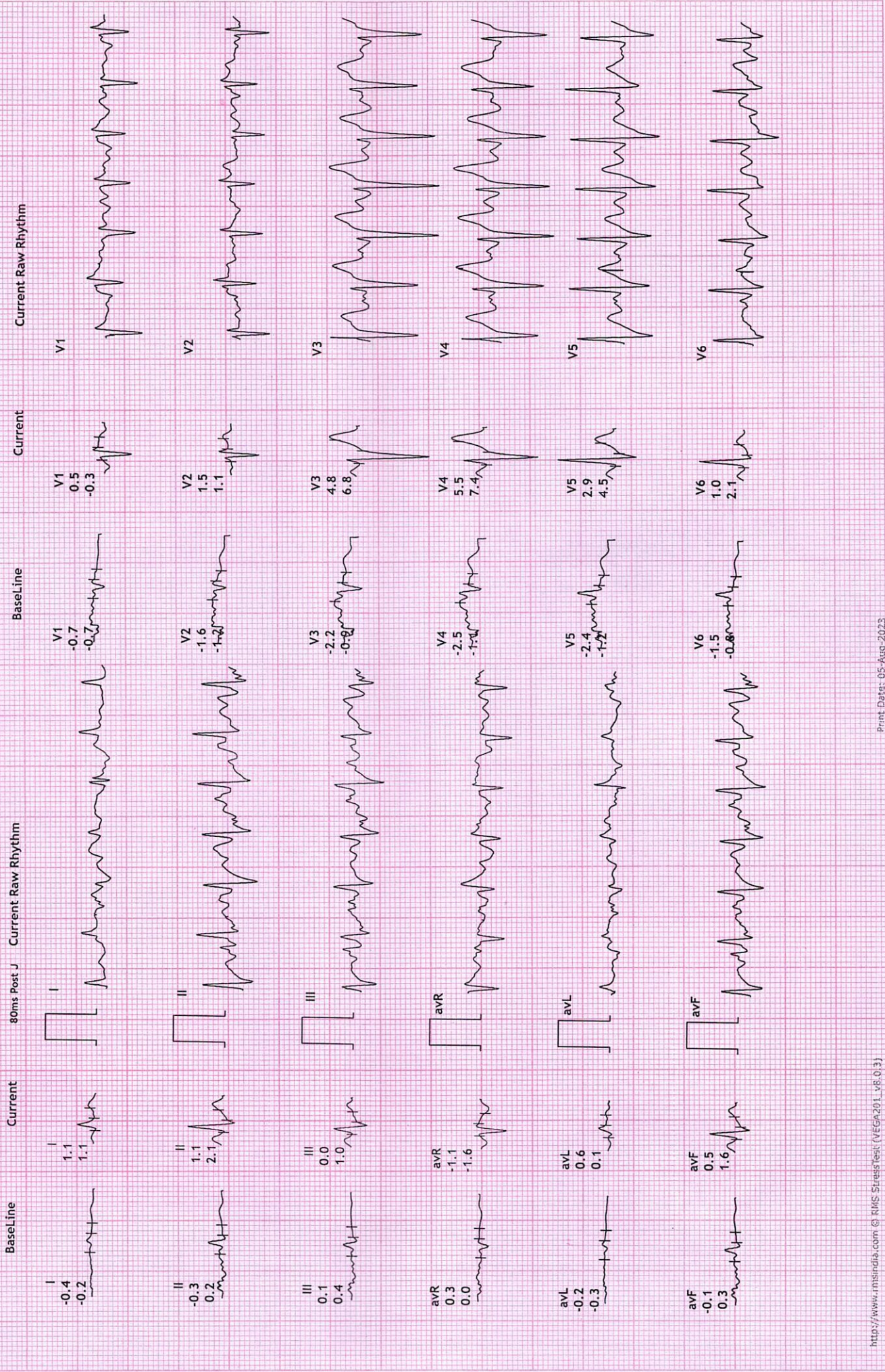
HR: 157 bpm
 METS: 9.8
 BP: 130/80

MPHR: 84% of 185
 Speed: 5.5 kmph
 Grade: 14.0%

Raw ECG
 BRUCE
 (1.0-100)Hz

Ex Time 08:36
 BLC : On
 Notch : On

PeakEx
 10.0 mm/mV
 25 mm/Sec.



REVIVAL DIAGNOSTIC

4TH FLOOR AQUA CORRIDORE , NEAR STAR BAZAR, ADAJAN - 3950009, SURAT

502/NIKUNJKUMAR R PATEL

35 Yrs/Male

53 Kg/177 Cms

Date: 05-Aug-2023 09:42:48 AM

12 Lead + Comparison

MPHR: 66% of 185

Speed: 0.0 kmph

Grade: 0.0%

Raw ECG

BRUCE

(1.0-100)Hz

Ex Time 08:36

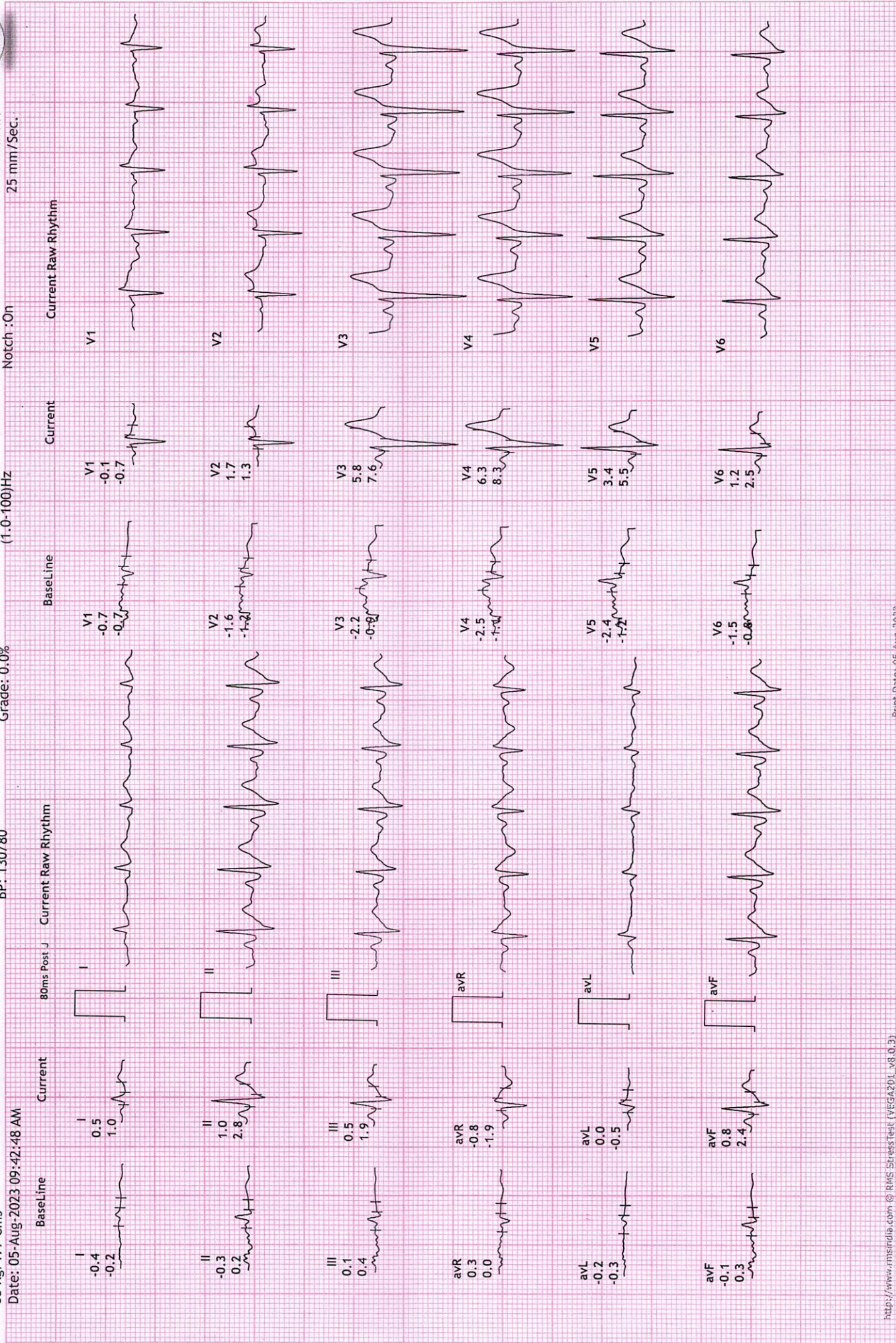
BLC : On

Notch : On

Recovery : (01:00)

10.0 mm/mV

25 mm/Sec.



12 Lead + Comparison

REVIVAL DIAGNOSTIC
 4TH FLOOR AQUA CORRIDORE , NEAR STAR BAZAR, ADAJAN -395009, SURAT
 502/NIKUNJUMAR R PATEL
 35 Yrs/Male
 53 Kg/177 Cms

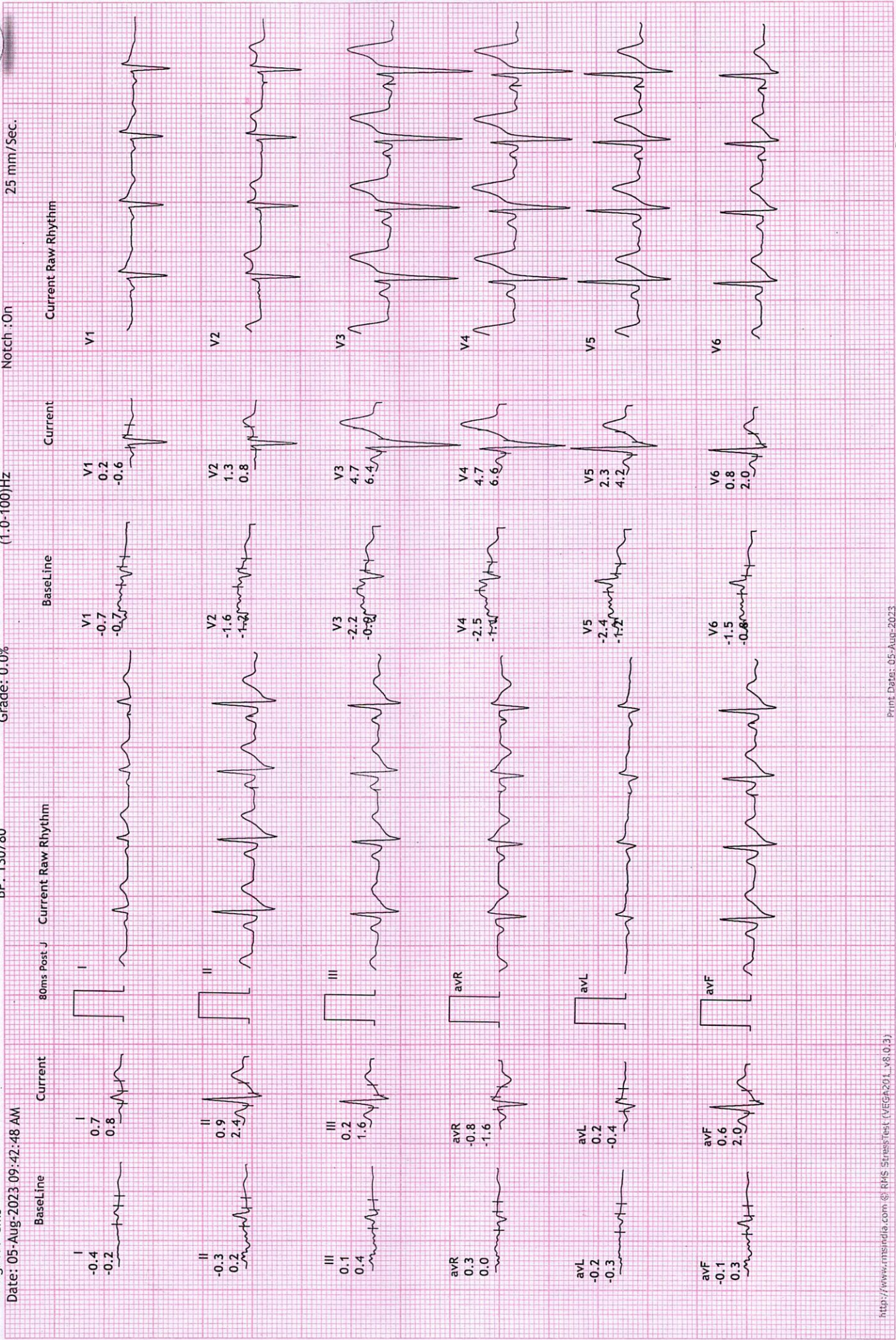
Date: 05-Aug-2023 09:42:48 AM

HR: 111 bpm
 METS: 1.0
 BP: 130/80

Raw ECG
 BRUCE
 (1.0-100)HZ

Ex Time 08:36
 BLC : On
 Notch : On

Recovery : (02:00)
 10.0 mm/mV
 25 mm/Sec.



REVIVAL DIAGNOSTIC

4TH FLOOR AQUA CORRIDORE , NEAR STAR BAZAR, ADAJAN -395009, SURAT

502/NIKUNJKUMAR R PATEL

35 Yrs/Male

53 Kg/177 Cms

Date: 05-Aug-2023 09:42:48 AM

12 Lead + Comparison

MPHR: 62% of 185

Speed: 0.0 kmph

Grade: 0.0%

HR: 115 bpm

METS: 1.0

BP: 110/80

Raw ECG

BRUCE

(1.0-100)Hz

Ex Time 08:36

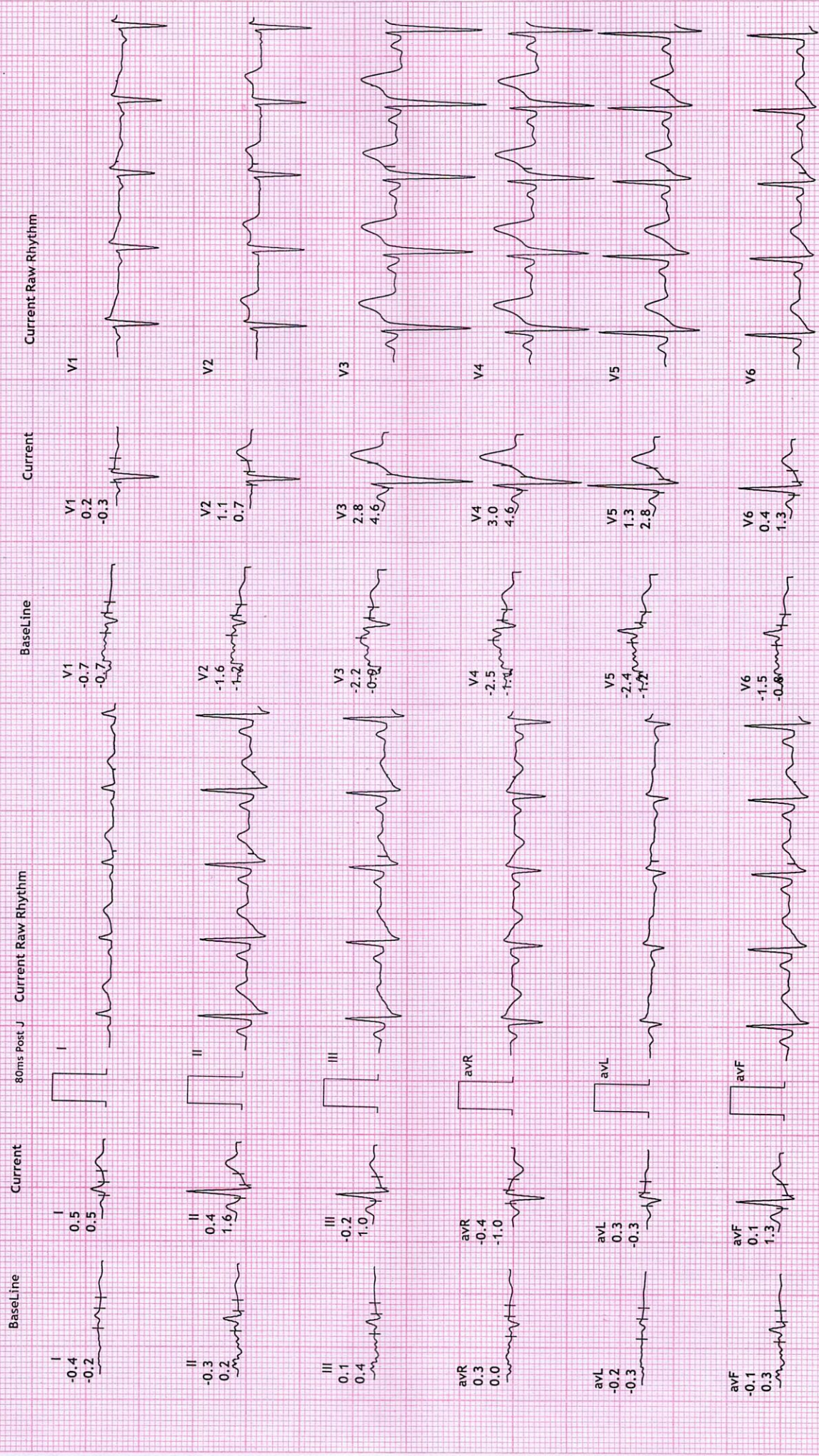
BLC :On

Notch :On

Recovery : (03.00)

10.0 mm/mV

25 mm/Sec.



REVIVAL

DIAGNOSTICS



Name	PATEL NIKUNJKUMAR RAMESHBHAI	Age/Gender	35Yrs/Male
Reg No.	8376/23	Receipt No	4902
Referred By	Bank of Baroda (BOB) - MEDI WHEEL(PKG10000240)	Mode of Payment	CREDIT
Collection Type	CENTER	Collection DateTime	05-Aug-2023 09:13 AM

USG OF ABDOMEN & PELVIS

LIVER:

Liver is normal in size and echotexture.
No evidence of focal SOL or dilatation of IHBR seen.
Portahepatis appear normal.

GALLBLADDER:

Gallbladder appeared normal. No calculus or mass lesion seen.

PANCREAS:

Pancreas appears normal in size and echotexture.
No focal lesion, mass or pancreatitis.

SPLEEN:

Spleen appears normal in size and echotexture.

PARAAORTIC REGION:

Aorta grossly appears normal.
No paraaortic lymphnodes seen.

KIDNEYS:

Both kidneys appear normal in size, shape and in position.
Cortex and collecting system of both kidneys appears normal.
No evidence of calculus or obstructive uropathy on either side.

URINARY BLADDER:

Bladder appears normal. No calculus or mass lesion is seen.

PROSTATE:

Prostate appears normal in size and echotexture.
No evidence of free fluid in pelvis.

COMMENTS: Normal USG Abdoman and pelvis

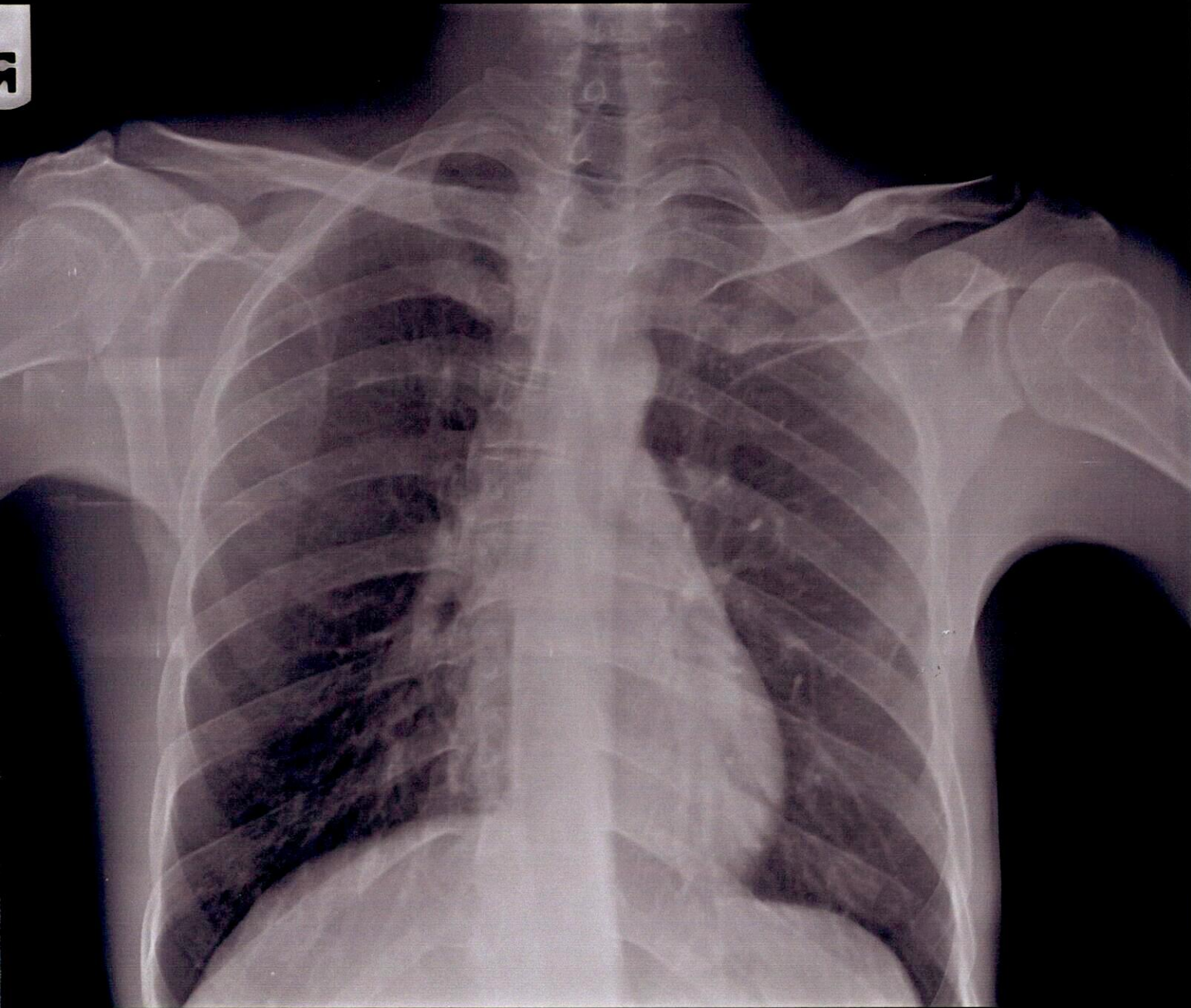
Dr. Chirag K. Patel
MBBS, DMPD
Reg. No. G 23509
Radiologist
Revival Diagnostic
4th Floor, Aqua Corridor,
Nr. Star Bazar, Hazira Main Road,
Adajan, Surat-395009.
Mo. 97266 726583

Laboratory Test Result are Subject to technical limitation and should be clinically correlate for final diagnosis

📍 4th Floor, Aqua Corridor, Hazira Road, Adajan Pal, Surat-395009.

☎ 0261 2747788, 9825947712 ✉ revivaldiagnostics.surat@gmail.com 🌐 www.revivaldiagnostics.com

This medical report is not intended for medico-legal purposes.



patel nikunj Kumar rameshbhai 35 yrs 05/08/2023

REVIVAL DIAGNOSTICS-SURAT



REVIVAL

DIAGNOSTICS



Name	PATEL NIKUNJKUMAR RAMESHBHAI	Age/Gender	35Yrs/Male
Reg No.	8376/23	Receipt No	4902
Referred By	Bank of Baroda (BOB) - MEDI WHEEL(PKG10000240)	Mode of Payment	CREDIT
Collection Type	CENTER	Collection Date/Time	05-Aug-2023 09:13 AM

CHEST RADIOGRAPH (PA VIEW)

- Hilar shadows are within normal limits.
- Pulmonary vasculature appears normal.
- Cardiac appears normal in size.
- Both dome of the diaphragm are smooth.
- Both costophrenic recesses are clear.
- Both lung fields appear normal.
- Visualized bones and soft tissue shadows appear normal.

IMPRESSION: NORMAL STUDY.

DR. CHIRAG K PATEL
RADIOLOGIST

REVIVAL

DIAGNOSTICS

Dr. Chirag K. Patel
MBBS-DMPD

Reg. No. G-23500

Signature
Revival Diagnostic

4th Floor, Aqua Corridor,
Nr. Star Bazar, Hazira Main Road,
Adajan, Surat-395009.
Mo. 97266 726683

Laboratory Test Result are Subject to technical limitation and should be clinically correlate for final diagnosis

📍 4th Floor, Aqua Corridor, Hazira Road, Adajan Pal, Surat-395009.

☎ 0261 2747788, 9825947712 ✉ revivaldiagnostics.surat@gmail.com 🌐 www.revivaldiagnostics.com

This medical report is not intended for medico-legal purposes.