



CHANDAN DIAGNOSTIC CENTRE

Add: 99, Shivaji Nagar Mahmoorganj, Varanasi
Ph: 9235447795, 0542-3500227
CIN : U85110DL2003PLC308206



Patient Name	: Mr. RAM JAS -BOBE28071	Registered On	: 05/Feb/2023 11:37:49
Age/Gender	: 51 Y 0 M 0 D /M	Collected	: N/A
UHID/MR NO	: CVAR.0000035279	Received	: N/A
Visit ID	: CVAR0081912223	Reported	: 05/Feb/2023 13:00:52
Ref Doctor	: Dr.Mediwheel - Arcofemi Health Care Ltd.	Status	: Final Report

DEPARTMENT OF CARDIOLOGY-2D-ECHO

2D ECHO *

2D ECHO & COLOUR DOPPLER REPORT :-

AORTIC VALVES STUDY-

AO DIAMETER	3.0	Cms.
LA DIAMETER	3.1	Cms.
CUSP OPENING	1.8	Cms.

LEFT VENTRICLE-

IVSd	0.9	cms
LVIDd	4.5	cms
LVPWd	0.8	cms
IVSs	1.7	cms
LVIDs	2.9	cms
LVPWs	1.2	cms
EDV	93	ml
ESV	33	ml

- EJECTION FRACTION : 63 % (60 ± 7 %)
- SHORTENING FRACTION : 34 % (30 ± 5%)

RIGHT VENTRICLE-

- RVIDd : 3.0 cm

DIMENSIONAL IMAGING-

MITRAL VALVE	NORMAL
AORTIC VALVE	NORMAL
PULMONARY VALVE	NORMAL
TRICUSPID VALVE	NORMAL
INTER VENTRICULAR SEPTUM	NORMAL
INTERATRIAL SEPTUM	NORMAL
INTRACARDIAC CLOT / VEGETATION / MYXOMA	ABSENT
LEFT ATRIUM	NORMAL
LEFT VENTRICLE	NORMAL
RIGHT VENTRICLE	NORMAL



Name of Company: — Machewheel
Name of Executive: ~~MR~~ / ~~MRS~~ — Ram Jas
Date of Birth: 02 / 02 / 1971

Sex: Male / Female

Height: 169 CMs

Weight: 72 KGs

BMI (Body Mass Index) : 25.2

Chest (Expiration / Inspiration) 96 / 100 CMs

Abdomen: 101 CMs

Blood Pressure: 128 / 86 mm/Hg

Pulse: 76 BPM - Regular / Irregular

Respiration Rate: 18 Resp/Min

Ident. Mark: Cut Mark on Chin

Any Allergies: No

Vertigo: No

Any Medications: (I) No

Any Surgical History: (I) Right knee operation 1yr ago (Apex Hospital)
(II)

Habits of alcoholism/smoking/tobacco: (I) No
(II)

Chief Complaints if any: — No

Lab Investigation Reports: — No

Eye Check up - vision & Color vision: — Normal

Left eye: — Normal

Right eye: — Normal



CHANDAN DIAGNOSTIC CENTRE



Near vision: - Normal

Far vision : - Normal


Dental check up : - Normal

ENT Check up : - Normal

Eye Checkup: - Normal

Final impression

Certified that I examined Ram Jas
S/O D/O W/O is presently in good health
and free from any cardio-respiratory / communicable ailment,
he/she is ~~fit~~ / **Unfit** to join any organization.



रामजस

Dr. R.C. ROY
MBBS., MD. (Radio Diagnosis)
Reg. No.-26918

Client Signature: -

.....
Signature of Medical Examiner

Name & Qualification - Dr. R. C. Roy
(MBBS, MD)

Date - 05/02/2023,

Place - VARANASI

Chandan Diagnostic Centre
9, Shivaji Nagar, Mahmoorgan
Varanasi-221010 (U.P.)
Phone No.:0542-2223232





नाम **रामजस**

Name **Ramjas**

कर्मचारी कूट क्र. **55965**

E.C. No.

रामजस

जारीकर्ता प्रधिकारी
Issuing Authority

धारक के हस्ताक्षर
Signature of Holder



CHANDAN DIAGNOSTIC CENTRE

Add: 99, Shivaji Nagar Mahmoorganj, Varanasi
Ph: 9235447795, 0542-3500227
CIN : U85110DL2003PLC308206



Patient Name	: Mr. RAM JAS -BOBE28071	Registered On	: 05/Feb/2023 11:37:49
Age/Gender	: 51 Y 0 M 0 D /M	Collected	: N/A
UHID/MR NO	: CVAR.0000035279	Received	: N/A
Visit ID	: CVAR0081912223	Reported	: 05/Feb/2023 13:00:52
Ref Doctor	: Dr.Mediwheel - Arcofemi Health Care Ltd.	Status	: Final Report

DEPARTMENT OF CARDIOLOGY-2D-ECHO

RIGHT ATRIUM	NORMAL
PERICARDIUM	NORMAL
OTHER	NORMAL

COLOUR FLOW MAPPING-

	VELOCITY (m/s)	PRESSURE GRADIENT (mm/Hg)	REGURGITATION
MITRAL FLOW	E: A:	NORMAL	TRACE
AORTIC FLOW		NORMAL	ABSENT
PULMONARY FLOW		NORMAL	ABSENT
TRICUSPID FLOW		NORMAL	TRACE

SUMMARY OF FINDINGS AND ECHOCARDIOGRAPHY DIAGNOSIS-

- LV IS NORMAL IN SIZE AND EJECTION FRACTION. NO LVH. NO RWMA
- OTHER PARAMETERS WITHIN NORMAL RANGE
- IAS AND IVS ARE INTACT, NO SHUNT AT GREAT VESSEL
- NO THROMBUS /CLOT/ EFFUSION

FINAL IMPRESSION-

- NO RESTING RWMA
- GOOD BIVENTRICULAR SYSTOLIC FUNCTION WITH LVEF 63%
- NO LVH WITH GRADE I DIASTOLIC DYSFUNCTION
- NO CHAMBER DILATATION WITH TRACE MR AND TR
- NO CLOT/ VEGETATION/ PAH/ EFFUSION

*** End Of Report ***



Dr. Ganesh Shankar (MBBS PGDCC)

This report is not for medico legal purpose. If clinical correlation is not established, kindly repeat the test at no additional cost within seven days.

Facilities: Pathology, Bedside Sample Collection, Health Check-ups, Digital X-Ray, ECG (Bedside also), Allergy Testing, Test And Health Check-ups, Ultrasonography, Sonomammography, Bone Mineral Density (BMD), Doppler Studies, 2D Echo, CT Scan, MRI, Blood Bank, TMT, EEG, PFT, OPG, Endoscopy, Digital Mammography, Electromyography (EMG), Nerve Condition Velocity (NCV), Audiometry, Brainstem Evoked Response Audiometry (BERA), Colonoscopy, Ambulance Services, Online Booking Facilities for Diagnostics, Online Report Viewing *
365 Days Open *Facilities Available at Select Location

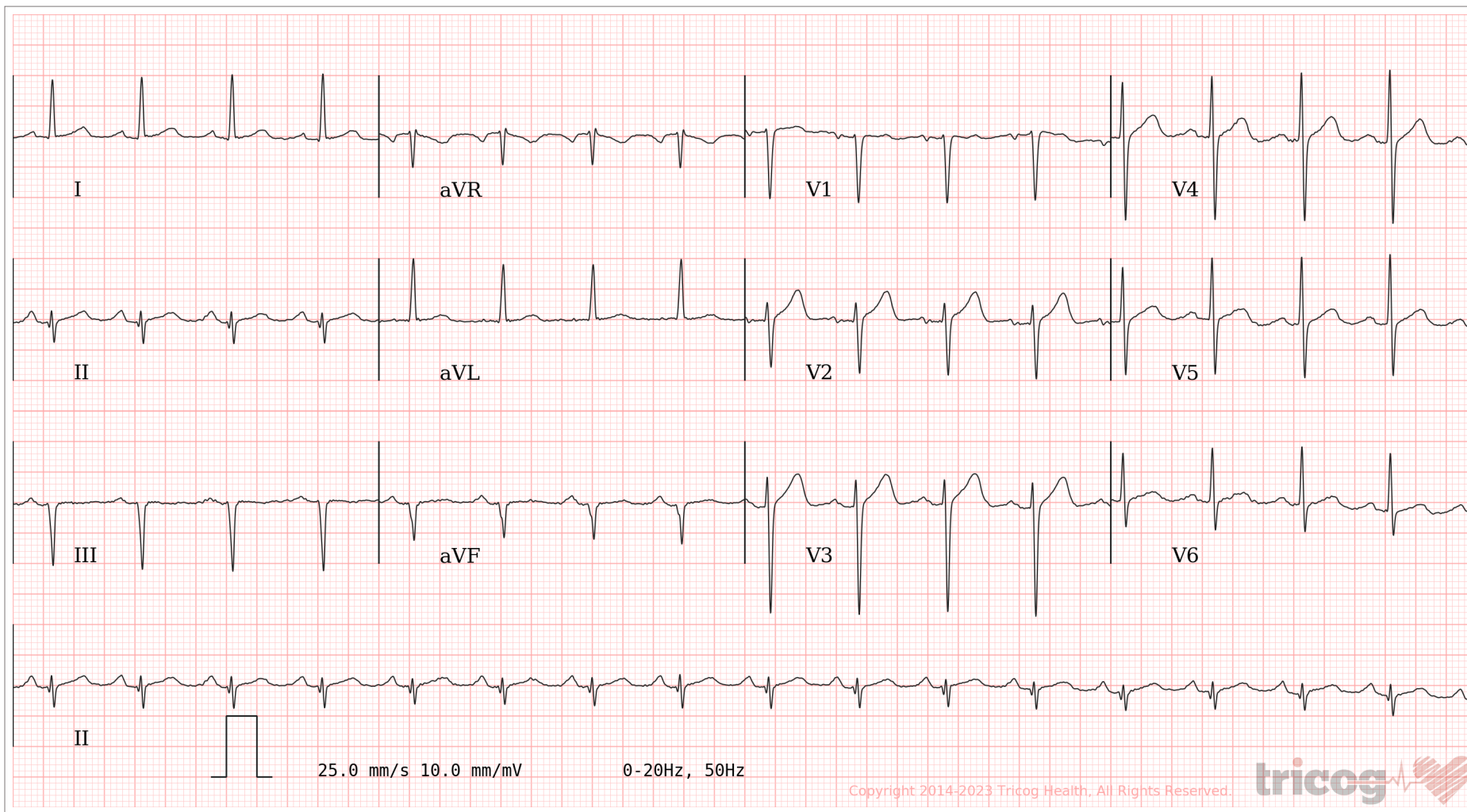



Chandan Diagnostic



Age / Gender: 51/Male
Patient ID: CVAR0081882223
Patient Name: Mr. RAM JAS -BOBE28071

Date and Time: 5th Feb 23 11:45 AM



AR: 102bpm VR: 102bpm QRSD: 74ms QT: 312ms QTc: 406ms PRI: 156ms P-R-T: 55° -37° 29°

Sinus Rhythm, Left Axis Deviation. Please correlate clinically.

AUTHORIZED BY

Dr. Charit
MD, DM: Cardiology

REPORTED BY

Dr. Navneet Mahajan

Disclaimer: Analysis in this report is based on ECG alone and should only be used as an adjunct to clinical history, symptoms and results of other invasive and non-invasive tests and must be interpreted by a qualified physician.

63382