

Sheet 0.5-32R
 Domain V
 I II III
 STNC

Domain V
 aVR aVL aVF
 STNC

Domain V
 V1 V2 V3
 STNC

Domain V
 V4 V5 V6
 STNC

27/12/23

Dr. Kishan Vaidya
 MD, PGDDC
 Associate Consultant - Cardiology
 Reg. No. S-50510

HR : 63
 R-R : 932
 P-R : 138
 QRS : 84
 QT/QTc : 371/380
 P/RS/T : -8/24/25
 RV5/SVI : 1.319/0.556 mV
 RV5-SVI : 1.860 mV

sinus rhythm
 Left Axis Deviation

Unconfirmed report Verified by: *[Signature]*

32 yrs
 Male

Name: *[Signature]*
 ID : 0098



Heart & General Clinic

Icure Heart & Diet Clinic, 402, Epsilon tower, opp Pasha bhai park, Race course, Vadodara

:: PERSONAL HEALTH REPORT ::

Harshvardhan Rajaram		*DATE 25/2/23
		SR. NO.
		SEX. male
		AGE
		HEIGHT 77 kgs
		WEIGHT 168.5 cms

HISTORY

Present History : NO
 Past Illness History : NO Diabetes/Hypertension/Tuberculosis/Asthma/Epilepsy
 Past Occupational History : NO
 Family History : mother diabetic, father diabetic
 Personal History : NO
 Addiction : NO Tobacco/Gutkha/Smoking/Alcohol

GENERAL EXAMINATION

T.P.R. : 65/min B.P. : 126/80 mm Hg

Pallor/Icterus/Cyanosis/Varicosity/Lymph Nodes/Thyroid/Oedema/NVE/Other :

SYSTEMIC EXAMINATION

R.S. : NAD
 C.V.S : NAD
 C.N.S : NAD
 A.S. : NAD
 Musculo-skelet System : NAD

E.N.T. Ex.	NAD	ACUITY OF VISION		RT EYE _{O.C}	LT EYE _{O.C}
		Dental Ex.	NAD	DISTANT	6/
Skin Ex.	NAD			Near	6/
		Psychic Ex.	NAD	With Glass	DISTANT
Near	6/ 6				6/ 6
		COLOUR BLINDNESS NAD			

REMARK

ADVICE

The Worker is FIT/UNFIT for the assigned job.



Dr. Krish P. Vaidya
 MD, PGDCC
 Associate Consultant-Cardiology
 Reg. No. G-50510

DR. KRISH VAIDYA

MD G-50510, CIH

B बैंक ऑफ़ बड़ोदा
Bank of Baroda

नाम:
Name: **HARSHAVARDHANA RAMAN**

कर्मचारी कूट क्र.
E. C. No. **105634**

[Handwritten Signature]

जारीकर्ता प्राधिकारी, मू प्र (स) अका, मदि.
Issuing Authority CM (S), ZO, ND.

[Bank Seal]

[Signature]
धारक के हस्ताक्षर
Signature of Holder

UNION OF INDIA Driving Licence (UP) (NT)

UP85-20080009987

जारी करने की तिथि
Date of Issue: **08/07/2008**

वैधता / Validity
Date: **07/07/2028**

जन्म तिथि
Date of Birth: **25/03/1990**

Blood Group
UNKNOWN

नाम / Name
HARSHAVARDHANA RAMAN

पिता/पति का नाम / Son/Daughter/Wife of
MISHRI LAL RAMAN

DUPLICATE

[Handwritten Signature]





BARODA DIAGNOSTIC LABORATORY



* 2 7 3 2 1 *

Patient's name : Harshvardhan Raman
Age/Sex : 32 Years/Male
Referred by : C/o. I Cure Heart & Diet Clinic
Sample From : LAB
UHID :

Reg. ID : icure-711-19
Accession : 27321
Reg. Date : 25/02/2023
Collection Time : 25/02/2023 16:22

COMPLETE BLOOD COUNT

Sample Type: EDTA

Test Name	Result	Units	Biological Reference Interval
<u>Blood Counts</u>			
Haemoglobin :	13.8	Gms%	13.5 - 18.0
Total R.B.C. :	4.51	mill/c.mm	4.7 - 6.0
Total W. B. C. :	6500	/cu mm	4000 - 10500
Platelet Count :	310000	/cu.mm	1,50,000 - 4,50,000
<u>Differential Count</u>			
Neutrophils :	60	%	40 - 70
Lymphocytes :	35	%	20 - 40
Eosinophils :	03	%	1 - 4
Monocytes :	02	%	2 - 6
Basophils :	00	%	0 - 01
<u>Blood Indices</u>			
P. C. V. :	38.0	%	42 - 52
M. C. V. :	84.3	fl	78 - 100
M.C.H. :	30.6	pg	27 - 31
M. C. H. C. :	36.3	%	32 - 36
R.D.W. :	12.5	%	11.5 - 14.0

E.S.R.(Westergren Method)

After one hour : **8** mm 1 - 7



Dr Harsh Pandya
(MD)
Consultant Pathologist
Reg. No.: G-32582

Dr. Priya Kriplani
(MD)
Consultant Pathologist
Reg. No.: G-46004

302, Trivia Complex, Natubhai Circle, Race Course, Vadodara. ☎ : +91 88660 09950 / 74050 09950 ✉ : bdl95950@gmail.com

Laboratory results serve as an aid to diagnosis & should be interpreted in relation to clinical findings. Please refer back to laboratory in case of ...



BARODA DIAGNOSTIC LABORATORY



Patient's name : Harshvardhan Raman
Age/Sex : 32 Years/Male
Referred by : C/o. I Cure Heart & Diet Clinic
Sample From : LAB
UHID :

Reg. ID : icure-711-19
Accession : 27321
Reg. Date : 25/02/2023
Collection Time : 25/02/2023 16:22

THYROID FUNCTION

Sample Type: Serum

Test Name	Result	Units	Biological Reference Interval
TOTAL T3 :	1.89	ng/ml	0.84 - 2.0
TOTAL T4 :	8.95	ug/dl	5.1 - 14.0
TSH :	2.10	mIU/L	0.25 - 5.0

Method : CLIA



LAB
LAB USE ONLY (Entered by :OP1 Enter Date/Time:25/02/2023 4:27:00 PM) (Verify by :OP1 Verify Date/Time:25/02/2023 4:27:00 PM)



Dr Harsh Pandya
(MD)
Consultant Pathologist
Reg. No.: G-32582

Dr. Priya Kriplani
(MD)
Consultant Pathologist
Reg. No.: G-46004

302, Trivia Complex, Natubhai Circle, Race Course, Vadodara. ☎ +91 88660 09950 / 74050 09950 ✉ bd195950@gmail.com

Laboratory results serve as an aid to diagnosis & should be interpreted in relation to clinical findings. Please refer back to laboratory in case of any discrepancy.



Scanned with OKEN Scanner



BARODA DIAGNOSTIC LABORATORY



★ 2 7 3 2 1 ★

Patient's name : Harshvardhan Raman
Age/Sex : 32 Years/Male
Referred by : C/o. I Cure Heart & Diet Clinic
Sample From : LAB
UHID :

Reg. ID : icure-711-19
Accession : 27321
Reg. Date : 25/02/2023
Collection Time : 25/02/2023 16:22

RENAL FUNCTION TEST

Test Name	Result	Units	Biological Reference Interval
Urea :	18	mg/dl	10 - 50
Bun (Calculated) :	8.4	mg/dl	0 - 18
Creatinine :	0.96	mg/dl	0.4 - 1.5
Uricacid :	4.51	mg/dl	3.4 - 7.0
BUN CREAT RATIO :			10:1 - 20:1

Done on Fully automated biochemistry analyser - COBAS C 111



LAB
LAB USE ONLY (Entered by :OP1 Enter Date/Time:25/02/2023 4:27:00 PM) (Verify by :OP1 Verify Date/Time:25/02/2023 4:27:00 PM)



Dr Harsh Pandya
(MD)
Consultant Pathologist
Reg. No.: G-32582

Dr. Priya Kriplani
(MD)
Consultant Pathologist
Reg. No.: G-46004

302, Trivia Complex, Natubhal Circle, Race Course, Vadodara. ☎ : +91 88660 09950 / 74050 09950 ✉ : bdl95950@gmail.com

Laboratory results serve as an aid to diagnosis & should be interpreted in relation to clinical findings. Please refer back to laboratory in case of any discrepancy



Scanned with OKEN Scanner



BARODA DIAGNOSTIC LABORATORY



Patient's name : Harshvardhan Raman
Age/Sex : 32 Years/Male
Referred by : C/o. I Cure Heart & Diet Clinic
Sample From : LAB
UHID :

Reg. ID : icure-711-19
Accession : 27321
Reg. Date : 25/02/2023
Collection Time : 25/02/2023 16:22

LIVER FUNCTION TEST

Sample Type: Serum

Test Name	Result	Units	Biological Reference Interval
S.G.P.T (ALT) :	14	U/L	0 - 40
S.G.O.T (AST) :	18	U/L	0 - 37
ALK.PHOSPHATASE :	50	U/L	40 - 130
G.G.T :	20.1	U/L	8 - 78
<u>Bilirubin</u>			
Total :	0.40	mg/dl	0.2 - 1.0
Direct :	0.21	mg/dl	0 - 0.6
Indirect :	0.19	mg/dl	0 - 0.5
<u>Serum Proteins</u>			
Total Protein :	6.90	gms/dl	6.4 - 8.3
Albumin :	3.95	gms/dl	3.8 - 4.4
Globulins :	2.95	gms/dl	2.3 - 3.5
A/G Ratio :	1.34		0.9 - 2.9

Done on Fully automated biochemistry analyser - COBAS C 111



LAB
LAB USE ONLY (Entered by :OP1 Enter Date/Time:25/02/2023 4:28:00 PM) (Verify by :OP1 Verify Date/Time:25/02/2023 4:28:00 PM)



Dr Harsh Pandya
(MD)
Consultant Pathologist
Reg. No.: G-32582

Dr. Priya Kriplani
(MD)
Consultant Pathologist
Reg. No.: G-46004

302, Trivia Complex, Natubhai Circle, Race Course, Vadodara. ☎ : +91 88660 09950 / 74050 09950 ✉ : bdl95950@gmail.com

Laboratory results serve as an aid to diagnosis & should be interpreted in relation to clinical findings. Please refer back to laboratory in case of any discrepancy.



Scanned with OKEN Scanner



BARODA DIAGNOSTIC LABORATORY



Patient's name : Harshvardhan Raman
Age/Sex : 32 Years/Male
Referred by : C/o. I Cure Heart & Diet Clinic
Sample From : LAB
UHID :

Reg. ID : icure-711-19
Accession : 27321
Reg. Date : 25/02/2023
Collection Time : 25/02/2023 16:22

LIPID PROFILE


Sample Type: Serum

Test Name	Result	Units	Biological Reference Interval
Cholesterol :	111	mg/dl	0 - 200
Triglyceride :	102	mg/dL	0 - 150
HDL - Cholesterol :	40	mg/dL	35 - 65
LDL - Cholesterol :	50.6	mg/dL	0 - 130
VLDL - Cholesterol :	20.4	mg/dL	0 - 30
Total Cholesterol/HDL Ratio :	2.78		1 - 6
LDL / HDL Cholesterol Ratio :	1.27		0 - 3.5

Done on Fully automated biochemistry analyser - COBAS C 111



LAB
LAB USE ONLY (Entered by :OP1 Enter Date/Time:25/02/2023 4:28:00 PM) (Verify by :OP1 Verify Date/Time:25/02/2023 4:28:00 PM)



Dr Harsh Pandya
(MD)
Consultant Pathologist
Reg. No.: G-32582

Dr. Priya Kriplani
(MD)
Consultant Pathologist
Reg. No.: G-46004

302, Trivia Complex, Natubhai Circle, Race Course, Vadodara. ☎: +91 88660 09950 / 74050 09950 ✉: bdl95950@gmail.com

Laboratory results serve as an aid to diagnosis & should be interpreted in relation to clinical findings. Please refer back to laboratory in case of any discrepancy.



Scanned with OKEN Scanner



BARODA DIAGNOSTIC LABORATORY



* 2 7 3 2 1 *

Patient's name : Harshvardhan Raman
Age/Sex : 32 Years/Male
Referred by : C/o. I Cure Heart & Diet Clinic
Sample From : LAB
UHID :

Reg. ID : icure-711-19
Accession : 27321
Reg. Date : 25/02/2023
Collection Time : 25/02/2023 16:22

HbA1C REPORT

Sample Type: EDTA

Test Name	Result	Units	Biological Reference Interval
HbA1C :	4.92	%	Excellent control: 4.2-6.2 Good Control : 6.3-7.2 Fair Control : 7.3-8.2 Poor Control : >8.3
Mean Blood Glucose levels : of last 03months	95.0	mg/dl	

NOTE

*As per the new 2009 update of American Diabetes Association regarding HbA1C & Mean Blood Glucose relationship.

This test is used to monitor diabetic patients compliance with the therapeutic regimen and long term blood glucose control. It's level is proportional to both the average blood glucose concentration and the life span of the red blood cells (RBC) in circulation. HbA1c values are free of day to day glucose fluctuations and are unaffected by exercise or recent food intake.



LAB

LAB USE ONLY (Entered by :OP1 Enter Date/Time:25/02/2023 4:28:00 PM) (Verify by :OP1 Verify Date/Time:25/02/2023 4:28:00 PM)



Dr Harsh Pandya
(MD)
Consultant Pathologist
Reg. No.: G-32582

Dr. Priya Kriplani
(MD)
Consultant Pathologist
Reg. No.: G-46004

302, Trivia Complex, Natubhai Circle, Race Course, Vadodara. ☎ : +91 88660 09950 / 74050 09950 ✉ : bdl95950@gmail.com

Laboratory results serve as an aid to diagnosis & should be interpreted in relation to clinical findings. Please refer back to laboratory in case of any discrepancy.

 **icure™**
Heart & General Clinic

iCure Heart& Diet Clinic, 402, Epsil on tower, opp Pasha bhai park, Race course, Vadodara

Name : HARSHVARDHANA RAMAN
Ref By : ICURE HEART & DIET CLINIC

Age/Sex : 32 Yrs./M
Date : 26/02/2023
Report ID. : 4

HAEMOGRAM PROFILE

TEST

RESULT

Blood Group : * O *
Rh Factor : * POSITIVE *
(Anti D.)

BIOCHEMISTRY

FASTING (FBS)

Blood Glucose : 85.0 mg/dL 70 - 110 mg/dL

POST-PRANDIAL

Blood Glucose : 140.0 mg/dL 80 - 140 mg/dL

Done By Fully Auto Analyzer MIURA. A-1004

END OF REPORT



 **icure™**
Heart & General Clinic

iCure Heart& Diet Clinic, 402, Epsil on tower, opp Pasha bhai park, Race course, Vadodara

Name : HARSHVARDHANA RAMAN
Ref By : ICURE HEART & DIET CLINIC

Age/Sex : 32 Yrs./M
Date : 26/02/2023
Report ID. : 4

EXAMINATION OF URINE

TEST	RESULT	UNIT
Sample	: FASTING	
PHYSICAL EXAMINATION		
Quantity	: 20	mL
Colour	: YELLOW	
Transperancy	: CLEAR	
Specific Gravity	: 1.030	
Reaction	: ACIDIC	
Deposits	: ABSENT	
CHEMICAL EXAMINATION		
Albumin	: NIL	
Sugar	: NIL	
Acetone	: ABSENT	
Bile Salts	: ABSENT	
Bile Pigments	: ABSENT	
Urobilinogen	: NORMAL : ~ < 1.0 mg/dL	
Occult Blood	: ABSENT	
Nitrate	: ABSENT	
MICROSCOPIC EXAMINATION		
Pus Cells	: 0-1 / hpf	
RBC	: NIL	
Epithelial Cells	: NIL	
Crystals	: NIL	
Amorphous Phosphate	: NIL	
Cast	: NIL	

END OF REPORT




Heart & General Clinic

2D Echocardiography & Color Doppler Report

iCure Hear care, 402, Epsilon tower, opp Pasha bhai park, Race course, Vadodara

Patient Name: Mr Harshvardhan Raman

Date: 25 / 02 / 2023

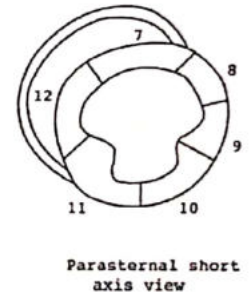
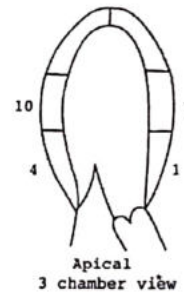
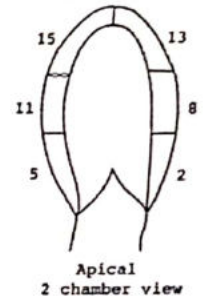
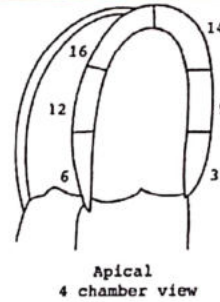
Age Gender: male - 32 Years

M. Mode Study:

LA	35	IVS	09	PWD	09
AO	24	LVDs	23	LVDd	45

Doppler Study:

Mitral Valve	E: 0.98 A: 0.55
Aortic Valve	Normal
Tricuspid Valve	Normal
Pulmonary Valve	Normal



Conclusion:

- Normal LV Systolic function
- LVEF: 58 % ,No RWMA
- Cardiac Chambers: Normal
- Diastolic function: Normal
- TR: No PAH: No RVSP: 17mmhg
- No Ms , No MR
- Mild AR , No AS
- ASD/VSD/PDA/Co-A : No
- No Clots or vegetations found
- IVC: 11mm size with Normally collapsive



Dr. Krish P. Vaidya
MD, PG DCC
Associate Consultant-Cardiology
Reg.No.G-50510

Dr. Krish P Vaidya
Consultant Cardiologist, Diabetologist
& General Physician

Note:

Normal 2D echo report does not rule out cardiac diseases
this report shall not be used for Medico legal purposes,
Clinical Correlation advisable.


Heart & General Clinic

NAME : Mr Harshavardhan Raman	AGE : 32Y/M	DATE : 25/02/2023
-------------------------------	-------------	-------------------

ULTRASONOGRAPHY OF WHOLE ABDOMEN
(Screening Only)

Liver is normal in size and echotexture and shows normal parenchymal reflectivity. No focal lesion is seen. Hepatic veins appear normal. There is no evidence of any dilated intra hepatic biliary radicals.

Portal Vein appears normal in diameter.

Common Bile Duct is of normal diameter.

Gallbladder is physiologically distended with normal wall thickness. There is no evidence of gallstones. No evidence of peri-cholecystic fluid or probe tenderness.

Pancreas is normal in size and shows homogenous reflectivity. There is no evidence of any calcification or ductal dilatation.

Spleen is normal size and shows a homogenous echotexture. There is no evidence of any focal lesion.

Both Kidneys are normal in position and size. They show normal cortical reflectivity and cortico-medullary distinction. Right kidney measures 93x40mm. Left kidney measures 102x49mm. There is no evidence of renal calculi, hydronephrosis or mass seen.

Bladder is well distended and shows normal wall thickness. No evidence of intra-luminal mass or calculi.

Prostate gland is normal in size . it has smooth outlines and normal reflectivity

There is no evidence of ascites.

No evidence of any gross bowel mass seen.

No evidence of any aorto-caval or mesenteric root lymphadenopathy.

No mass or collection in right iliac fossa.

CONCLUSION: No sonographic abnormality is seen.



Mehul Prajapati

DR. MEHUL PRAJAPATI
CONSULTANT RADIOLOGIST

 iCure™
Heart & General Clinic

iCure Heart& Diet Clinic, 402, Epsil on tower, opp Pasha bhai park, Race course, Vadodara



Sunny K. Machhi
+91 87585 30074
+91 83205 61551
sunnydigitalray@yahoo.com

NAME	HARSHAVADAN RAMAN	AGE/SEX	32/MALE
REF BY	ICURE HEART & DIET CLINIC	DATE	25/02/22

X-RAY CHEST PA VIEW

BOTH LUNGS FIELDS ARE NORMAL .

REMAINING LUNG FIELDS ARE NORMAL.

BOTH COSTOPHRENIC RECESS ARE CLEAR.

CARDIAC SIZE WITHIN NORMAL LIMITS.

MEDIASTINUM AND BONY THORACIC CAGE REVEAL NO ABNORMALITY.

IMPRESSION : NORMAL LUNGS HEART AND MEDIASTUINUM..

DR.HIMANI VIRAPARA
Regn. No: G.28771
M.D. [Radiodiagnosis]
(CONSULTANT RADIOLOGIST)

