

MRN : 189408

IP No:



Date : 21-Dec-2021

Gender/Age : Female/50Y

6M 7D

Ph : 9980833993

Name : MANASA GANGOTHRI B A

Address : #11 HMS LAYOUT AREHALLI, BANGALORE

Doctor : WALK-IN DR. Yamini

c/o tinnitus (L) ear. since 4 years

+/- giddiness (+) (on & off)

NO +/- nausea / vomiting / HL.

O/E (R) (L)

EAC (N) (N)

TM (R) (L)

Rinne +ve +ve  
 Weber ← →  
 ABC (N) (N)

Nose - DNS

Throat - NAD.

Δ - Tinnitus for evaluation.

#1

~~AD~~  
① Cap. Absolut - 3G.  
1 - 0 - 0  
x 1 month

② Tab. Ginkocer.  
0 - 0 - 1 x 1 month

PTA  
MRI Brain if  
s/s persist.

~~DR. YASHASWI~~

Dr. YASHASWI, MBBS, DLO  
FELLOW IN RHINOLOGY  
ALLERGY SPECIALIST  
REG. No.: 71613  
MOB.: 9448089291 / 9945126633

**Vasavi Hospital (A Unit of Sree Vasavi Trust)**  
 #15, First Stage, 70th Cross, Kumaraswamy Layout, Bangalore - 560078  
 080 7150 0500

MRN: 189408 IP No:

Date: 21-Dec-2021

Name: MANASA GANGOTHRI B A

Gender/Age: Female/50Y

Address: #11 HMS LAYOUT AREHALLI, BANGALORE

6M 7D

Doctor: WALK-IN Dr. Vijay Kumar

Ph: 9980833993

(Medisheel Health PKG)

- O/O DU for near:  $1\frac{1}{2}$  m. - <sup>10</sup>g addition - lasts for 1 min.

Wearing glasses: DM - ve HT - ve last checked 3 yrs back.

DU  $\left\{ \begin{array}{l} 6/6 \\ 6/9 \end{array} \right.$

XIU  $\left\{ \begin{array}{l} N_{12} 14 \\ N_{12} 12 \end{array} \right.$

CU  $\left\{ \begin{array}{l} N \\ N \end{array} \right.$

IOP  $\left\{ \begin{array}{l} 11 \text{ mmHg} \\ 11 \text{ mmHg} \end{array} \right.$

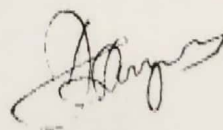
By Rx: RE +0.25 S +0.75 X 180°  
 LE +0.25 S +0.75 X 154°  
 PD: 56.

N A N

700.2 FO 100.2  
 N Macula N

- pre-lens planes
- yearly checkups

Hyperopia  
 Presbyopia



# Vasavi Hospital (A Unit of Sree Vasavi Trust)

#15, First Stage, 70th Cross, Kumaraswamy Layout, Bangalore - 560078

080 7150 0500

MRN : 189408

IP No:

Date : 21-Dec-2021

Name : MANASA GANGOTHRI B A



Gender/Age : Female/50Y  
6M 7D

Address : #11 HMS LAYOUT AREHALLI, BANGALORE

Ph : 9980833993

Doctor : ~~WALK-IN~~ Dr. Vishwanath BL.

(Medi wheel Package)

Wt - 79 kg

BP - 130/80 mm hg

SpO<sub>2</sub> - 98%

PR - 78 b/mt.

Heart on exam spot

No significant changes seen

48






**VASAVI  
HOSPITAL**

WE CURE WITH CARE  
(A Unit of Sree Vasavi Trust)

Name : **MANASA GANGOTHRI B A**  
AGE/SEX : 50 Yrs / Female  
REFERRED BY :  
CONTACT NO. : 9980833993

REG/LAB NO. : 21120693 / 160115  
DATE OF COLLECTION : 20-12-2021 at 10:05 AM  
DATE OF REPORT : 20-12-2021 at 01:50 PM  
BILL NO. : 037836



TEST PARAMETER	RESULT	REFERENCE RANGE
----------------	--------	-----------------

Mediwheel Full Body Health Checkup female above 40 - 80150

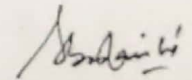
**COMPLETE BLOOD COUNT (CBC)**

HAEMOGLOBIN	13.5 gm/dl	12 - 16 gm/dl
TOTAL COUNT	5900 cells/cumm	4000 - 11000 cells/cumm
<b>DIFFERENTIAL COUNT</b>		
NEUTROPHILS	49 %	40 - 70 %
LYMPHOCYTES	44 %	20 - 45 %
MONOCYTES	06 %	2 - 8 %
EOSINOPHILS	01 %	1 - 6 %
BASOPHILS	00 %	0 - 1 %
R.B.C COUNT	4.43 mill/cumm	4 - 5.5 mill/cumm
PACKED CELL VOLUME (PCV)	39.1 %	37 - 47 %
PLATELET COUNT	2.97 Lakhs/cumm	1.5 - 4.5 Lakhs/cumm
M.C.V	88.1 fl	80 - 98 fl
M.C.H	30.5 pg	26 - 34 pg
M.C.H.C	34.6 %	31 - 38 %

**BLOOD GROUP & Rh TYPE**

BLOOD GROUP	"B"
RH TYPE	POSITIVE



  
**Dr Badrinath S**  
MD(PGI) KMC No.19014  
Senior Consultant

Page 1 of 7

#15, 70th Cross, 14th Main, 1st Stage, Kumaraswamy Layout (Opp. to 15 E Bus Stop), Bengaluru - 560 078

☎ 080 7150 0500 / 88844 66000 ✉ info@vasavihospitals.com 🌐 www.vasavihospitals.com

Gastroenterology • Neurology • Orthopaedics • General Surgery • Obstetrics & Gynecology • Nephrology & Urology • ENT • Emergency & Critical Care



# VASAVI HOSPITAL

WE CURE WITH CARE  
(A Unit of Sree Vasavi Trust)

Name : **MANASA GANGOTHRI B A**  
AGE/SEX : 50 Yrs / Female  
REFERRED BY :  
CONTACT NO. : 9980833993

REG/LAB NO. : 21120693 / 160115  
DATE OF COLLECTION : 20-12-2021 at 10:05 AM  
DATE OF REPORT : 20-12-2021 at 01:50 PM  
BILL NO. : 037836



## TEST PARAMETER

## RESULT

## REFERENCE RANGE

### ESR (westergren)

ESR 20 mm/hr 0 - 20 mm/hr

### BLOOD UREA NITROGEN (BUN)

BLOOD UREA NITROGEN 10.2 mg/dl  
6 - 21 mg/dl  
Pregnant women - 5 to 12 mg/dl

### FASTING BLOOD SUGAR

FASTING BLOOD SUGAR 96 mg/dl 74 - 100 mg/dl

### GLYCOSYLATED HEMOGLOBIN (HbA1c)

HbA1c (GLYCOSYLATED Hb) 5.2 % 4 - 6 %

MEAN BLOOD GLUCOSE 98.7 mg/dl

Degree of Control	HbA1c	MBG
Normal	< 6.0 %	61-124 mg/dl
Good Control	6.0-7.0 %	124-156 mg/dl
Fair Control	7.0-8.0 %	158-188 mg/dl
Poor Control	> 8.0 %	>188 mg/dl

**Dr Badrinath S**

MD(PGI) KMC No.19014  
Senior Consultant






# VASAVI HOSPITAL

WE CURE WITH CARE  
(A Unit of Sree Vasavi Trust)

Name : **MANASA GANGOTHRI B A**  
AGE/SEX : 50 Yrs / Female  
REFERRED BY :  
CONTACT NO. : 9980833993

REG/LAB NO. : 21120693 / 160115  
DATE OF COLLECTION : 20-12-2021 at 10:05 AM  
DATE OF REPORT : 20-12-2021 at 01:50 PM  
BILL NO. : 037836



TEST PARAMETER	RESULT	REFERENCE RANGE
<b>LIPID PROFILE</b>		
TOTAL CHOLESTEROL	259 mg/dl	up to 200 mg/dl
TRIGLYCERIDES	101 mg/dl	up to 200 mg/dl <b>Special condition:</b> Borderline high risk : 200 - 400 mg/dL Elevated : > 400 mg/dL
HDL CHOLESTEROL - DIRECT	69 mg/dl	35 - 55 mg/dl
LDL CHOLESTEROL - DIRECT	86 mg/dl	up to 130 mg/dl
TC/HDL	3.7	
LDL/HDL	1.2	

**Dr Badrinath S**  
MD(PGI) KMC No.19014  
Senior Consultant







# VASAVI HOSPITAL

WE CURE WITH CARE  
(A Unit of Sree Vasavi Trust)

Name : **MANASA GANGOTHRI B A**  
AGE/SEX : 50 Yrs / Female  
REFERRED BY :  
CONTACT NO. : 9980833993

REG/LAB NO. : 21120693 / 160115  
DATE OF COLLECTION : 20-12-2021 at 10:05 AM  
DATE OF REPORT : 20-12-2021 at 01:50 PM  
BILL NO. : 037836



TEST PARAMETER	RESULT	REFERENCE RANGE
<b>LIVER FUNCTION TEST (LFT)</b>		
TOTAL BILIRUBIN	0.80 mg/dl	Adult - 0.2 - 1.3 mg/ dL
<b>Special condition:</b> Premature - <2.0 mg/ dL Full term - <2.0 mg/ dL 0-1 day - Premature- 1.0 - 8.0 mg/ dL 0-1 day - Full term - 2.0 - 6.0 mg/ dL 1 - 2 days Premature - 6.0 - 12.0 mg/ dL 1 - 2 days Full term - 6.0 - 10.0 mg/ dL 3 - 5 days Premature - 10.0 - 14.0 mg/ dL 3 - 5 days Full term - 4.0 - 8.0 mg/ dL		
DIRECT BILIRUBIN	0.28 mg/dl	0 - 0.3 mg/dl
INDIRECT BILIRUBIN	0.52 mg/dl	
ASPARATE AMINOTRANSFERASE (SGOT/AST)	17 U/L	up to 40 U/L
ALANINE AMINOTRANSFERASE (SGPT/ALT)	18 U/L	up to 40 U/L
ALKALINE PHOSPHATASE	86 IU/L	25 - 147 IU/L
TOTAL PROTEIN	6.3 g/dl	6 - 8.5 g/dl
SERUM ALBUMIN	4.0 g/dl	3.5 - 5.2 g/dl
SERUM GLOBULIN	2.3 g/dl	2.3 - 3.5 g/dL
A/G RATIO	1.7	1 - 1.5



**Dr Badrinath S**  
MD(PGI) KMC No.19014  
Senior Consultant





**VASAVI  
HOSPITAL**

WE CURE WITH CARE  
(A Unit of Sree Vasavi Trust)

Name : **MANASA GANGOTHRI B A**

AGE/SEX : 50 Yrs / Female

REFERRED BY :

CONTACT NO. : 9980833993

REG/LAB NO. : 21120693 / 160115

DATE OF COLLECTION : 20-12-2021 at 10:05 AM

DATE OF REPORT : 20-12-2021 at 01:50 PM

BILL NO. : 037836



TEST PARAMETER	RESULT	REFERENCE RANGE
<b>POSTPRANDIAL BLOOD GLUCOSE</b>		
POST PRANDIAL BLOOD SUGAR	98 mg/dl	70 - 140 mg/dl
SERUM CREATININE	0.44 mg/dL	0.6 - 1.4 mg/dL
<b>URIC ACID</b>		
URIC ACID	3.3 mg/dL	3.2 - 6.4 mg/dL
<b>THYROID PROFILE (T3, T4, TSH)</b>		
TOTAL TRIIODOTHYRONINE (T3)	1.81 nmol/L	0.93 - 3.3 nmol/L
TOTAL THYROXINE (T4)	88.2 nmol/L	60 - 120 nmol/L
		<b>Special condition:</b> in Pregnancy (nmol/L) First Trimesters: 100-190 Second Trimesters: 92-252 Third Trimesters: 108-219 Pediatric: 66-155
THYROID STIMULATING HORMONE (TSH)	0.61 $\mu$ IU/ml	Adult 0.4 - 5.0 0 - 1 day - 1.0 - 39.0

**Dr Badrinath S**

MD(PGI) KMC No.19014  
Senior Consultant






**VASAVI  
HOSPITAL**

WE CURE WITH CARE  
(A Unit of Sree Vasavi Trust)

Name : **MANASA GANGOTHRI B A**  
AGE/SEX : 50 Yrs / Female  
REFERRED BY :  
CONTACT NO. : 9980833993

REG/LAB NO. : 21120693 / 160115  
DATE OF COLLECTION : 20-12-2021 at 10:05 AM  
DATE OF REPORT : 20-12-2021 at 01:50 PM  
BILL NO. : 037836



TEST PARAMETER	RESULT	REFERENCE RANGE
<b>Urine Sugar (fasting)</b>		
Urine Sugar (fasting)	Nil	
<b>Urine Sugar (PP)</b>		
Urine Sugar (PP)	Nil	
<b>STOOL ANALYSIS</b>		
<b>PHYSICAL EXAMINATION</b>		
COLOUR	Brownish	
CONSISTANCY	Semi Solid	
PH	7.0	
MUCUS	Absent	
REDUCING SUGAR	ABSENT	
<b>MICROSCOPIC EXAMINATION</b>		
OVA	NIL	
CYST	NIL	
PUS CELLS	3-4 /hpf	
RBC	1-2	
BACTERIA	++	

**Dr Badrinath S**  
MD(PGI) KMC No.19014  
Senior Consultant





**VASAVI  
HOSPITAL**

WE CURE WITH CARE  
(A Unit of Sree Vasavi Trust)

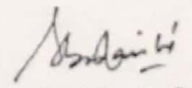
Name : **MANASA GANGOTHRI B A**  
AGE/SEX : 50 Yrs / Female  
REFERRED BY :  
CONTACT NO. : 9980833993

REG/LAB NO. : 21120693 / 160115  
DATE OF COLLECTION : 20-12-2021 at 10:05 AM  
DATE OF REPORT : 20-12-2021 at 01:50 PM  
BILL NO. : 037836



TEST PARAMETER	RESULT	REFERENCE RANGE
<b>URINE ROUTINE</b>		
<b>PHYSICAL CHARACTERS</b>		
COLOUR	PALE YELLOW	
APPEARANCE	SLIGHTLY TURBID	
SPECIFIC GRAVITY	1.015	
pH	6.0	
<b>CHEMICAL CONSTITUENTS</b>		
ALBUMIN	NIL	
SUGAR	NIL	
BILE SALTS	ABSENT	
BILE PIGMENTS	ABSENT	
KETONE BODIES	ABSENT	
BLOOD	TRACES	
<b>MICROSCOPY</b>		
PUS CELLS	4 - 5 /hpf	
R.B.C	2 - 3 /hpf	
EPITHELIAL CELLS	12 - 15 /hpf	
CASTS	ABSENT	
CRYSTALS	ABSENT	
BACTERIA	ABSENT	



  
**Dr Badrinath S**  
MD(PGI) KMC No.19014  
Senior Consultant

Dispatched by: Dr Badrinath S

\*\*\*\* End of Report \*\*\*\*

Printed by: Shwetha on 04-01-2022 at 12:50 PM

Page 7 of 7

#15, 70th Cross, 14th Main, 1st Stage, Kumaraswamy Layout (Opp. to 15 E Bus Stop), Bengaluru - 560 078

☎ 080 7150 0500 / 88844 66000 ✉ info@vasavihospitals.com 🌐 www.vasavihospitals.com

Gastroenterology • Neurology • Orthopaedics • General Surgery • Obstetrics & Gynecology • Nephrology & Urology • ENT • Emergency & Critical Care

Scanned by CamScanner





**VASAVI  
HOSPITAL**

WE CURE WITH CARE  
(A Unit of Sree Vasavi Trust)

**DEPARTMENT OF RADIOLOGY & IMAGING**

Patient Name : MANASA GANGOTHRI B A

Age & Gender : 50Y / Female

MR No : 189408

OP/ IP : OP

Consultant : Dr. WALK-IN

Bill / IP No : 160116 /

Billing On : 20-Dec-2021/10:02 AM

Reported On : 20-Dec-2021 01:16 PM

Study ID : 37211

**X-RAY OF CHEST PA VIEW**

**FINDINGS:**

The lungs on the either side show equal translucency.

Cardiac size and ventricular configuration are normal.

Both hilar region appears normal.

Both C P angles appear clear.

Both domes of diaphragm appear normal.

Bony cage and soft tissue appear normal.

**IMPRESSION: ESSENTIALLY NORMAL STUDY.**

*SRK*

Dr. KIRUTHIKA SELVARAJ MBBS, DMRD  
Consultant Radiologist  
KMC Reg. No. 101138

.... End report ....





## DEPARTMENT OF RADIOLOGY & IMAGING WITH CARE

(A Unit of Sree Vasavi Trust)

Patient Name : MANASA GANGOTHRI B A

Age & Gender : 50Y / Female

MR No : 189408

OP/ IP : OP

Consultant : Dr. WALK-IN

Bill / IP No : 160116 /

Billing On : 20-Dec-2021/10:02 AM

Reported On : 20-Dec-2021 12:58 PM

Study ID : M710

### X-RAY OF BILATERAL MAMMOGRAPHY

**CLASS: A**

**Bilateral CC and MLO Views done**

#### **BILATERAL BREAST:**

Well defined radio-opacity is seen in the retro areolar region of left breast. (USG screening shows a cyst measuring 4.9 x 3 mm).

Predominant glandular dense tissues noted.

No obvious architectural distortion / Micro calcification noted.

Nipple areolar complex appears normal.

**IMPRESSION: BENIGN FINDINGS. BIRADS II.**

#### **BIRADS - Breast Imaging Reporting and Data System**

BIRADS category 0 - Assessment incomplete. Need additional imaging evaluation.

BIRADS category 1 - Negative. Routine mammogram in one year recommended.

BIRADS category 2 - Benign findings.

BIRADS category 3 - Probably benign finding. Initial short term follow up (repeat mammogram after 6 months) recommended

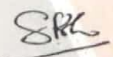
BIRADS category 4 - Suspicious abnormality. Biopsy should be considered.

BIRADS category 5 - Highly suggestive of malignancy. Appropriate action/ Tissue diagnosis warranted.

BIRADS category 6 - Biopsy proven / known malignancy.

#### **NOTE:**

- Not all breast abnormalities show up on mammography.
- Mammographic accuracy may range from 98% in fatty breasts to 70% in dense breasts.
- If there is no imaging finding in the area of clinical concern, the area of clinical concern should be managed independently of the imaging examinations.
- Screening mammography is advisable for all women > 40 years.

  
**Dr. KIRUTHIKA SELVARAJ MBBS, DMRD.**  
Consultant Radiologist  
KMC Reg. No. 101138

#15, 70th Cross, 14th Main, 1st Stage, Kumaraswamy Layout, (Opp. to 15E Bus Stop), Bengaluru - 560 078

☎ 080 7150 0500 / 88844 66000 ✉ info@vasaviahospitals.com 🌐 www.vasaviahospitals.com

Gastroenterology • Neurology • Orthopaedics • General Surgery • Obstetrics & Gynecology • Nephrology & Urology • ENT • Emergency & Critical Care

**24/7 Radiology Services (Digital X-Ray, Ultrasound, Computed Tomography (CT))**



Patient Name : MANASA GANGOTHRI B A

(A Unit of Sree Vasavi Trust)

Age &amp; Gender : 50Y / Female

Bill / IP No : 160116 /

MR No : 189408

Billing On : 20-Dec-2021/10:02 AM

OP/ IP : OP

Reported On : 20-Dec-2021 12:54 PM/

Consultant : Dr. WALK-IN

Study ID : 20366

**ULTRASOUND SCAN OF ABDOMEN AND PELVIS**

**LIVER:** Liver is 13.1 cm in size, both lobes of liver are normal in size with homogeneous echotexture. No evidence of any focal lesion / intrahepatic biliary dilatation noted. CBD and Portal vein normal in size and echotexture.

**GALL BLADDER:** Well distended, gall bladder wall thickness is normal. Contents are clear. No evidence of gall stones / cholecystitis.

**PANCREAS:** Head and body appears normal. Uncinate process and tail could not be assessed due to bowel gas. MPD is normal.

**SPLEEN:** Normal in size measuring 8.3 cms with normal echotexture.

**KIDNEYS:** Both Kidneys are normal in size, shape, contour & position. Cortico medullary differentiation is well maintained. No evidence of any hydronephrosis / hydroureter.

Right Kidney measures : 9.9 x 4.2 cms. Parenchymal thickness 1.6 cms.

Left Kidney measures : 9.8 x 4.3 cms. Parenchymal thickness 1.3 cms.

**URINARY BLADDER:** Well distended with clear contents. Wall thickness is normal.

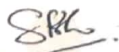
**UTERUS:** Normal in size and echotexture, measuring 5.6 x 2.9 x 3.3 cms. Myometrial echoes appear normal. Endometrium appears normal, measures 2.0 mm.

**OVARIES:** Both ovaries are atrophied.

No obvious free fluid in the peritoneal cavity.

**IMPRESSION: NO SONOLOGICALLY DETECTABLE ABNORMALITY IN THIS STUDY.**

**\*\* Note: All abnormalities cannot be detected by Ultrasound scan due to technical limitation, obesity and other factors. Scan findings to be correlated with old reports or other investigations.**



Dr. KIRUTHIKA SELVARAJ MBBS, DMRD.

Consultant Radiologist

KMC Reg. No. 101138

.... End report ....

#15, 70th Cross, 14th Main, 1st Stage, Kumaraswamy Layout, (Opp. to 15E Bus Stop), Bengaluru - 560 078

☎ 080 7150 0500 / 88844 66000 ✉ info@vasavihospitals.com 🌐 www.vasavihospitals.com

Gastroenterology • Neurology • Orthopaedics • General Surgery • Obstetrics & Gynecology • Nephrology & Urology • ENT • Emergency & Critical Care

**24/7 Radiology Services (Digital X-Ray, Ultrasound, Computed Tomography (CT))**