

SARDA

CENTRE FOR DIABETES & SELF CARE

NAME: MR. ASHISH MEHTA

SEX: Male AGE: 49 Years.

REF. BY : MEDIWHEEL

DATE :26/08/2023

COMPLETE BLOOD COUNT

TEST	RESULT	NORMAL RANGE
WBC COUNT	7000 /cumm	4.0 - 11.0 x 10 ³ /cumm
Haemoglobin:	13.6 g%	13.0 - 18.0 g%
Platelets:	324000 /cumm	1,50,000 - 4,50,000 / cumm
Red Blood Cells:	4.93 /Mill/ul	4.20 - 6.00 Mill/ul
MCV:	84.3 fL	80.0 - 97.0 fL
MCH:	27.5 pg	26.0 - 32.0 pg
MCHC:	32.7 g/dL	31.0 - 36.0 g/dL
HCT:	41.5 %	37.0 - 51.0 %
Differential Count		
Neutrophils:	58 %	40 - 75 %
Lymphocyte:	37 %	20 - 45 %
Monocytes:	03 %	2 - 10 %
Eosinophills:	02 %	1 - 06 %
Basophills:	00 %	0 - 1 %
ESR:	08 mm at 1 Hr.	Male: 0 - 8 mm at 1 Hr. Female: 0 - 20 mm at 1 Hr.

AGE: YRS

BLOOD GROUP

BLOOD GROUP : "B"
R.H.FACTOR : POSITIVE

Dr. S R SARDA

M.D. Reg. No. 86462

SARDA CENTRE FOR DIABETES & SELF CARE
4, Vyanktesh Nagar, Jaina Road, Aurangabad

Dr. Sampat Sarda
M.D. (Pathology)

Phone No. 2333851, 2334858

SARDA

CENTRE FOR DIABETES & SELF CARE

NAME: MR. ASHISH MEHTA

SEX: Male AGE: 49 Years.

REF. BY : MEDIWHEEL

DATE :26/08/2023

BLOOD SUGAR EXAMINATION

TEST	RESULT		
Fasting Blood Sugar:	74 mg/dl		
Post Meal Blood Suagr Level:	92 mg/dl		
REFERANCE RANGE :	NON DIABETIC	IGT	DIABETIC
FASTING	</=90MG	90-126 mg %	>/=126mg %
POSTMEAL	</=140mg	140-200mg%	>/=200mg

GYCOCYTED HAEMOGLOBIN

TEST	RESULT	NORMAL
HbA1C:	5.2 %	4.7-5.9 %
M.B.G	95.56% mg	70 - 120 mg
INTERPRETATION:		
FOR DIABETIC PATIENT		
Good Control:	6.0 - 7.0 %	
Fair Diabetic Control:	7.0 - 8.0 %	
Unsatisfactory control:	8.0 - 10 %	
Poor Diabetic Control:	Above 10 %	

Dr. Sampat Sarda
Dr. S. R. SARDA
No. 55462
SARDA (Pathology) CENTRE FOR DIABETES & SELF CARE
4, Vyankateshnagar, Jaina Road, Aurangabad
Phone No. 2333851, 2334853

SARDA

CENTRE FOR DIABETES & SELF CARE

NAME: MR. ASHISH MEHTA

SEX: Male AGE: 49 Years.

REF. BY : MEDIWHEEL

DATE :26/08/2023

BLOOD PROFILE

TEST	RESULT	NORMAL
BLOOD UREA N2	10.0 mg%	5-25 mg %
BLOOD UREA NITROGEN (BUN)CREATININE	11.1mg%	6-22 mg %
BILIRUBIN TOTAL	0.50mg%	0.2-1.0 mg
DIRECT	0.20	0.0-0.3
INDIRECT	0.30	0.3-0.7
S.G.O.T	24 IU/L	15-40 IU/L
S.G.P.T	21 IU/L	15-40 IU/L
ALK PHOSPHATASE	65 IU/L	42-128IU/L
S.PROTEIN TOTAL	7.0gm%	6.0-8.0 gm%
ALBUMIN	4.1gm%	3.2-4.4 gm%
GLOBULINS	2.9gm%	2.3-3.5 gm%
ALB/GLO RATIO	1.4138	
G.G.T.P	22	upto50IU
SR.URIC ACID	5.1	3.5-7.0 mg %\$uric-

BLOOD PROFILE

TEST	RESULT	NORMAL
CREATININE	0.9mg%	0.6-1.4 mg %

Dr.S R. SARDA

M.D Reg. No. 56462

SARDA CENTER FOR DIABETES & SELF CARE

4, Vyanktesh Nagar, Jalna Road, Aurangabad

Phone No. 2333851, 2334858

4, Vyanktesh Nagar, Jalna Road, Aurangabad (MH). Ph.: 2333851, 2334858, Mob.: 9823040323

SARDA

CENTRE FOR DIABETES & SELF CARE

NAME: MR. ASHISH MEHTA

SEX: Male AGE: 49 Years.

REF. BY : MEDIWHEEL

DATE :26/08/2023

LIPID PROFILE

Serum Cholesterol :	151 mg/dl	130 - 250 mg/dl
HDL Cholesterol:	42 mg/dl	30 - 95 mg/dl
Serum Triglyceride:	105 mg/dl	up to 165 mg/dl
LDL Cholesterol:	88 mg/dl	up to 165 mg/dl
VLDL Cholesterol:	21 mg/dl	up to 40 mg/dl
LDL / HDL Cholesterol Ratio:	2.1	Low risk : 0.5 - 3.0 Moderate risk: 3.0 - 6.0 High risk: > 6.0
CHOL/HDL Cholesterol Ratio:	3.6	Low risk : 3.3 - 4.4 Average risk: 4.4 - 7.1 Moderate risk: 7.0 - 11.0 High risk: > 11

Dr. Sampal Sarda
M.D. (Pathology)
SARDA CENTRE FOR DIABETES & SELF CARE
4, Vyankateshnagar, Jalna Road, Aurangabad
Phone No. 2333851, 2334858

SARDA

CENTRE FOR DIABETES & SELF CARE

NAME: MR. ASHISH MEHTA

SEX: Male AGE: 49 Years.

REF. BY : MEDIWHEEL

DATE :26/08/2023

AGE: YRS

THYROID FUCTION TEST

TEST	RESULT	NORMAL RANGE
Total T 3 :	123.63 ng/ml	87 - 178 ng/ml
Total T 4 :	9.89 ug/dl	6.09 - 12.23 ug/dl
TSH Ultrasensitive :	3.51 uIU/ml	0.38 - 5.33 uIU/ml

AGE: YRS

PROSTATIC SPECIFIC ANTIGEN

TEST	RESULT	UNIT	REFERENCE RANGE
PROSTATIC SPECIFIC ANTIGEN	1.3	ng/ml	0.0 - 4.0 ng/ml

Dr. Sampat Sarda
M.D. Reg. No. 233462
M.D. Pathology
CENTRE FOR DIABETES & SELF CARE
4, Vyankateshnagar, Jalna Road, Aurangabad
Phone No. 2333851, 2334858

SARDA

CENTRE FOR DIABETES & SELF CARE

NAME: MR. ASHISH MEHTA

SEX: Male AGE: 49 Years.

REF. BY : MEDIWHEEL

DATE :26/08/2023

Urine Routine Examination

Physical Examination

Colour:	Pale Yellow
Appearance:	Clear
Reaction:	Acidic
Deposit :	Absent

Chemical Examination:

Specific Gravity	1.010
Albumin	Present (+)
Sugar:	Absent
Acetone:	----
Bile Salts	----
Bile Pigment:	----

Microscopic Examination

RBC :	Absent
Pus Cells:	1-2/HPF
Epithelial cells:	Absent
Crystals:	Absent
Casts:	Absent

Dr. S. R. SARDA
Dr. Sampat Sarda
SARDA M.D. (Pathology)
CENTRE FOR DIABETES & SELF CARE
4, Vyankateshnagar, Jalna Road, Aurangabad
Phone No. 2333851, 2334858

SARDA

CENTRE FOR DIABETES & SELF CARE

Name : Mr. Ashish Mehta

Date : 26/08/ 2023

Age/Sex : 49Yrs/Male

Ref.By: Dr.Sarda Sir

STRESS TEST REPORT

1. Protocol – Bruce.
2. Exercise Time- 9.09 Min.
3. Baseline Heart Rate and Blood Pressure - 105 bpm, BP- 140/90mm of Hg.
4. Mets- 10.50.
5. ST-T Segment Changes – No Significant ST-T Changes.
6. Angina- None.
7. Arrhythmias- None.
8. Other Symptoms – None.
9. Maximal Heart Rate and Blood Pressure – 179 bpm, BP – 180/90mm of Hg.
10. Predicted Maximal Heart Rate Achieved -104%.
11. Reason For Termination - Target Heart rate achieved.

CONCLUSION : Stress Test Negative for Exercise Induced Ischemia.



A handwritten signature in black ink, appearing to read "Dr. Devrao Thenge".

DR.DEORAO THENGE
M.D.D.N.B.(CARDIOLOGY)

Dr. Devrao Thenge
MD, DNB (Cardiology)
Reg. No. 2601/02/491

ASIAN HOSPITAL
MOTIWALA SQUARE
AURANGABAD

Station
Telephone:

EXERCISE STRESS TEST REPORT

Patient Name: Mehta, Ashish
Patient ID: 56281
Height: 166 cm
Weight: 83 kg

DOB: 15.12.1973
Age: 49yrs
Gender: Male
Race: Asian

Study Date: 26.08.2023
Test Type:
Protocol: BRUCE

Referring Physician:
Attending Physician: DR. DEORAO THENGE
Technician:

Medications:
--

Medical History:
--

Reason for Exercise Test:
--

Exercise Test Summary

Phase Name	Stage Name	Time in Stage	Speed (mph)	Grade (%)	HR (bpm)	BP (mmHg)	Comment
PRETEST	SUPINE	00:11	0.00	0.00	102	140/90	
	STANDING	00:17	0.50	0.00	96		
EXERCISE	STAGE 1	03:00	1.70	10.00	130	150/90	
	STAGE 2	03:06	2.50	12.00	148	160/90	
	STAGE 3	03:00	3.40	14.00	179	170/90	
	STAGE 4	00:10	4.20	16.00	176		
RECOVERY		03:53	0.00	0.00	123	160/90	

The patient exercised according to the BRUCE for 9:09 mins, achieving a work level of Max. METS: 10.50. The resting heart rate of 105 bpm rose to a maximal heart rate of 179 bpm. This value represents 104 % of the maximal, age-predicted heart rate. The resting blood pressure of 140/90 mmHg, rose to a maximum blood pressure of 180/90 mmHg. The exercise test was stopped due to Target heart rate achieved.

Interpretation

Summary: Resting ECG: normal
Functional Capacity: normal
HR Response to Exercise: appropriate
BP Response to Exercise: normal resting BP - appropriate response
Chest Pain: none
Arrhythmias: none
ST Changes: none
Overall Impression: Normal stress test.

Conclusions

Exercise of bruce protocol for 9.09 min.
Target heart rate achieved
No angina/arrhythmias No ST-T Changes
Test is negative for induced ischemia.

Physician

Technician



(Signature)
Dr. Deorao Thenge
MD, DNB (Cardiology)
Reg. No. 20011021432

Tabular Summary

Mehra, Ashish
 Patient ID 56481
 26.08.2023
 4:33:13pm
 Male 166 cm 83 kg
 49yrs Asian
 Meds:

ASIAN HOSPITAL

BRUCE: Total Exercise Time 09:09
 Max HR: 179 bpm 104% of max predicted 171 bpm HR at rest: 105
 Max BP: 180/90 mmHg BP at rest: 140/90 Max RPP: 29920 mmHg*bpm

Maximum workload: 10.50 METS

Max ST: 0.30 mm 0.00 mV/s in III EXERCISE STAGE 2 04:30

Reasons for Termination: Target heart rate achieved

Summary: Resting ECG: normal functional capacity: normal HR Response to Exercise: appropriate BP Response to Exercise: normal resting BP: appropriate response Chest pain: none Arrhythmias: none ST Changes: none Overall Impression: Normal stress test

Conclusion: Exercise of Bruce protocol for 9:09 min. Target heart rate achieved.

No angina/arrhythmias. No ST-T changes. Test is negative for inducible ischemia.

Test Reason:

Medical History:

Ref MD: Ordering MD:

Technician: Test Type:

Comment:

Phase Name	Stage Name	Time in Stage	Speed (mph)	Grade (%)	Workload (METs)	HR (bpm)	BP (mmHg)	RPP (mmHg*bpm)	MI (liters)	ST Level Comment (IT min)
PRETEST	SUPINE	00:11	0.00	0.00	1.0	102	140/90	14280	0	0.40
	STANDING	00:07	0.50	0.00	1.0	96			0	0.45
EXERCISE	STAGE 1	03:00	1.70	10.00	2.6	130	160/90	19500	0	0.58
	STAGE 2	03:00	2.50	12.00	7.0	148	160/90	23080	0	0.75
	STAGE 3	03:00	3.40	14.00	10.1	179	180/90	30940	0	0.85
	STAGE 4	00:10	4.20	16.00	10.5	176	180/90	29240	0	0.70
RECOVERY		03:53	0.00	0.00	1.0	125	160/90	22400	0	0.90

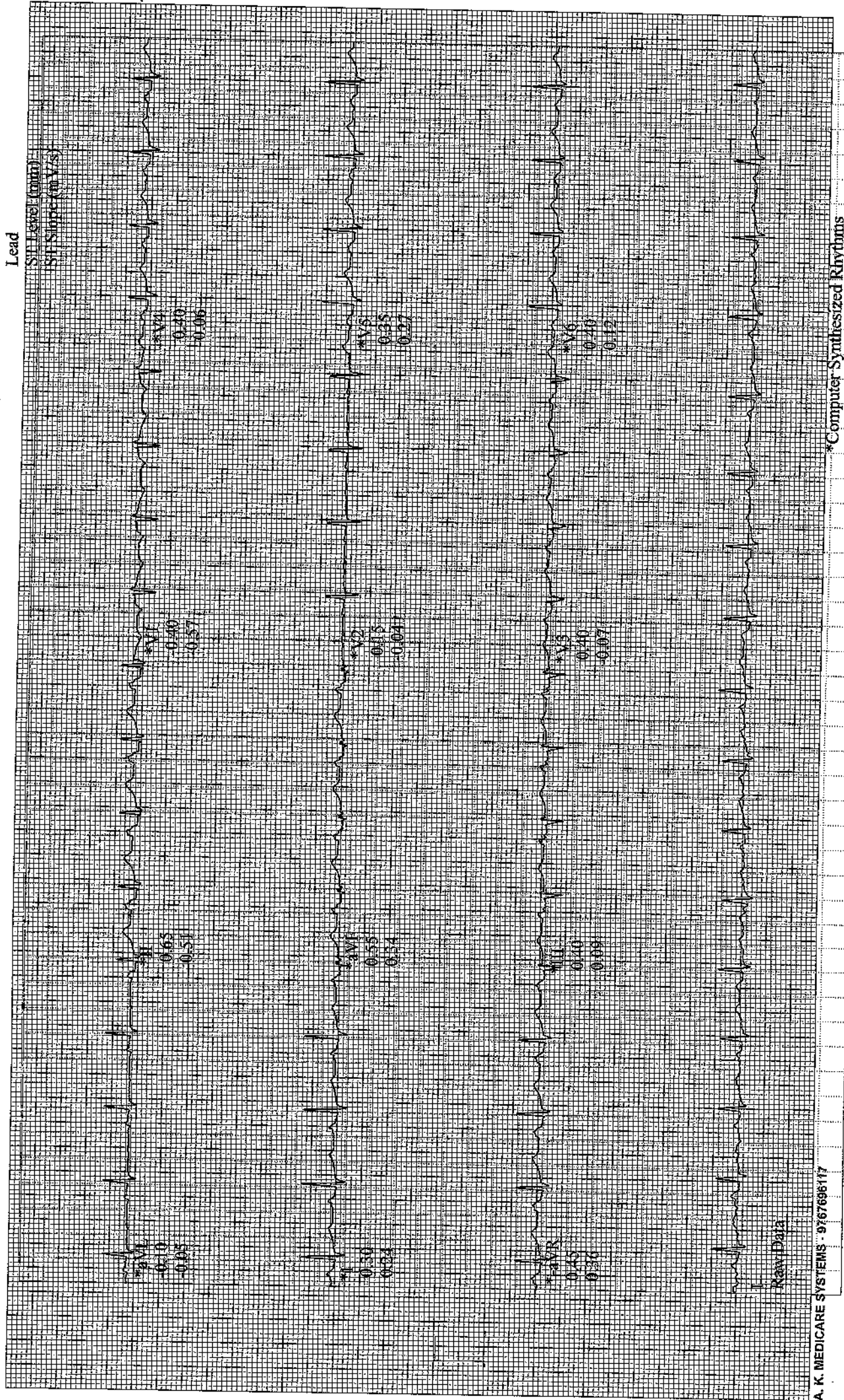
Mehta, Ashish
Patient ID 56481
26.08.2023
4:33:24pm

Linked Medians
PRETEST
SUPINE
00:10

103 bpm
140/90 mmHg

BRUCE
0.0 mph
0.0 %

ASIAN HOSPITAL



A. K. MEDICARE SYSTEMS - 9767696177

GE CardioSoft V6.73 (2)
25 mm/s 10 mm/mV 50Hz 0.01 - 20Hz S+ HR(LV6)

*Computer Synthesized Rhythms

Start of Test: 4:33:13pm

Page 1

Mebta, Ashish
Patient ID 56481
26.08.2023
4:33:25pm

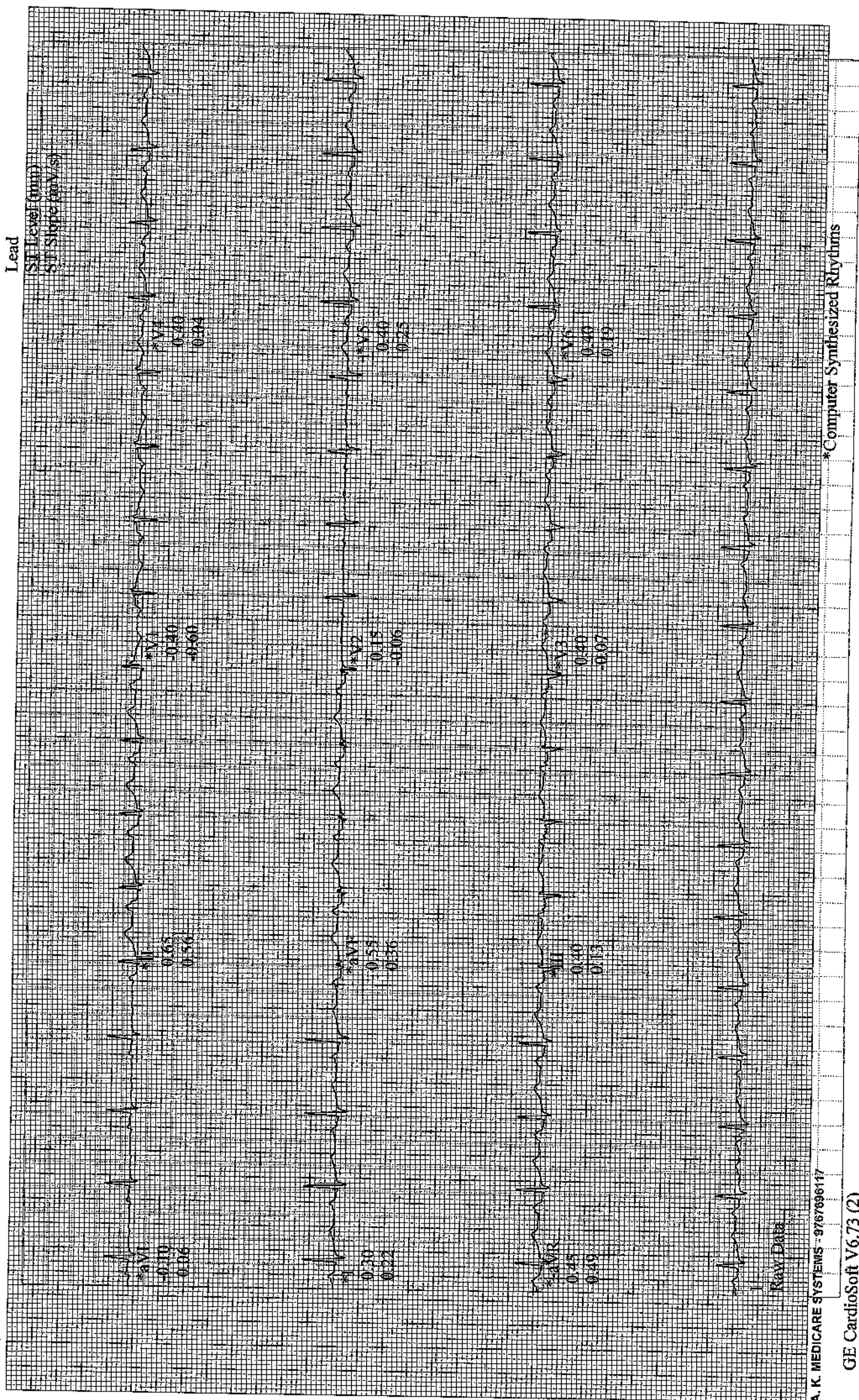
Linked Medians

PRETEST
STANDING
00:11

100 bpm
140/90 mmHg

BRUCE
0.0 mph
0.0 %

ASIAN HOSPITAL



Start of Test: 4:33:13pm

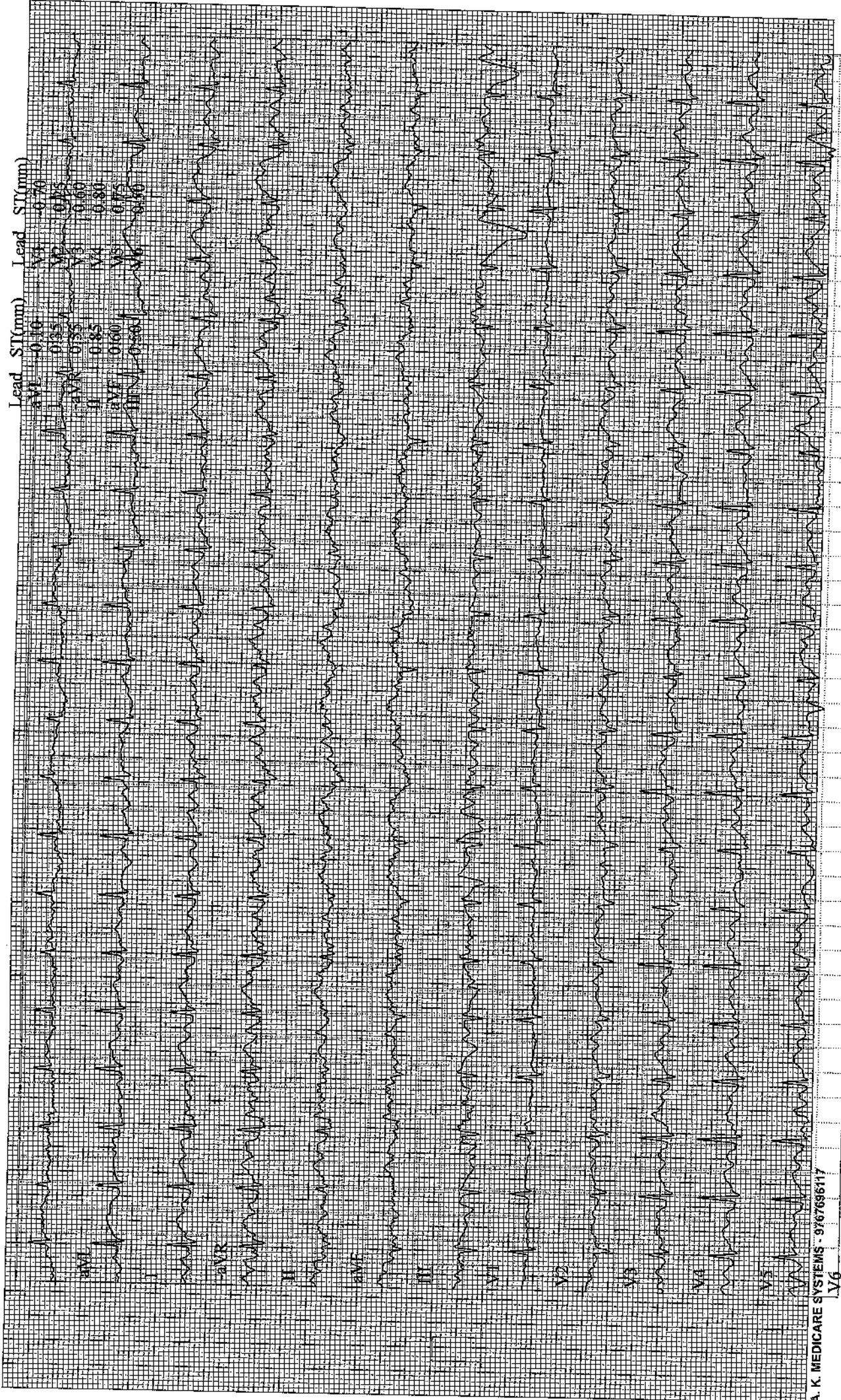
Mehta, Ashish
Patient ID 56481
26.08.2023
4:36:25pm

12-Lead Report
EXERCISE
STAGE 1
02:50

BRUCE
1.7 mph
10.0 %

ASIAN HOSPITAL

Measured at 60ms Post J (1.0mm/mV)
Auto Points



A. K. MEDICARE SYSTEMS - 976768617

GE CardioSoft V6.73 (2)
25 mm/s 10 mm/mV 50Hz 0.01 - 20Hz S+ HR(V5, V4)

Start of Test: 4:33:13pm

Mebta, Ashish
Patient ID 56481
26.08.2023
4:39:25pm

12-Lead Report

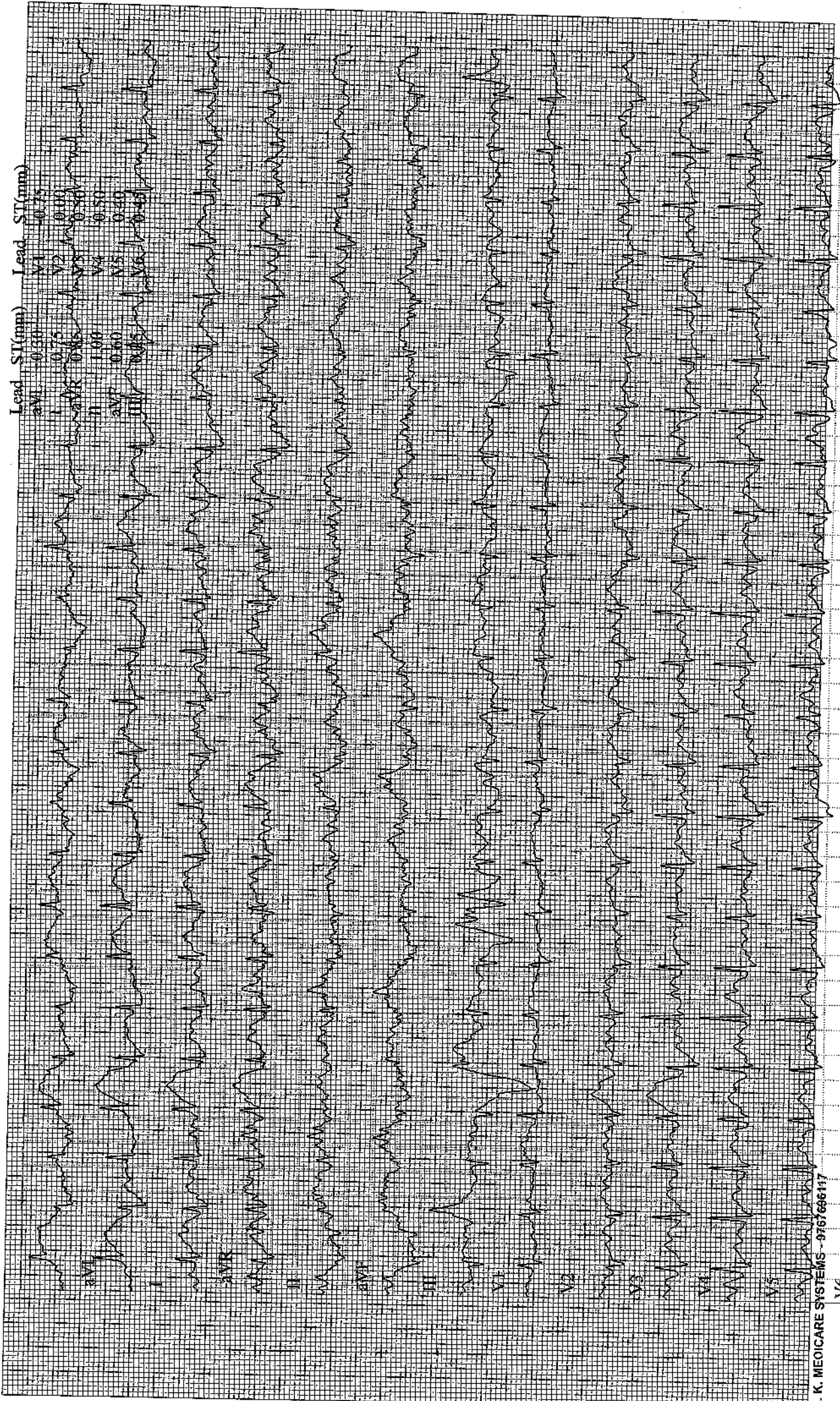
BRUCE
2.5 mph
12.0 %

EXERCISE
STAGE 2
05:50

150 bpm
160/90 mmHg

ASIAN HOSPITAL

Measured at 60ms Post J (10mm/mV)
Auto Points



A. K. MEOICARE SYSTEMS - 9767666117

GE CardioSoft V6.73 (2)
25 mm/s 10 mm/mV 50Hz 0.01 - 20Hz S+ HR(V5,V4)

Start of Test: 4:33:13pm

Mehta, Ashish
Patient ID 56481
26.08.2023
4:42:25pm

12-Lead Report

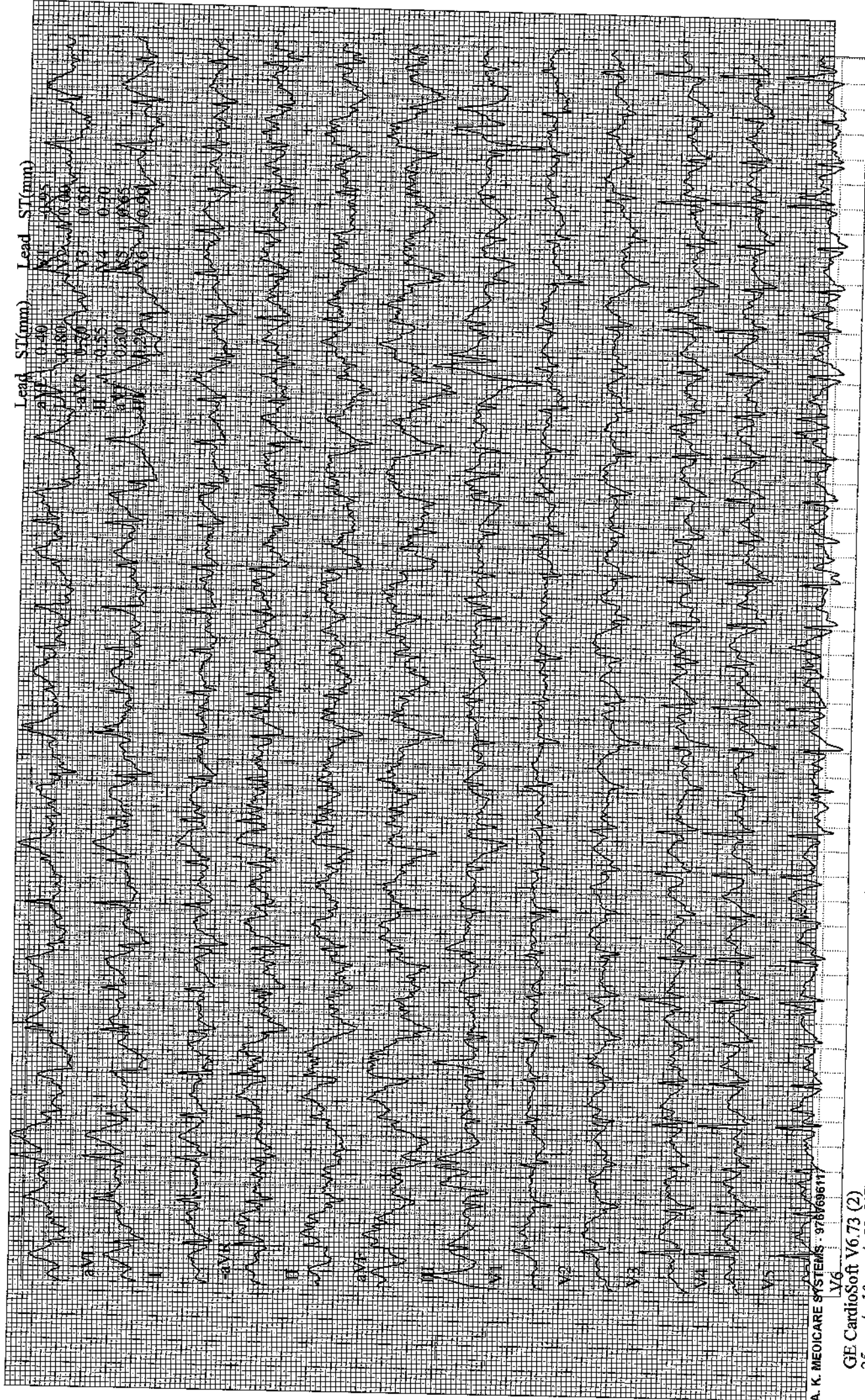
EXERCISE
STAGE 3
08:50

179 bpm
170/90 mmHg

BRUCE
3.4 mph
14.0 %

ASIAN HOSPITAL

Measured at 60ms Post J (10mm/mV)
Auto Points



A. K. MEOICARE SYSTEMS - 978769611
V6

GE CardioSoft V6.73 (2)
25 mm/s 10 mm/mV 50Hz 0.01 - 20Hz S+ HR(I, V5)

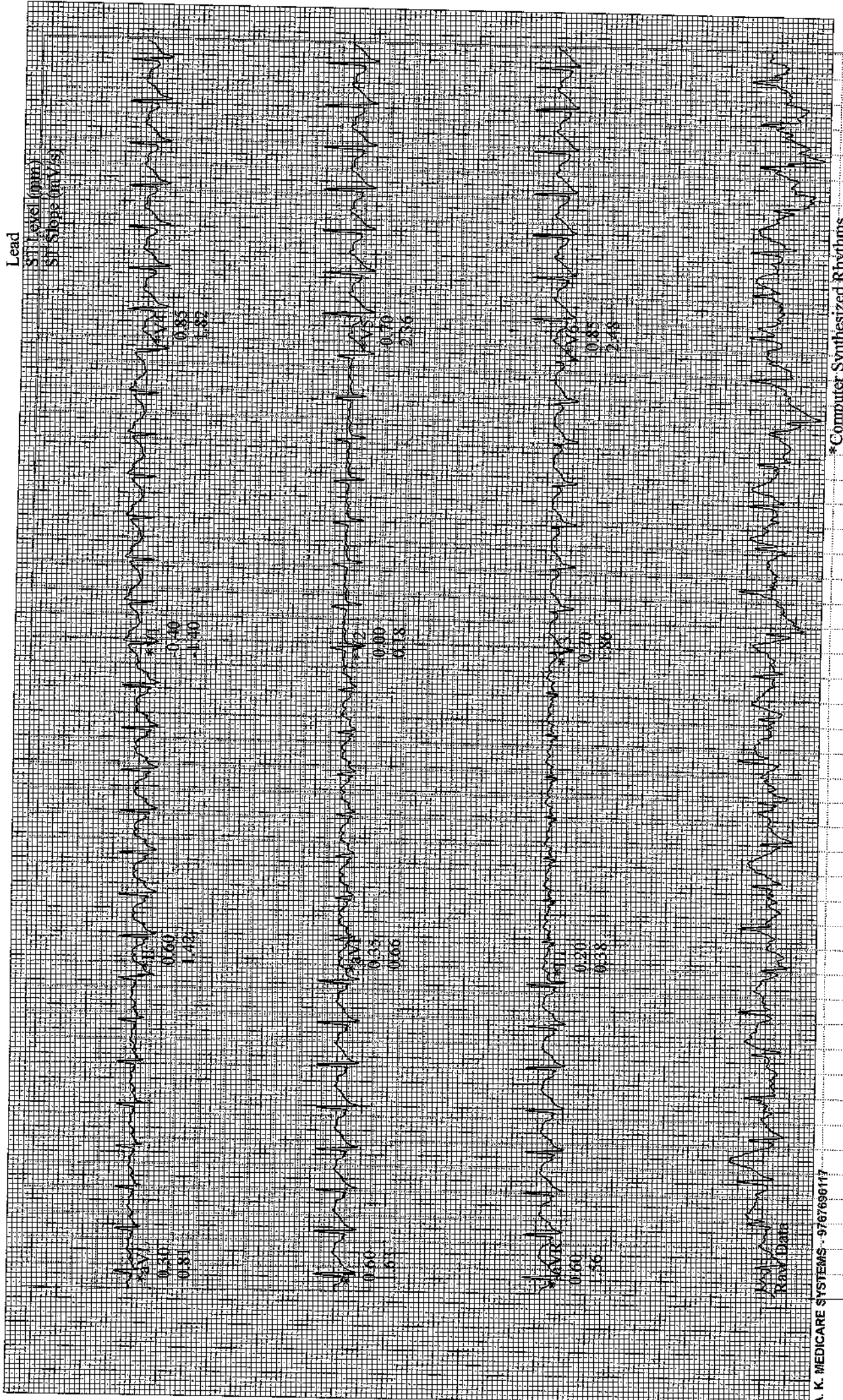
Start of Test: 4:33:13pm

Mehra, Ashish
Patient ID 56481
26.08.2023
4:42:39pm

Linked Medians (PEAK EXERCISE)
EXERCISE
STAGE 4
09:10
BRUCE
4.2 mph
16.0 %

176 bpm
170/90 mmHg

ASIAN HOSPITAL



A. K. MEDICARE SYSTEMS - 9767696117

*Computer Synthesized Rhythms

GE CardioSoft V6.73 (2)
25 mm/s 10 mm/mV 50Hz 0.01 - 20Hz S+ HR(I,VS)

Start of Test: 4:33:13pm


Mehra, Ashish
Patient ID 56481
26.08.2023
4:43:34pm

12-Lead Report
RECOVERY
#1
00:50

164 bpm

BRUCE
1.5 mph
0.0 %

ASIAN HOSPITAL
Measured at 60ms Post J (10mm/mV)
Auto Points



A. K. MEDICARE SYSTEMS 3167896117

V6
GE CardioSoft V6.73 (2)
25 mm/s 10 mm/mV 50Hz 0.01 - 20Hz S+ HR(I,V5)

Start of Test: 4:33:13pm

Mehta, Ashish
Patient ID 56481
26.08.2023
4:44:34pm

12-Lead Report


RECOVERY

#1
01:50

BRUCE
0.0 mph
0.0 %

ASIAN HOSPITAL

Measured at 60ms Post J (10mm/mV)
Auto Points



Lead	ST(mm)	ST(mm)
V1	0.65	0.70
V2	0.55	0.25
V3	0.90	0.20
V4	1.60	1.25
V5	1.45	1.00
V6	1.35	1.00

A. K. MEDICARE SYSTEMS - 9757696117
V6

GE CardioSoft V6.73 (2)
25 mm/s 10 mm/mV 50Hz 0.01 - 20Hz S+ HR(V5,I)

Start of Test: 4:33:13pm


Mehta, Ashish
Patient ID 56481
26.08.2023
4:45:34pm

12-Lead Report
RECOVERY
#1
02:50

126 bpm
180/90 mmHg

BRUCE
0.0 mph
0.0 %

ASIAN HOSPITAL
Measured at 60ms Post J (10mm/mV)
Auto Points



A. K. MEOICARE SYSTEMS - 9767696117
V6

GE CardioSoft V6.73 (2)
25 mm/s 10 mm/mV 50Hz 0.01 - 20Hz S+ HR(V5.I)

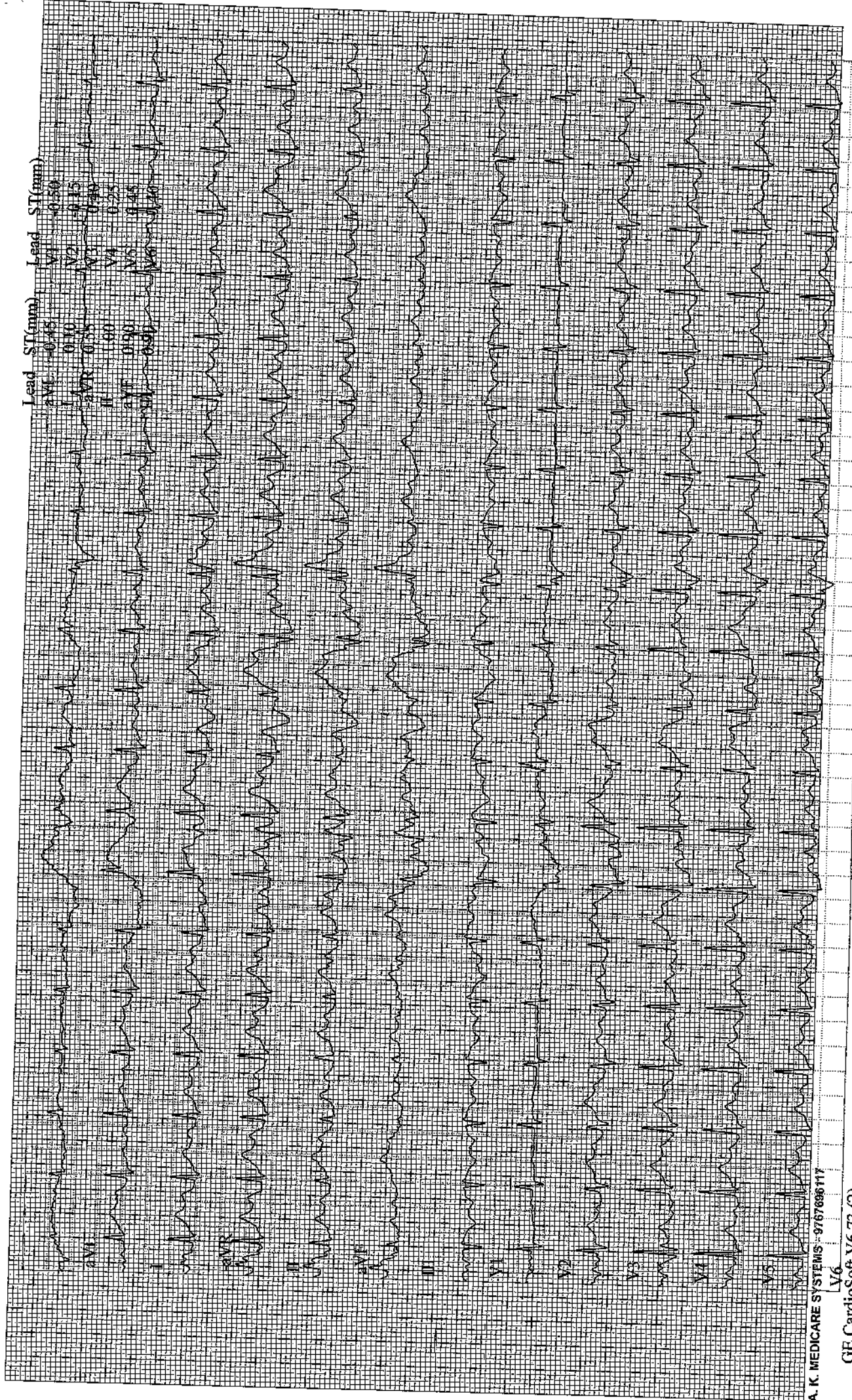
Start of Test: 4:33:13pm

Mehta, Ashish
Patient ID 56481
26.08.2023
4:46:34pm

12-Lead Report
RECOVERY
#1
03:50

BRUCE
0.0 mph
0.0 %

ASIAN HOSPITAL
Measured at 60ms Post J (10mm/mV)
Auto Points



A. K. MEDICARE SYSTEMS - 9767686117

V6
GE CardioSoft V6.73 (2)
25 mm/s 10 mm/mV 50Hz 0.01 - 20Hz S+ FR(V5,I)

Start of Test: 4:33:13pm

DIGITAL X-RAY
INTERVENTIONAL RADIOLOGY
3D/4D SONOGRAPHY & COLOR DOPPLER
2-D ECHOCARDIOGRAPHY
PERIPHERAL COLOR DOPPLER
HI-SPEED HELICAL C.T. SCAN
C.T. ANGIOGRAPHY
PATHOLOGY LAB. SERVICES



DIAGNOSTIC CENTRE
X-RAY, IMAGING & PATHOLOGY

1, VYANKATESH NAGAR, OPP. SFS
HIGH SCHOOL, JALNA ROAD,
AURANGABAD - 431005
☎ : 0240-2353182, 2325282, 8446100111

ASHISH MEHTA

26-08-2023

Ref. by:

CHEST PA VIEW

Trachea central.

Apices are clear.

Both lung fields appeared well pneuamtised and appeared normal.

Both cp angles are clear.

Cardiac silhoutte appeared normal.

IMPRESSION :
NORMAL CHEST.

DR. P. A. BARJATYA
M.B.B.S., M.D.
9823344449

Dr. Gokuldas S. Lahoti
Radiologist
Regd. No. 59887
Sarla Center For Health & Welfare
4, Vankatesh Nagar, Aurangabad.
DR. G. S. LAHOTI
M.B.B.S., D.M.D.
9850171587

DIGITAL X-RAY
INTERVENTIONAL RADIOLOGY
3D/4D SONOGRAPHY & COLOR DOPPLER
2-D ECHOCARDIOGRAPHY
PERIPHERAL COLOR DOPPLER
HI-SPEED HELICAL C.T. SCAN
C.T. ANGIOGRAPHY
PATHOLOGY LAB. SERVICES



DIAGNOSTIC CENTRE
X-RAY, IMAGING & PATHOLOGY

1, VYANKATESH NAGAR, OPP. SFS
HIGH SCHOOL, JALNA ROAD,
AURANGABAD - 431005
☎ : 0240-2353182, 2325282, 8446100111

ASHISH MEHTA

26-08-2023

Ref. by:

USG ABDOMEN

LIVER--Liver is normal in size, and revealed normal echotexture.
Intrahepatic biliary radicles and porto-venous echocomplex appeared normal.
No e/o any focal solid, cystic, or diffuse parenchymal pathology seen.
Normal cbd and portal vein.

GALLBLADDER --Gallbladder is physiologically distended and appeared normal, no e/o any gallbladder calculus.
Normal gb wall thickness.

SPLEEN--Spleen is normal in size & echogenicity, no e/o focal lesion seen.

PANCREAS--pancreas is normal in size, shape and echotexture. Normal peripancreatic fat planes.
No e/o pancreatic calcification/calculi, normal pancreatic duct.

KIDNEYS--Both kidneys are normal in size, shape, position and revealed normal cortical & medullary echopattern,
No e/o any calculus seen, No e/o hydronephrosis.

No e/o ascitis, no e/o any paraaortic adenopathy..

HIGH FREQUENCY USG.

Normal bowel loop peristalsis & caliber.

UR BLADDER--Urinary bladder is well distended and appeared normal, no e/o any vesical calculus or mass lesion.

No changes of cystitis.

Normal prostate.

IMPRESSION :

**NORMAL LIVER, GALL BLADDER, SPLEEN, PANCREAS, BOTH KIDNEYS, .
NORMAL UR BLADDER, PROSTATE.**

DR. P. A. BARJATYA
M.B.B.S., M.D.
9823344449

Dr. Gokuldas S. Lahoti
Radiologist
Regd. No. 5985
Sarda Center For Diabetes & Selfcare
4, Venkatesh Nagar Rd, Aurangabad.
DR. G. S. LAHOTI
M.B.B.S., D.M.R.D.
9850171587

**SARDA
CENTRE FOR DIABETES & SELF CARE**

4, Vyankatesh Nagar, Jaina Road, Aurangabad. Ph. : (0240) 2333851, 2334858.

Name: MR. Ashish Age: _____
mehta

CLINICAL SUMMARY:

Weight: _____ Height (Cms): _____ Blood Pressure: _____

ECG FINDINGS:

Rate: _____ QRS, Complex: _____

Rhythm: _____ ST Segment: _____

Mechanism: _____ T Wave: _____

Axis: _____ QT Interval: _____

P. Wave: _____ PR Interval: _____

Recommendation: _____

Date: 26.08.23

Dr. _____

Dr. A. S. SARDA
M.D. Reg. No. 1570
SARDA CENTER FOR DIABETES & SELF CARE
4, Vyankatesh Nagar, Jaina Road, Aurangabad
Phone No. 2333851, 2334858

Handwritten scribble or mark at the bottom left of the page.