



ભારતીય વિશિષ્ટ ઓળખણ પાધિકરણ

ભારત સરકાર

Unique Identification Authority of India

Government of India

નોંધણીની ઓળખ / Enrollment No.: 0124/45015/00261

To,
જરીવાલા રોનક મુકેશભાઈ
Jariwala Ronak Mukeshbhai
8/74
hingraj mata ni sheri
sanghadiyawad gopipura
Surat M Corp
Gopipura S.o Surat City Surat
Gujarat 395001
8905227524

Ref: 340 / 05P / 47719 / 47770 / P



SB669726730FH



તમારો આધાર નંબર / Your Aadhaar No. :

8906 5423 6854

મારો આધાર, મારી ઓળખ



ભારત સરકાર

Government of India

જરીવાલા રોનક મુકેશભાઈ
Jariwala Ronak Mukeshbhai

જન્મ તારીખ / DOB : 15/06/1989

પુરુષ / Male



8906 5423 6854

મારો આધાર, મારી ઓળખ

Other _____



Ronak jariwala
08.10.2022 08:44:34

REVIVAL DIAGNOSTICS



HEALTH CHECK-UP SUMMARY

Name: Ronal Jarivala

Date: 02/10/2022

Email ID:

Sex: M Age: 33 Years Contact No: 9106229756 Remarks:

Under-weight	-
Normal	-
Over-weight	✓

i> BMI

Height (in Cm): <u>173</u>	Weight (in Kg): <u>85</u>	BMI: <u>28.4</u>
----------------------------	---------------------------	------------------

ii> Blood Pressure & Pulse

114/70 mm/hg
84/min.

If high or low, whether the person is on medication: YES / NO

iii> Blood Tests & Lung Function Remarks

RS
CVS
CVS }

If abnormal, whether the person is on medication: YES / NO

iv> Eye Test Remarks

Eye test R/G/G L/G/G
Color Vision:

v> Heart Disease

Whether any specific heart ailment detected (ECG findings):
Normal

vi> Any other problems needing attention / Overall Assessment:

NO

C.K. Patel

Signature of the Doctor

Revival Diagnostic

401, Aqua Corridor,
B/s. Star Bazar, Surat-395009
Mo. 91062-28601

Dr. Chirag Patel
M.B.B.S. G-49432

Laboratory Test Result are Subject to technical limitation and should be clinically correlate for final diagnosis



NAME: Ronak Jarwala SEX: M
BIRTHDATE: 15/06/1989 AGE: 33

DEPARTMENT OF OPHTHALMOLOGY

EYE TEST:



1. VISION:

RIGHT EYE - 6/6
LEFT EYE - 6/6

2. COLOR VISION:

RIGHT EYE - 
LEFT EYE - 

3. FUNDUS:

RIGHT EYE - 
LEFT EYE - 

REMARKS:

⑦



Revival Diagnostic
401, Aqua Corridor,
B/S. St. Bazar, Surat-395009
Mo. 91062-28001
Ophthalmologist/Optomestrist

Laboratory Test Result are Subject to technical limitation and should be clinically correlate for final diagnosis



Dental Assessment Form

NAME
AGE

Ronak Jainwala
33

DATE
SEX

08/10/2022
Male

* CHIEF COMPLAINT

A CLINICAL FEATURES :- normal

1 CAVIES :-
2 MISSING TOOTH :- } ⊕
3 MALOCCLUSION :- }
4 FILLING :- }

B DIAGNOSIS :- normal

C PERSONAL HISTORY :- Hygienic

D PROVISIONAL D/G :- ⊕

E MEDICAL HISTORY :- NO

F FINAL D/G :- normal

G TREATMENT PLAN :- NO

CLINT SIGN

⊕

Revival Diagnostic

401, Aqua Corridor,
B/S. Star Bazar, Surat-395009
Mo. 91062-28601

DOCTOR SIGN

Laboratory Test Result are Subject to technical limitation and should be clinically correlate for final diagnosis

📍 4th Floor, Aqua Corridor, Hazira Road, Adajan Paal, Surat-395009.

☎ 0261 2747788

✉ revivaldiagnostics.surat@gmail.com

🌐 www.revivaldiagnostics.com

This medical report is not intended for medico-legal purposes.



Name	RONAK M JARIWALA	Age/Gender	33Yrs/Male
Reg No.	2353/22	Receipt No	2057
Referred By	BOB - MEDI WHEEL(PKG1000240)	Mode of Payment	CREDIT
Collection Type	CENTER	Collection DateTime	08-Oct-2022 08:52 AM

BLOOD GROUP - 08102257 Released at 08-Oct-2022 10:15 AM

Parameter	Result	Biological Ref.Range	Method
-Blood Group	"A"		
-Rh Factor	POSITIVE		

CBC - 08102255 Released at 08-Oct-2022 09:19 AM

Parameter	Result	Biological Ref.Range	Method
-Haemoglobin	14.4 gm/dL	(13.5 - 18 gm/dL)	Auto
-RBC Count	5.40 mill/cumm	(4.6 - 6.2 mill/cumm)	Auto
-Total WBC Count	7000 /cumm	(4000 - 10000 /cumm)	Auto
-Platelet Count	2.36 lakh/cumm	(1.5 - 4.5 lakh/cumm)	Auto

Blood Indices

-HCT	44.7 %	(40 - 55 %)	Auto
-MCV	82.8 fl	(80 - 92 fl)	Auto
-MCH	26.7 pg	L (27 - 31 pg)	Auto
-MCHC	32.2 gm/dL	(32 - 36 gm/dL)	Auto
-RDW	13.4 %	(11 - 15 %)	Auto

Diff WBC Count

-Polymorphs	55 %	(40 - 80 %)	Microscopically
-Lymphocytes	40 %	(20 - 40 %)	Microscopically
-Eosinophils	03 %	(1 - 6 %)	Microscopically
-Monocytes	02 %	(2 - 7 %)	Microscopically
-Basophils	00 %	(0 - 1 %)	Microscopically
-PLATELET ON SMEAR	Adequate		Microscopically
-MALARIAL PARASITES	Malarial Parasites Not Detected		Microscopically

[Test performed on Fully Automated Hematology Analyzer ERBA H-360]

Revival Diagnostic

401, Aqua Corridor,
E/s. Star Bazar, Surat-395009.
Mo. 91062-28601

Dr. Mihir Icecreamwala
M.B.B.S., DPB.(PATH AND BACT)

Laboratory Test Result are Subject to technical limitation and should be clinically correlate for final diagnosis

REVIVAL DIAGNOSTICS



Name	RONAK M JARIWALA	Age/Gender	33Yrs/Male
Reg No.	2353/22	Receipt No	2057
Referred By	BOB - MEDI WHEEL(PKG10000240)	Mode of Payment	CREDIT
Collection Type	CENTER	Collection DateTime	08-Oct-2022 08:52 AM

ESR - 08102255 Released at 08-Oct-2022 09:42 AM

Parameter	Result	Biological Ref.Range	Method
-E.S.R	04 mm/hr	(1 - 10 mm/hr)	



Revival Diagnostics
401, Aqua Corridor,
B/s. Star Bazar, Surat-395009.
Mo. 91062-28601

Dr. Mihir Icecreamwala
M.B.B.S., DPB.(PATH AND BACT)

Laboratory Test Result are Subject to technical limitation and should be clinically correlate for final diagnosis



Name	RONAK M JARIWALA	Age/Gender	33Yrs/Male
Reg No.	2353/22	Receipt No	2057
Referred By	BOB - MEDI WHEEL(PKG10000240)	Mode of Payment	CREDIT
Collection Type	CENTER	Collection DateTime	08-Oct-2022 08:52 AM

FBS & PPBS - 08102256 Released at 08-Oct-2022 01:02 PM

Parameter	Result	Biological Ref.Range	Method
-Fasting Blood Sugar (FBS)	97 mg/dL	70-100 mg/dl Impaired Tolerance:100-125 Diabetes Mellitus:>=126 (On more than one occasion) (American diabetes association guidelines 2022)	
-Fasting Urine Sugar	Absent		
-Fasting Urine Acetone	Absent		
-PPBS	112 mg/dL	(90 - 140 mg/dL)	
-PP2BS URINE SUGAR	Absent		
-PP2BS URINE ACETONE	Absent		

HBA1C - 08102255 Released at 08-Oct-2022 12:11 PM

Parameter	Result	Biological Ref.Range	Method
-HBA1C	5.2 %	HbA1C Degree of Glucose Control <5.6 % Non Diabetics 5.7 - 6.4 % Prediabetics > =6.5 % Diabetics (REF:Wallace, 11th Edition) REMARKS: 6 - 7 % Excellent Control 7 - 8 % Good Control 8 - 10 % Unsatisfactory Control >10 % Poor Control	Boronate Affinity
-Method[]	High Performance Liquid Chromatography (HPLC)		

Revival Diagnostic
401, Aqua Corridor,
B/s. Star Bazar, Surat-395009.
Mo. 91062-28601

Dr. Mihir Icecreamwala
M.B.B.S., DPB.(PATH AND BACT)

Laboratory Test Result are Subject to technical limitation and should be clinically correlate for final diagnosis



Name	RONAK M JARIWALA	Age/Gender	33Yrs/Male
Reg No.	2353/22	Receipt No	2057
Referred By	BOB - MEDI WHEEL(PKG1000240)	Mode of Payment	CREDIT
Collection Type	CENTER	Collection DateTime	08-Oct-2022 08:52 AM

LIVER FUNCTION TEST (LFT) - 08102257 Released at 08-Oct-2022 12:11 PM

Parameter	Result	Biological Ref.Range	Method
-Serum Total Bilirubin	1.0 mg/dL	(0 - 1.3 mg/dL)	Diazo
-Serum Direct Bilirubin	0.3 mg/dL	(0 - 0.4 mg/dL)	Diazo
-Serum InDirect Bilirubin	0.7 mg/dL	(0.1 - 1.3 mg/dL)	Calculated
-Total Protein (TP)	6.5 gm/dL	(6.4 - 8.3 gm/dL)	Biuret
-Albumin (ALB)	3.7 gm/dL	(3.5 - 5.2 gm/dL)	BCG
-Globulin	2.8 gm/dL	(2.3 - 3.6 gm/dL)	Calculated
-A/G Ratio	1.32 gm/dL	(1 - 2.3 gm/dL)	Calculated
-SGPT(ALT)	26 U/L	(5 - 45 U/L)	IFCC, Kinetic without Pyridoxal Phosphate
-SGOT (AST)	17 U/L	(0 - 35 U/L)	IFCC, Without Pyridoxal Phosphate
-Alkaline Phosph.	47 U/L	(42 - 128 U/L)	ALP-AMP
-GGT	19 U/L	(5 - 50 U/L)	Glupa-C

[Test performed on Fully Automated Biochemistry Analyzer ERBA EM200]

Revival Diagnostic
401, Aqua Corridor,
E/s. Star Bazar, Surat-395009.
Mo. 91062-28601

Dr. Mihir Icecreamwala
M.B.B.S., DPB.(PATH AND BACT)

Laboratory Test Result are Subject to technical limitation and should be clinically correlate for final diagnosis

REVIVAL DIAGNOSTICS



Name	RONAK M JARIWALA	Age/Gender	33Yrs/Male
Reg No.	2353/22	Receipt No	2057
Referred By	BOB - MEDI WHEEL(PKG10000240)	Mode of Payment	CREDIT
Collection Type	CENTER	Collection DateTime	08-Oct-2022 08:52 AM

Creatinine - 08102257 Released at 08-Oct-2022 12:11 PM

Parameter	Result	Biological Ref.Range	Method
-Creatinine	1.1 mg/dL	(0.6 - 1.4 mg/dL)	ENZYMATIC

BUN - 08102257 Released at 08-Oct-2022 12:11 PM

Parameter	Result	Biological Ref.Range	Method
-Blood Urea Nitrogen (BUN)	11 mg/dL	(6 - 20 mg/dL)	Calculated

Uric Acid - 08102254 Released at 08-Oct-2022 12:11 PM

Parameter	Result	Biological Ref.Range	Method
-Uric Acid	6.6 mg/dL	(3.5 - 7.2 mg/dL)	Uricase-POD

REVIVAL
DIAGNOSTICS

Revival Diagnostic

401, Aqua Corridor,
B/S. Star Bazar, Surat-395009.
Mo. 91062-28601

Dr. Mihir Icecreamwala
M.B.B.S., DPB.(PATH AND BACT)

Laboratory Test Result are Subject to technical limitation and should be clinically correlate for final diagnosis

📍 4th Floor, Aqua Corridor, Hazira Road, Adajan Paal, Surat-395009.
☎ 0261 2747788 ✉ revivaldiagnostics.surat@gmail.com 🌐 www.revivaldiagnostics.com

This medical report is not intended for medico-legal purposes.



Name	RONAK M JARIWALA	Age/Gender	33Yrs/Male
Reg No.	2353/22	Receipt No	2057
Referred By	BOB - MEDI WHEEL(PKG10000240)	Mode of Payment	CREDIT
Collection Type	CENTER	Collection DateTime	08-Oct-2022 08:52 AM

Lipid Profile - 08102257 Released at 08-Oct-2022 12:11 PM

Parameter	Result	Biological Ref.Range	Method
-Serum Cholesterol	236 mg/dL	Desirable < 200 mg/dl Borderline High : 200-239 mg/dl High : > 240 mg/dl	CHOD-PAP
-Serum Triglyceride	319 mg/dL	H Normal < 150 mg/dl Borderline High : 150 - 159 mg/dl High : 200 - 499 mg/dl Very High : 500 mg/dl	GPO-POD Method
-Serum HDLD(Direct)	44 mg/dL	Normal :> 55 mg/dl Borderline : 35-55 mg/dl Undesirable: < 35 mg/dl	PVS-PEGME Precipitation with CHOD-POD
-Serum VLDL	64 mg/dL	H (5 - 30 mg/dL)	Calculated
-Serum LDLD(Direct)	128 mg/dL	Optimal:< 100 mg/dl Above Optimal : 100- 129 mg/dl Borderline High : 130-159 mg/dl High : > 160-189mg/dl Very High : >190 mg/dl	Calculated
-Chol/HDL	5.36	Low risk: <3.8 Medium Risk: 3.8 to 5.9 High Risk: > 6	Calculated
-LDL/Chol	1.84	Low risk: <3.55 Medium Risk: 3.55 to 4.0 High Risk: > 6	Calculated

[Test performed on Fully Automated Biochemistry Analyzer ERBA EM200]

Revival Diagnos

401, Aqua Corridor,
Opp. Star Bazar, Surat-395009.
Mo. 91062-28601

Dr. Mihir Icecreamwala
M.B.B.S., DPB.(PATH AND BACT)

Laboratory Test Result are Subject to technical limitation and should be clinically correlate for final diagnosis

4th Floor, Aqua Corridor, Hazira Road, Adajan Paal, Surat-395009.

0261 2747788

revivaldiagnostics.surat@gmail.com

www.revivaldiagnostics.com

This medical report is not intended for medico-legal purposes.



Name	RONAK M JARIWALA	Age/Gender	33Yrs/Male
Reg No.	2353/22	Receipt No	2057
Referred By	BOB - MEDI WHEEL(PKG10000240)	Mode of Payment	CREDIT
Collection Type	CENTER	Collection DateTime	08-Oct-2022 08:52 AM

Urine Routine & Micro Examination - 08102259 Released at 08-Oct-2022 12:17 PM

Parameter	Result	Biological Ref.Range	Method
Physical Examination			
-Quantity	30		Manual
-Colour	Pale Yellow	Pale Yellow	Manual
-Appearance	Clear	Clear	Manual
-Reaction (pH)	Acidic		Dipstick
-Specific Gravity	1.010		Dipstick
Chemical Examination			
-Proteins.	Absent		Dipstick
-Sugar	Absent		Dipstick
-Acetone.	Absent		Dipstick
-Bile Salts	Absent	Absent	Dipstick
-Bile Pigments	Absent	Absent	Dipstick
-Occult Blood Test (OBT).	Negative		Dipstick
Microscopic Examination			
-Pus Cells	Occasional		Microscopically
-Red Blood Cells	Absent		Microscopically
-Epithelial Cells	2-3		Microscopically
-Bacteria.	Absent		Microscopically
-Crystals	Absent	Absent	Microscopically
-Others	NIL	Absent	Microscopic Examination

Revival Diagnostic
401, Aqua Corridor,
Star Bazar, Surat-395009.
Mo. 91062-28601

Dr. Mihir Icecreamwala
M.B.B.S., DPB.(PATH AND BACT)

Laboratory Test Result are Subject to technical limitation and should be clinically correlate for final diagnosis



Name	RONAK M JARIWALA	Age/Gender	33Yrs/Male
Reg No.	2353/22	Receipt No	2057
Referred By	BOB - MEDI WHEEL(PKG10000240)	Mode of Payment	CREDIT
Collection Type	CENTER	Collection DateTime	08-Oct-2022 08:52 AM

Total T3 T4 TSH - 08102257 Released at 08-Oct-2022 01:01 PM

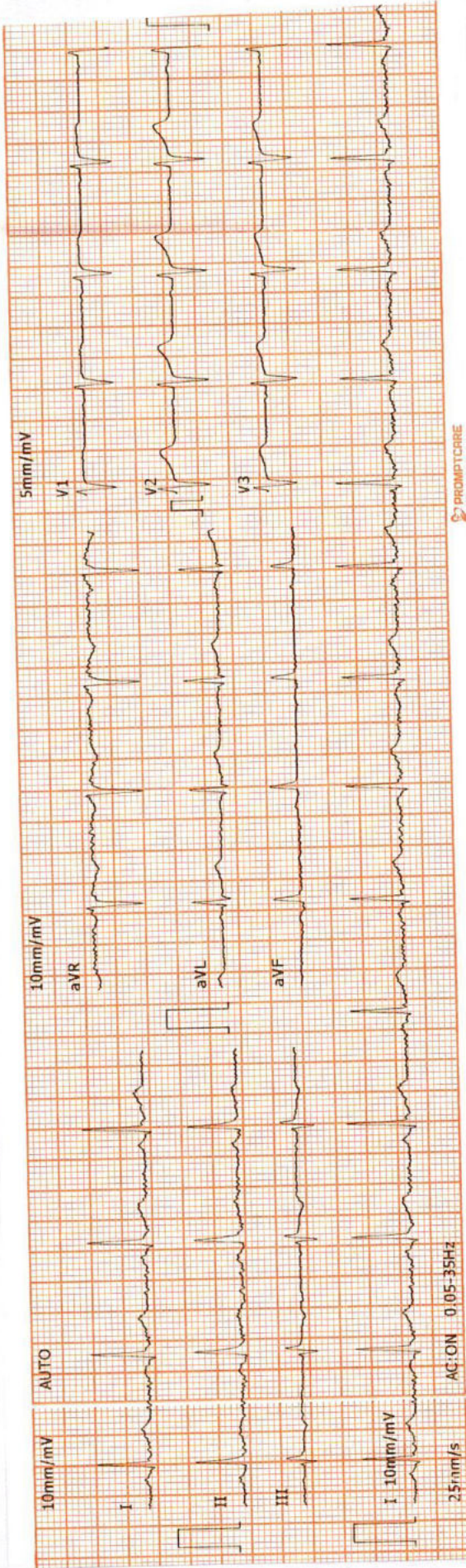
Parameter	Result	Biological Ref.Range	Method
-Total T3	1.21 ng/ml	(0.87 - 1.78 ng/ml)	Fluorescence Enzyme Immunoassay
-Total T4	8.89 ug/dl	(4.6 - 11 ug/dl)	Fluorescence Enzyme Immunoassay
-TSH	2.68 uIU/ml	0.50 - 5.50 uIU/ml 5.5 to 15 uIU/ml - Suggested Clinical co-relation or Repeat test with new sample as physiological factors can give falsely high TSH Above 15uIU/ml Hypothyroid PREGNANT WOMEN normal ranges for TSH: 1st Trimester : 0.0878 - 2.8293 uIU/ml 2nd Trimester : 0.1998 - 2.7915 uIU/ml 3rd Trimester : 0.307 - 2.9028 uIU/ml Ref: TIETZ Fundamentals of Clinical Chemistry	Fluorescence Enzyme Immunoassay


[Test performed on Fully Automated Immunology Analyzer Maglumi-600]

Revival Diagnostic
401, Aqua Corridor,
6/s. Star Bazar, Surat-395009.
Mo. 91062-23601

Dr. Mihir Icecreamwala
M.B.B.S., DPB.(PATH AND BACT)

Laboratory Test Result are Subject to technical limitation and should be clinically correlate for final diagnosis



2022-10-8 9:00:31	ID: 00003248
ID Card:	Gender: Male
Name: RONAK	Height(cm): 173
Age: 33	BP(mmHg): /
Weight(Kg): 85	HR:bpm 82
	P-R:ms 130
	Q-R-S:ms 96
	QT/QTc:ms 353/410
	P/QRS/T AXES:deg 40/31/40
	RV5/SV1:mV 0.87/0.96
	RV5+SV1:mV 1.83
*The result must be confirmed by doctor	
Report Confirmed by: 	

DR. ADITYA PATEL
 M.B.B.S., D. CARD (MAM)
 CLINICAL CARDIOLOGIST
 REG.NO.G-42901

Revival Diagnostic
 401, Aqua Corridor,
 B/s. Stay Bazar, Surat-395009
 MO. 91062-28601



REVIVAL DIAGNOSTICS

Name	RONAK M JARIWALA	Age/Gender	33Yrs/Male
Reg No.	2353/22	Receipt No	2057
Referred By	BOB - MEDI WHEEL(PKG10000240)	Mode of Payment	CREDIT
Collection Type	CENTER	Collection DateTime	08-Oct-2022 08:52 AM

ECG

- REPORT :

1. The rhythm is sinus.
2. Heart rate is 82 beats per minute.
3. Normal P,QRS,T wave axis.
4. Normal PR,QRS,Q.T. Duration.
5. No pathological q wave or ST-T changes seen.
6. No evidence of chamber hypertrophy or enlargement seen.

IMPRESSION : ECG WITHIN NORMAL LIMITS

Signature

Revival Diagnostic
401, Aqua Corridor,
B/s. Star Bazar, Surat-395009
Mo. 91062-28601

DR. ADITI PATEL
M.B.B.S., D. CAPD (MUM)
CLINICAL CARDIOLOGIST
REG.NO.G-42901



0261 2747788, 9825947712



4TH Floor, Aqua Corridor, Hazira Road, Adajan Pal, Surat-395009.



revivaldiagnostics.surat@gmail.com



www.revivaldiagnostics.com



Objective : FOR TESTING PURPOSE ONLY.

Protocol : BRUCE

Stage	StageTime (Min:Sec)	PhaseTime (Min:Sec)	Speed (kmph)	Grade (%)	METS	H.R. (bpm)	B.P. (mmHg)	R.P.P. x100	PVC	Comments
Supine					1.0	93	114/70	106	-	
Standing					1.0	81	114/70	92	-	
HV					1.0	96	114/70	109	-	
ExStart					1.0	101	114/70	115	-	
Stage 1	3:00	3:01	2.7	10.0	4.6	130	114/70	148	-	
Stage 2	3:00	6:01	4.0	12.0	7.0	157	120/80	188	-	
PeakEx	1:00	7:01	5.5	14.0	8.1	170	140/80	238	-	
Recovery	1:00		0.0	0.0	1.1	158	160/90	252	-	
Recovery	2:00		0.0	0.0	1.0	137	160/90	219	-	
Recovery	3:00		0.0	0.0	1.0	128	160/90	204	-	
Recovery	4:00		0.0	0.0	1.0	118	160/90	188	-	
Recovery	4:11		0.0	0.0	1.0	122	140/90	170	-	

Medication : Nil

History : Nil

Test End Reason : Test Complete

Findings :

The patient exercised according to BRUCE for 7:1, achieving a work level of Max METS:8.1. Resting heart rate initially 93 bpm, rose to a max. heart rate of 170 bpm which represents 91% of maximum age predicted heart rate. Resting blood pressure 114/70 mmhg, rose to a maximum blood pressure of 140/80 mmhg. The exercise stress test was stopped due to Test Complete

Parameters :

Exercise Time : 7:01 minutes

Max HR attained : 170 bpm 91% of Max Predictable HR 187

Max BP : 140/80(mmHg)

WorkLoad attained : 8.1 (Fair Effort Tolerance)

NOsignificant ST segment changes noted during exercise or recovery.

NOAngina/Arrhythmia/S3/murmur

Final Impression : Test is negative for inducible ischaemia.

Advice/Comments:

Revival Diagnostic

401, Aqua Corridor,
B/s. Star Bazar, Surat-395009
Mo. 91052-28601

DR. ADITI PATEL
M.B.S. D. CARD (MUM)
CLINICAL CARDIOLOGIST
REG.NO-G-42901

REVIVAL DIAGNOSTICS

4301/RONAK M JARIWALA
33 Yrs/Male
85 Kg/173 Cms

Date: 08-Oct-2022 09:52:20 AM

HR: 92 bpm

METS: 1.0

BP: 114/70

MPHR: 49% of 187

Speed: 0.0 kmph

Grade: 0.0%

12 Lead + Comparison

Raw ECG

BRUCE

(1.0-100)Hz

Ex Time 00:41

BLC :On

Notch :On

SUPINE

10.0 mm/mV

25 mm/Sec.



REVIVAL DIAGNOSTICS

4TH FLOOR, AQUA CORRIDOE, NEAR STAR BAZAR, ADAJAN- 395009, SURAT

4301/RONAK M. JARIWALA

33 Yrs/Male

85 Kg/173 Cms

Date: 08-Oct-2022 09:52:20 AM

HR: 81 bpm

METS: 1.0

BP: 114/70

MPHR: 43% of 187

Speed: 0.0 kmph

Grade: 0.0%

Raw ECG

BRUCE

(1.0-100)Hz

12 Lead + Comparison

Ex Time 00:54

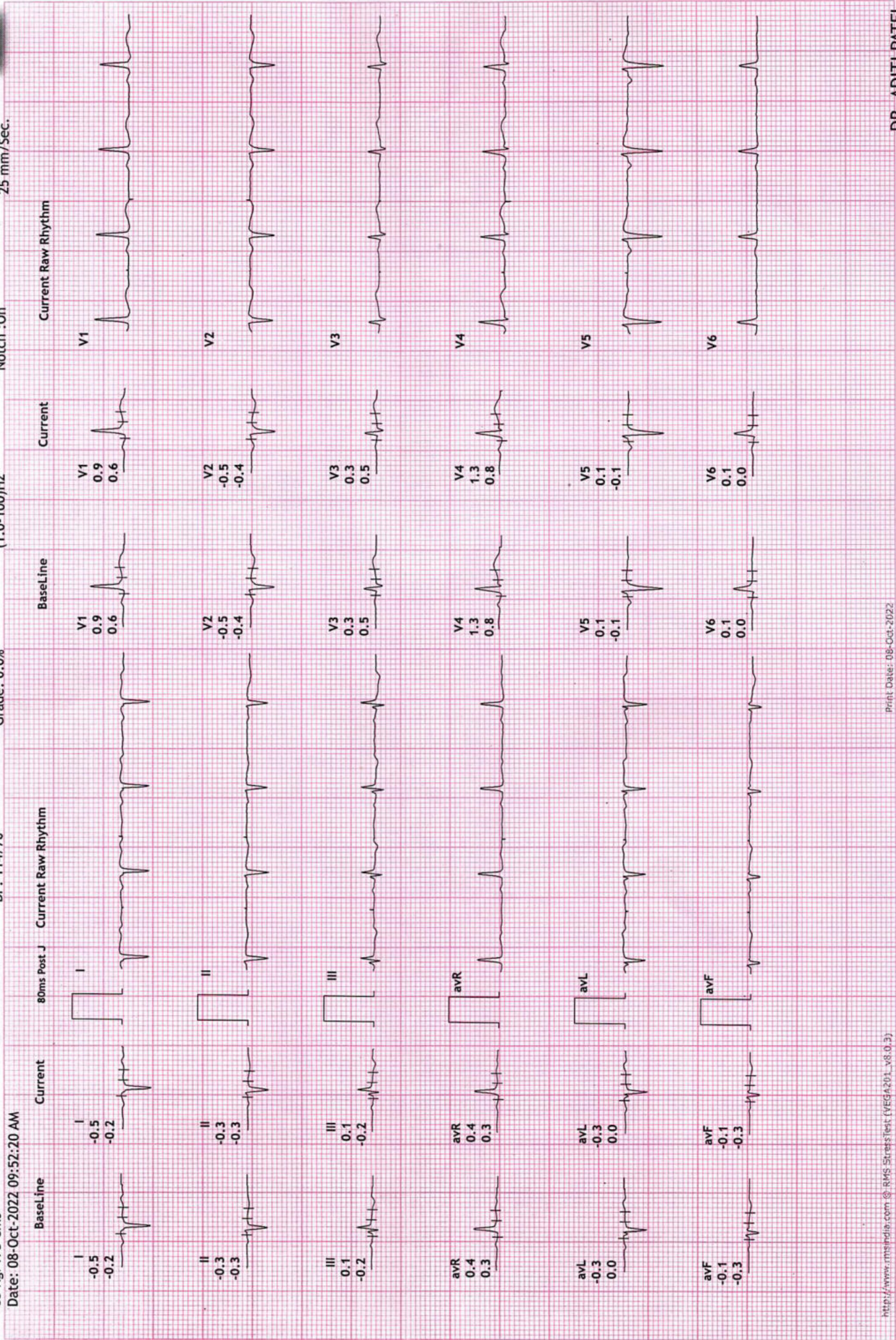
BLC :On

Notch :On

STANDING

10.0 mm/mV

25 mm/Sec.



REVIVAL DIAGNOSTICS

4TH FLOOR, AQUA CORRIDOE, NEAR STAR BAZAR, ADAJAN- 395009, SURAT

4301/RONAK M. JARIWALA

33 Yrs/Male

85 Kg/173 Cms

Date: 08-Oct-2022 09:52:20 AM

HR: 96 bpm

METS: 1.0

BP: 114/70

MPHR: 51% of 187

Speed: 0.0 kmph

Grade: 0.0%

12 Lead + Comparison

Raw ECG

BRUCE

(1.0-100)Hz

Ex Time 01:04

BLC :On

Notch :On

HV

10.0 mm/mV

25 mm/Sec.



REVIVAL DIAGNOSTICS

4TH FLOOR, AQUA CORRIDOE, NEAR STAR BAZAR, ADAJAN- 395009, SURAT

4301/RONAK M JARIWALA

33 Yrs/Male

85 Kg/173 Cms

Date: 08-Oct-2022 09:52:20 AM

12 Lead + Comparison

MPHR: 52% of 187

Speed: 0.0 kmph

Grade: 0.0%

HR: 99 bpm

METS: 1.0

BP: 114/70

Raw ECG

BRUCE

(1.0-100)Hz

Ex Time 00:00

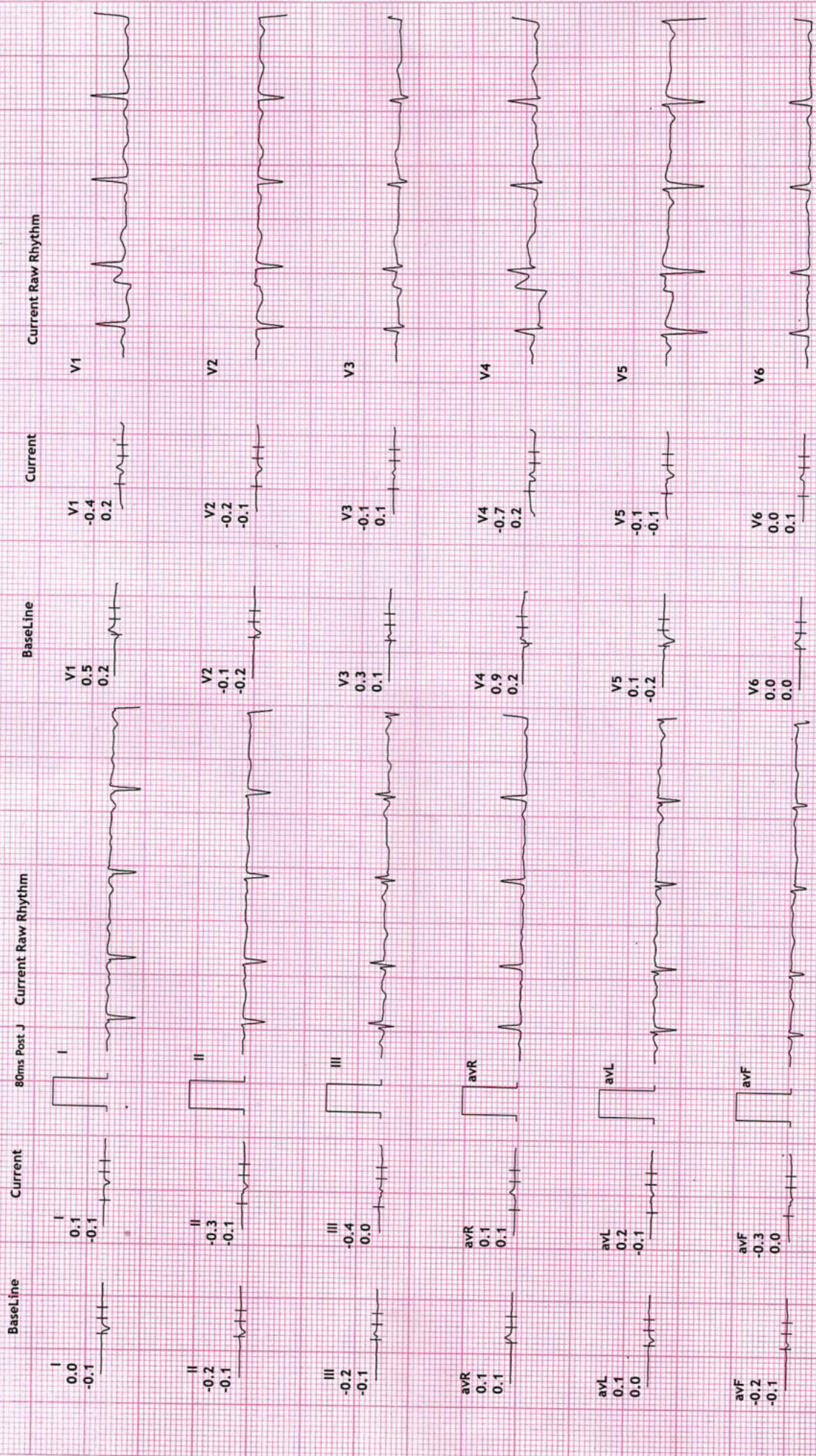
BLC :On

Notch :On

ExStrt

10.0 mm/mV

25 mm/Sec.



REVIVAL DIAGNOSTICS

4TH FLOOR, AQUA CORRIDOE, NEAR STAR BAZAR, ADAJAN- 395009, SURAT

4301/RONAK M JARIWALA

33 Yrs/Male

85 Kg/173 Cms

Date: 08-Oct-2022 09:52:20 AM

HR: 130 bpm

METS: 4.6

BP: 114/70

MPHR: 69% of 187

Speed: 2.7 kmph

Grade: 10.0%

Raw ECG

BRUCE

(1.0-100)Hz

Ex Time 03:00

BLC :On

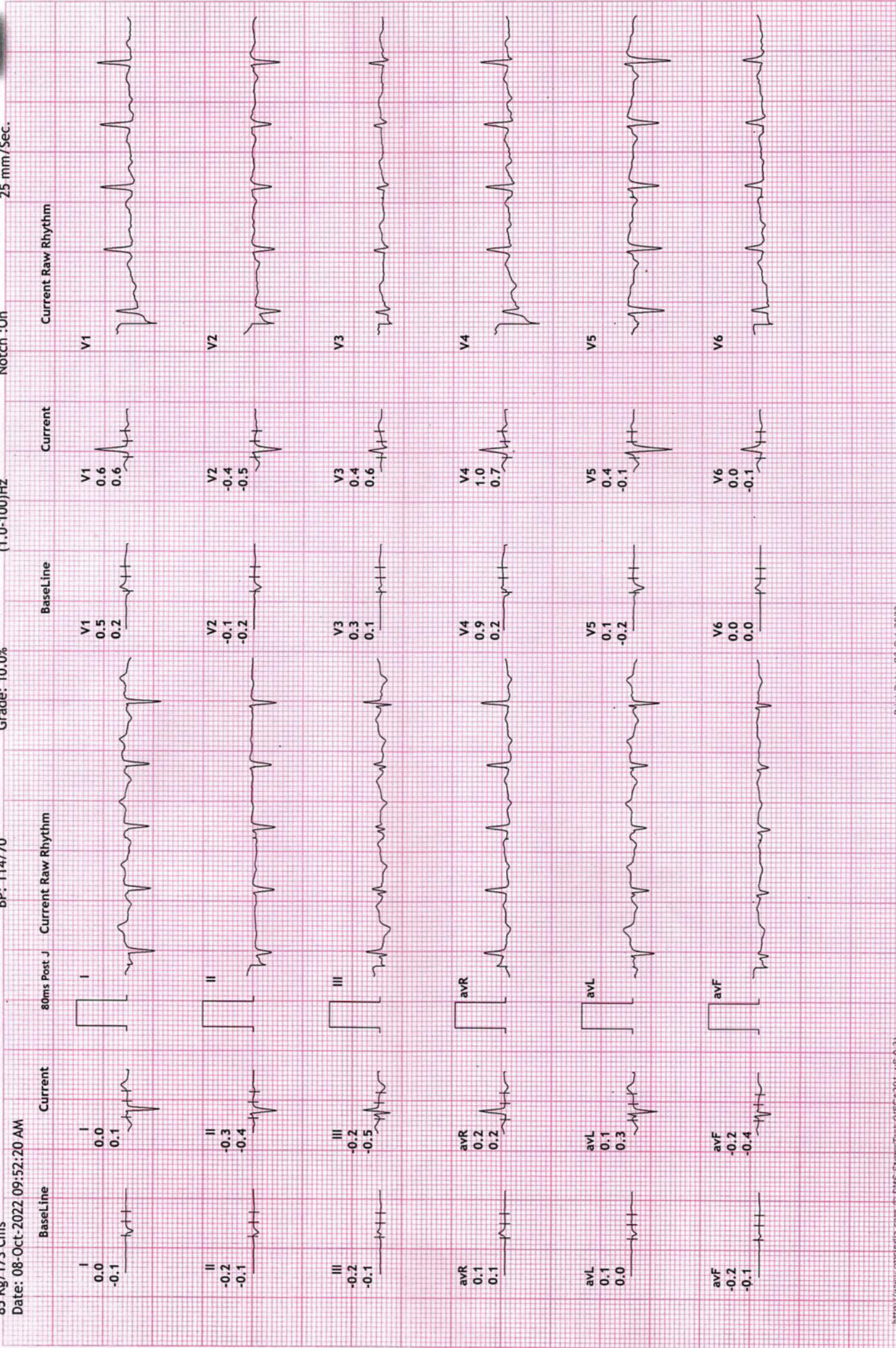
Notch :On

Stage 1 (03:00)

10.0 mm/mV

25 mm/Sec.

12 Lead + Comparison



12 Lead + Comparison

REVIVAL DIAGNOSTICS
 4TH FLOOR, AQUA CORRIDOE, NEAR STAR BAZAR, ADAJAN- 395009, SURAT
 4301/RONAK M JARIWALA
 33 Yrs/Male
 85 Kg/173 Cms

Date: 08-Oct-2022 09:52:20 AM

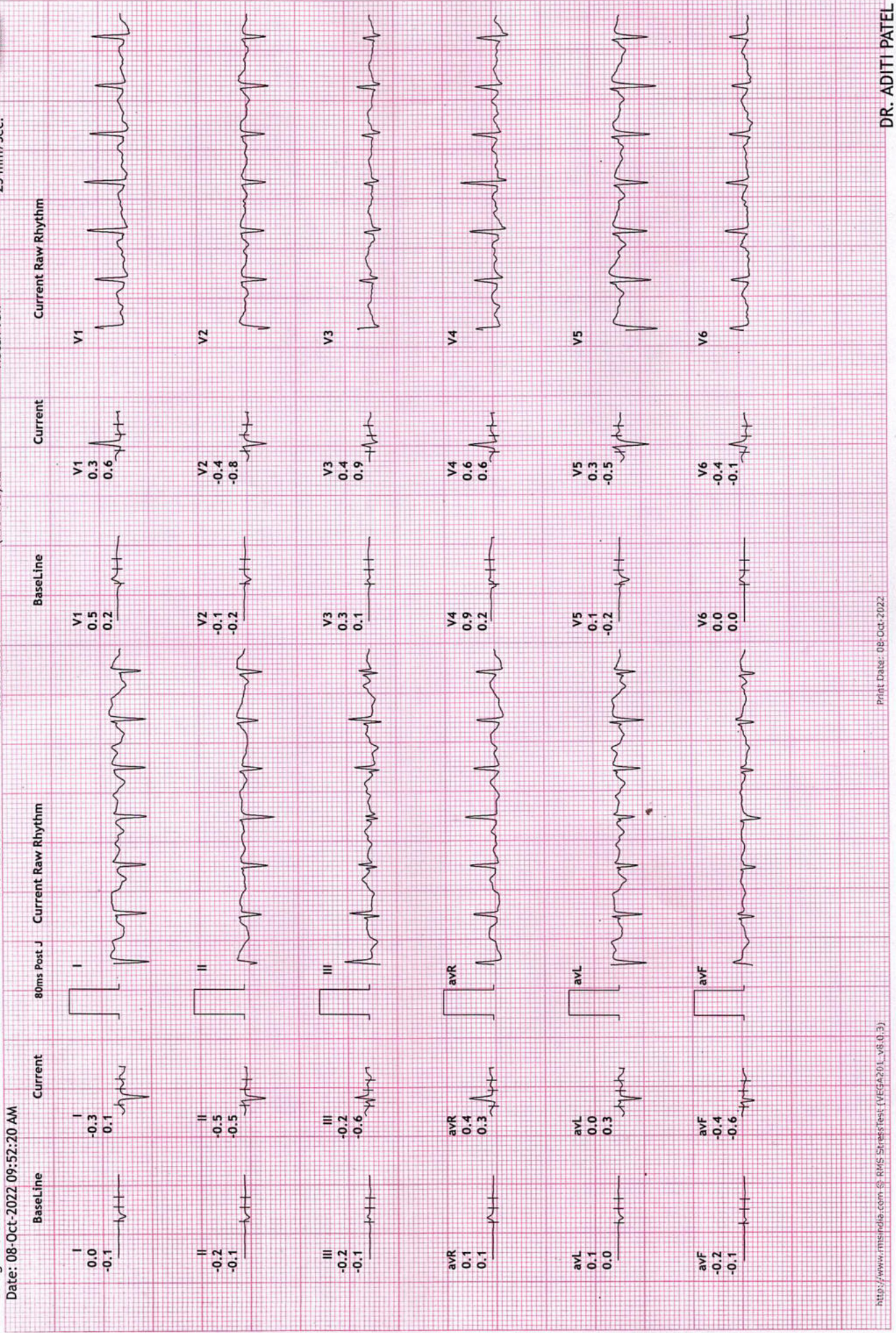
MPHR: 83% of 187
 Speed: 4.0 kmph
 Grade: 12.0%

HR: 157 bpm
 METS: 7.0
 BP: 120/80

Raw ECG
 BRUCE
 (1.0-100)Hz

Ex Time 06:00
 BLC :On
 Notch :On

Stage 2 (03:00)
 10.0 mm/mV
 25 mm/Sec.



REVIVAL DIAGNOSTICS

4301/FLOOR, AQUA CORRIDOE, NEAR STAR BAZAR, ADAJAN- 395009, SURAT

4301/RONAK M JARIWALA

33 Yrs/Male

85 Kg/173 Cms

Date: 08-Oct-2022 09:52:20 AM

HR: 170 bpm

METS: 8.1

BP: 140/80

MPHR: 90% of 187

Speed: 5.5 kmph

Grade: 14.0%

12 Lead + Comparison

Raw ECG

BRUCE

(1.0-100)HZ

Ex Time 07:00

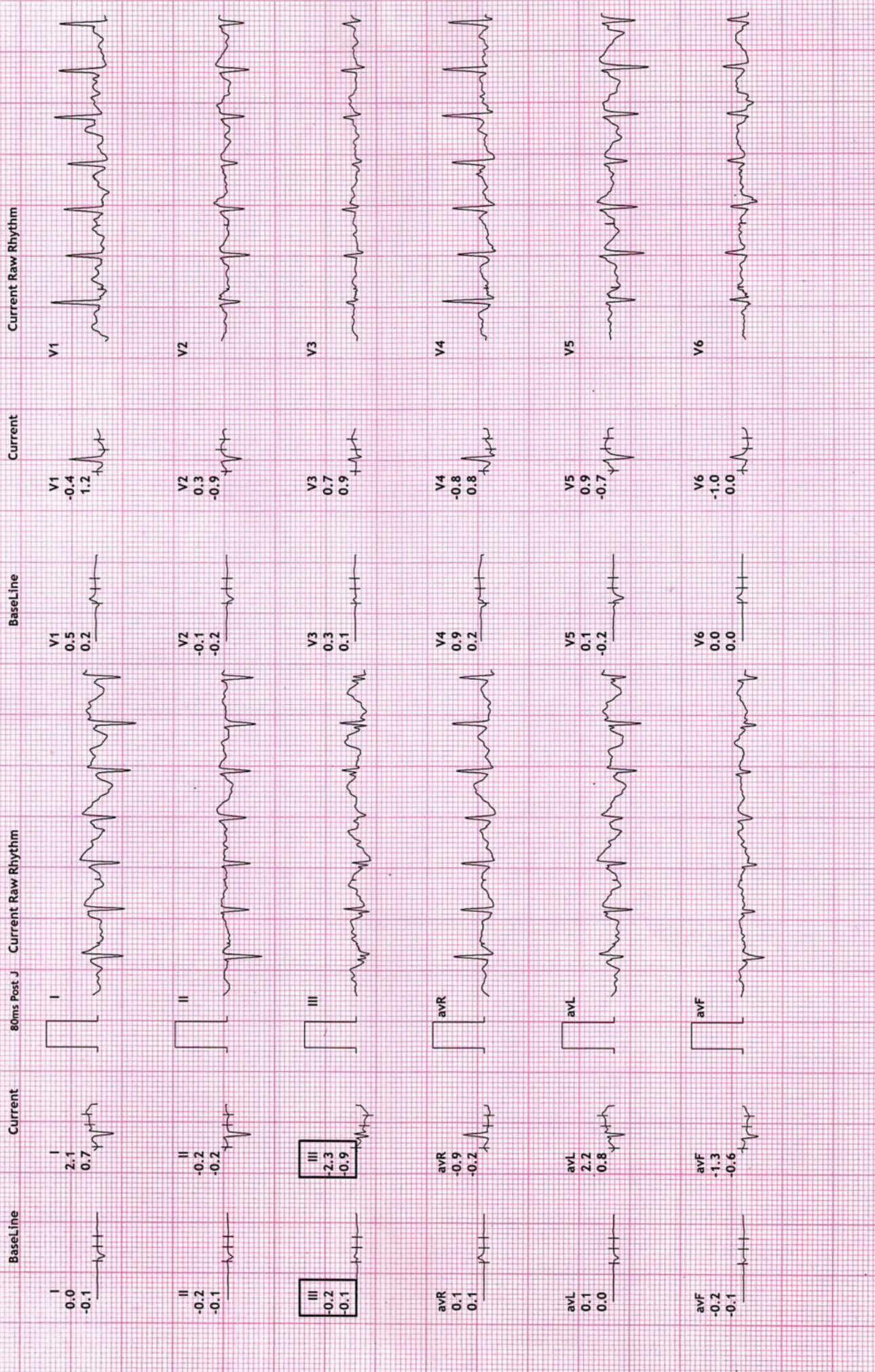
BLC :On

Notch :On

PeakEx

10.0 mm/mV

25 mm/Sec.



12 Lead + Comparison

REVIVAL DIAGNOSTICS

4TH FLOOR, AQUA CORRIDOE, NEAR STAR BAZAR, ADAJAN- 395009, SURAT

4301/RONAK M JARIWALA
33 Yrs/Male
85 Kg/173 Cms

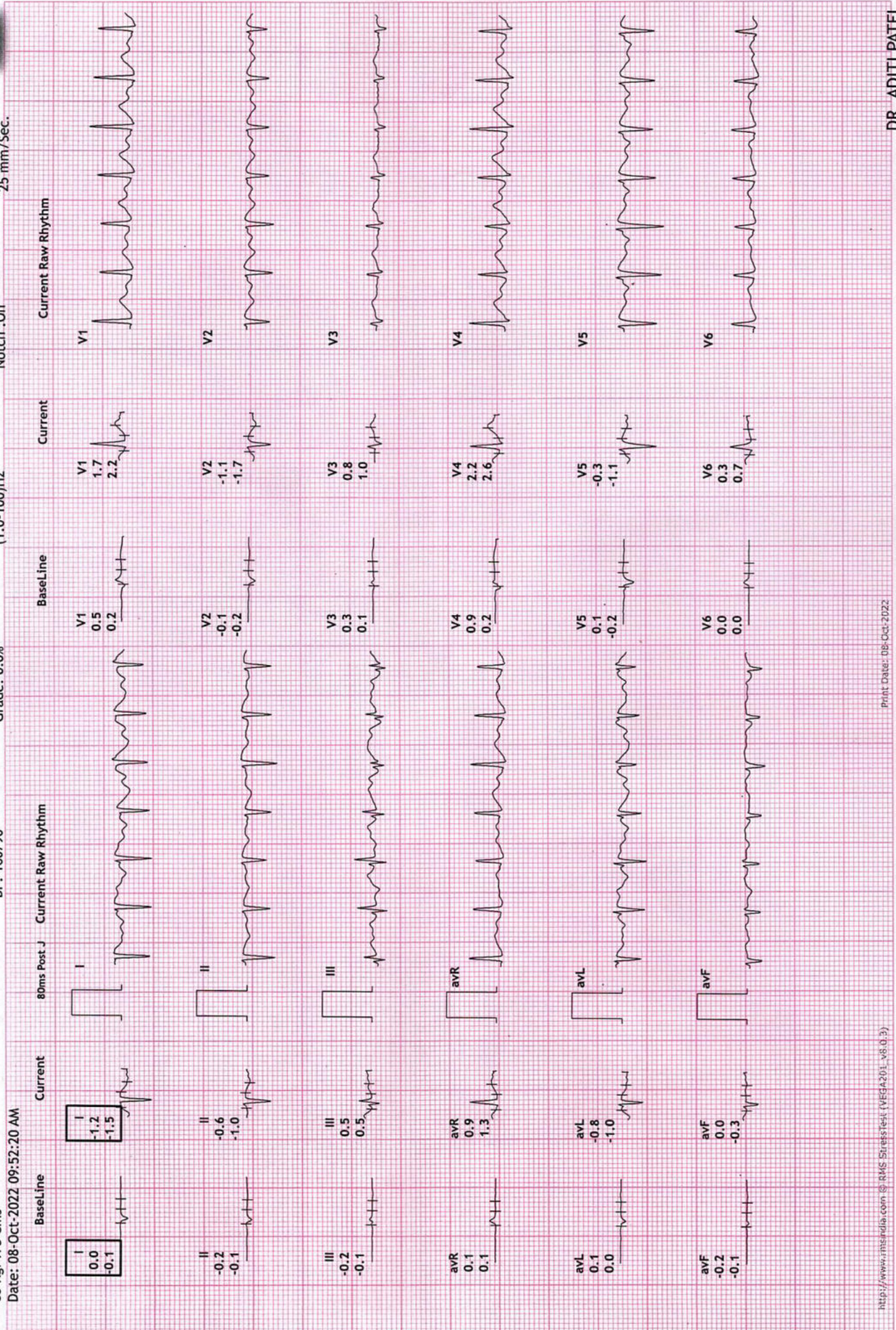
HR: 158 bpm
METS: 1.0
BP: 160/90

MPHR: 84% of 187
Speed: 0.0 kmph
Grade: 0.0%

Raw ECG
BRUCE
(1.0-100)Hz

Ex Time 07:00
BLC :On
Notch :On

Recovery : (01
10.0 mm/mV
25 mm/Sec.



12 Lead + Comparison

REVIVAL DIAGNOSTICS

4TH FLOOR, AQUA CORRIDOE, NEAR STAR BAZAR, ADAJAN- 395009, SURAT

4301/RONAK M JARIWALA
33 Yrs/Male
85 Kg/173 Cms

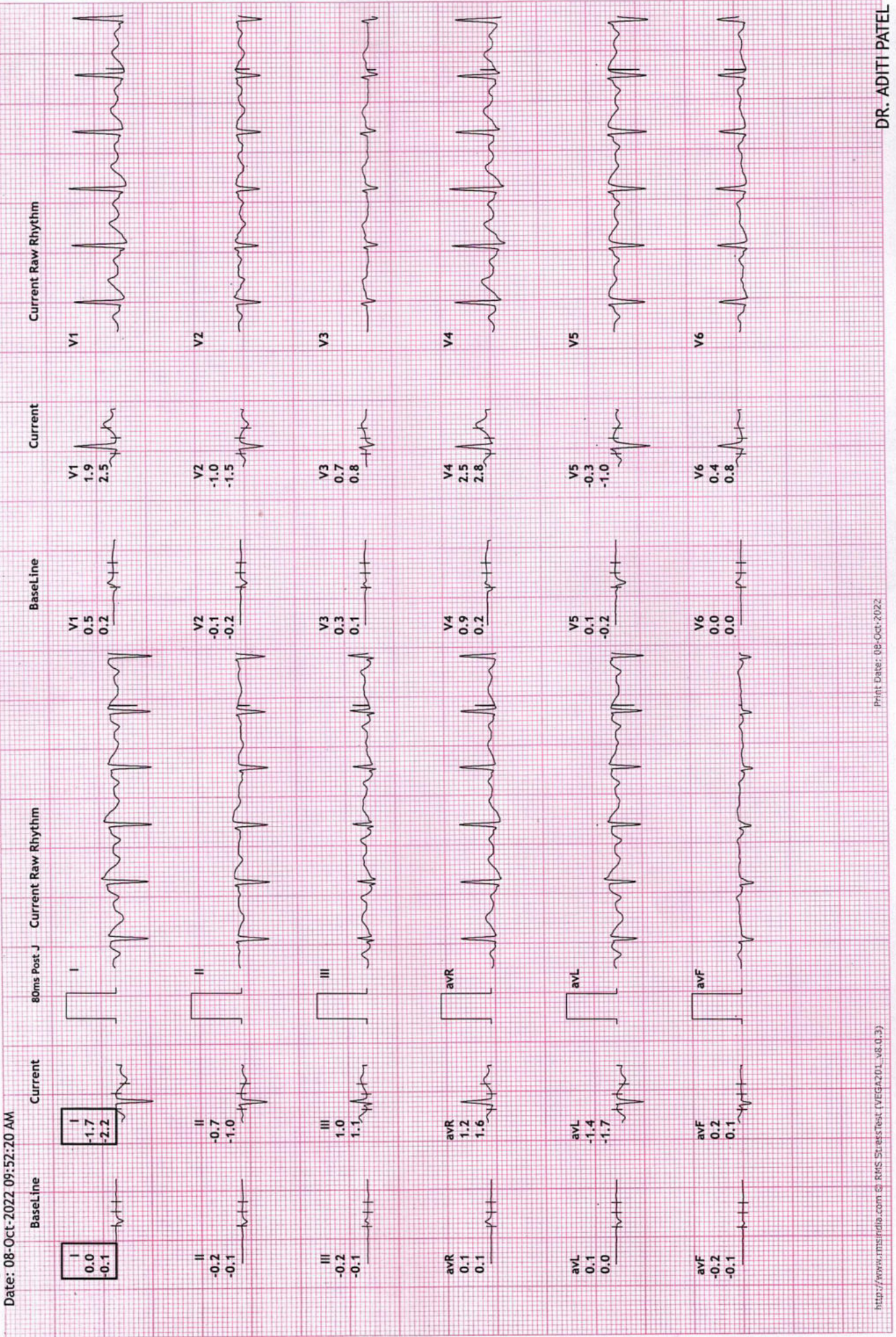
HR: 137 bpm
METS: 1.0
BP: 160/90

MPHR: 73% of 187
Speed: 0.0 kmph
Grade: 0.0%

Raw ECG
BRUCE
(1.0-100)Hz

Ex Time 07:00
BLC :On
Notch :On

Recovery : (02:00)
10.0 mm/mV
25 mm/Sec.



REVIVAL DIAGNOSTICS

4TH FLOOR, AQUA CORRIDOE, NEAR STAR BAZAR, ADAJAN- 395009, SURAT

4301/RONAK M JARIWALA
33 Yrs/Male
85 Kg/173 Cms

Date: 08-Oct-2022 09:52:20 AM

HR: 128 bpm
METS: 1.0
BP: 160/90

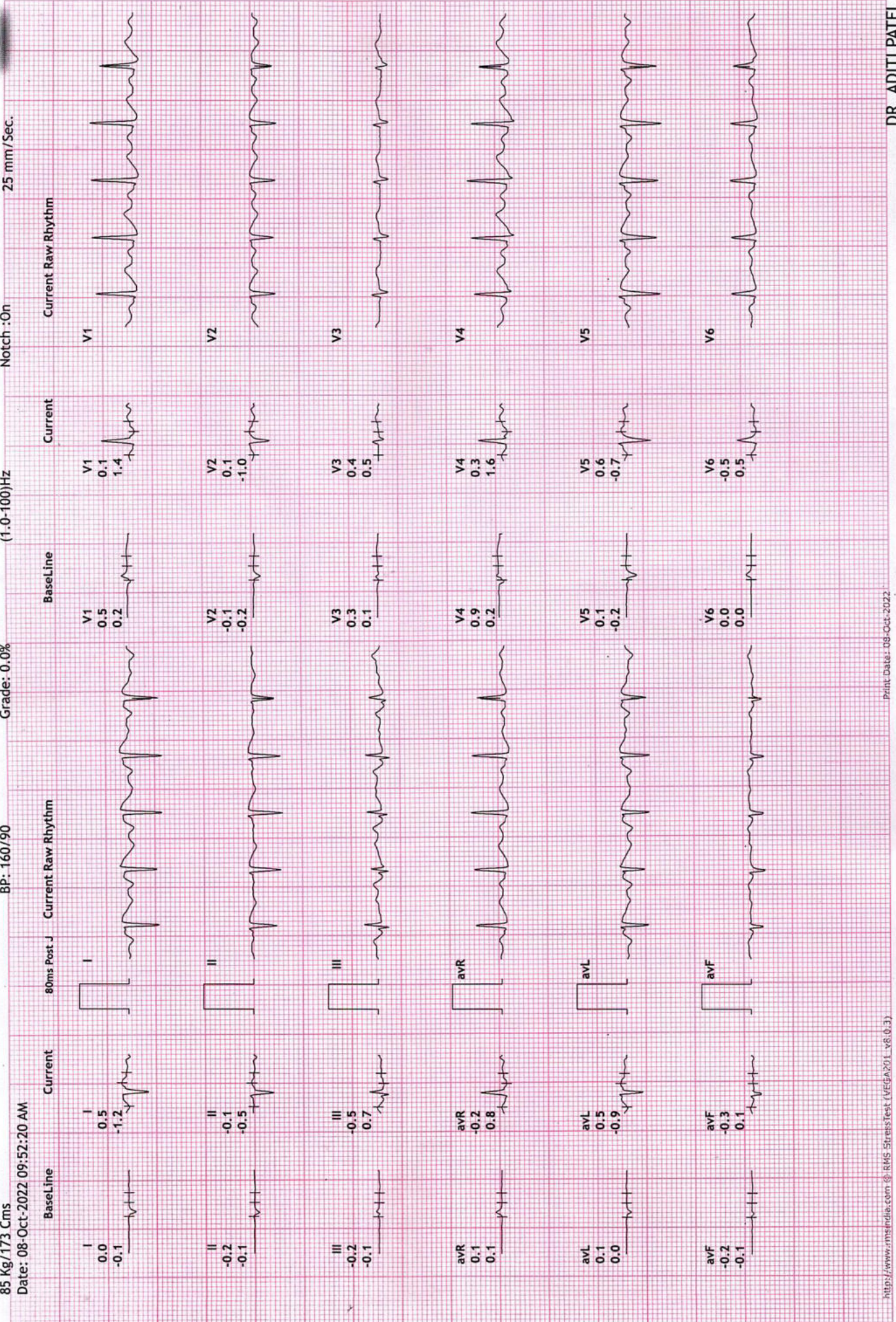
MPHR: 68% of 187
Speed: 0.0 kmph
Grade: 0.0%

Raw ECG
BRUCE
(1.0-100)Hz

Ex Time 07:00
BLC :On
Notch :On

Recovery : (03:00)
10.0 mm/mv
25 mm/Sec.

12 Lead + Comparison



12 Lead + Comparison

REVIVAL DIAGNOSTICS

4TH FLOOR, AQUA CORRIDOE, NEAR STAR BAZAR, ADAJAN- 395009, SURAT

4301/RONAK M JARIWALA

33 Yrs/Male

85 Kg/173 Cms

Date: 08-Oct-2022 09:52:20 AM

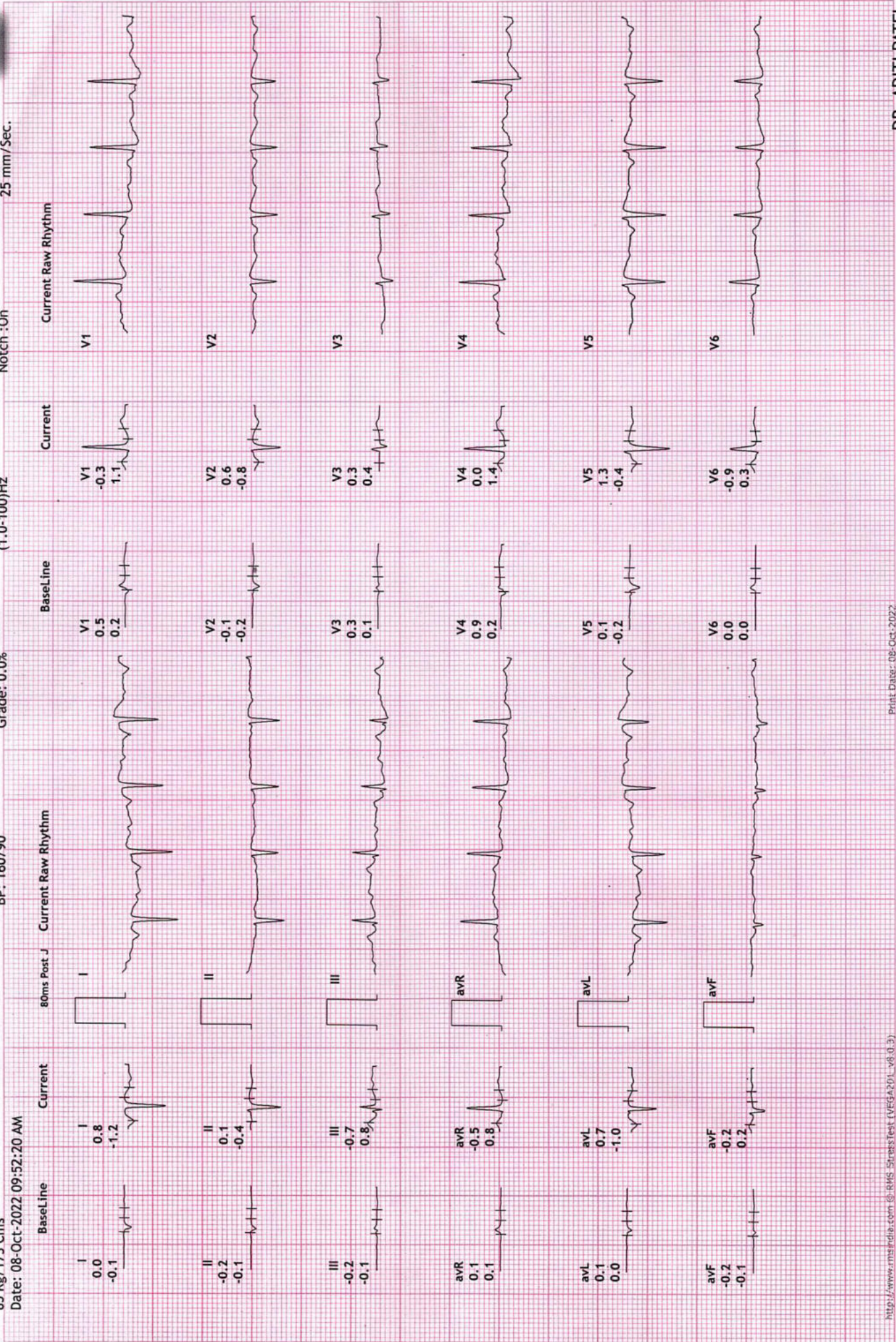
HR: 118 bpm
METS: 1.0
BP: 160/90

MPHR: 63% of 187
Speed: 0.0 kmph
Grade: 0.0%

Raw ECG
BRUCE
(1.0-100)Hz

Ex Time 07:00
BLC :On
Notch :On

Recovery : (04:00)
10.0 mm/mV
25 mm/Sec.





REVIVAL DIAGNOSTICS

Name	RONAK M JARIWALA	Age/Gender	33Yrs/Male
Reg No.	2353/22	Receipt No	2057
Referred By	BOB - MEDI WHEEL(PKG10000240)	Mode of Payment	CREDIT
Collection Type	CENTER	Collection DateTime	08-Oct-2022 08:52 AM

USG OF ABDOMEN & PELVIS

LIVER:

Liver is normal in size and echotexture.
No evidence of focal SOL or dilatation of IHBR seen.
Portahepatis appear normal.

GALLBLADDER:

Gallbladder appeared normal. No calculus or mass lesion seen.

PANCREAS:

Pancreas appears normal in size and echotexture.
No focal lesion, mass or pancreatitis.

SPLEEN:

Spleen appears normal in size and echotexture.

PARAAORTIC REGION:

Aorta grossly appears normal.
No paraaortic lymphnodes seen.

KIDNEYS:

Both kidneys appear normal in size, shape and in position.
Cortex and collecting system of both kidneys appears normal.
No evidence of calculus or obstructive uropathy on either side.

URINARY BLADDER:

Bladder appears normal. No calculus or mass lesion is seen.


PROSTATE:

Prostate appears normal in size and echotexture.
No evidence of free fluid in pelvis.

COMMENTS: Normal USG Abdoman and pelvis

Dr. Chirag K. Patel

MBBS-DMPD

Reg. No. G-33509

 Radiologist
 4th Floor, Main Road,
 Nr. Star Bazar, Adajan, Surat-395009.
 Mo. 97266 726683



0261 2747788, 9825947712



4th Floor, Aqua Corridor, Hazira Road, Adajan Pal, Surat-395009.



revivaldiagnostics.surat@gmail.com



www.revivaldiagnostics.com



NAME : RONAK M JARIWALA
AGE: 33 YRS / MALE
REF BY: MEDI WHEEL



Name	RONAK M JARIWALA	Age/Gender	33Yrs/Male
Reg No.	2353/22	Receipt No	2057
Referred By	BOB - MEDI WHEEL(PKG10000240)	Mode of Payment	CREDIT
Collection Type	CENTER	Collection DateTime	08-Oct-2022 08:52 AM

CHEST RADIOGRAPH (PA VIEW)

- Hilar shadows are within normal limits.
- Pulmonary vasculature appears normal.
- Cardiac appears normal in size.
- Both dome of the diaphragm are smooth.
- Both costophrenic recesses are clear.
- Both lung fields appear normal.
- Visualized bones and soft tissue shadows appear normal.

IMPRESSION: NORMAL STUDY.

DR. CHIRAG K PATEL
RADIOLOGIST

REVIVAL
DIAGNOSTICS

Dr. Chirag K. Patel

MBBS-DMPD
Signature

Reg. No. G-2/2009

Revival Diagnostic

4th Floor, Aqua Corridor,
Nr. Star Bazar, Hazira Main Road,
Adajan, Surat-395009.
Mo. 97266 726683.

Laboratory Test Result are Subject to technical limitation and should be clinically correlate for final diagnosis

📍 4th Floor, Aqua Corridor, Hazira Road, Adajan Pal, Surat-395009.

☎ 0261 2747788, 9825947712 ✉ revivaldiagnostics.surat@gmail.com 🌐 www.revivaldiagnostics.com

This medical report is not intended for medico-legal purposes.