

Patient ID:	SUR0000339423	Patient Name:	CHIRAG PATEL
Age:	37 Years	Sex:	M
Accession Number:	4423	Modality:	DX
Referring Physician:		Study:	CHEST PA
Study Date:	8-Apr-2023		

CHEST X-RAY (PA)

Both lung fields appear normal.

No evidence of consolidation or cavitation is seen.

Both costo-phrenic angles appear clear.

Cardiac size is within normal limits.

Both domes of diaphragm appear normal.

Bony thoracic cage and soft tissue shadow appear normal.

IMPRESSION:

- No significant abnormality seen.

Thanks for referral.

Dr. NEEL RAITHATHA
Consultant Radiologist

SHALBY HOSPITAL, SURAT

Near Navyug College, Rander Road, Adajan, Surat. Gujarat, India. | Ph. : 0261-7190000 | Email : info.surat@shalby.org.

SHALBY LIMITED

Regd. Office: Opp. Karnavati Club, S. G. Road, Ahmedabad – 380 015, Gujarat, India.
Corp. Office: B-301 & 302, Mondeal Heights, Opp. Karnavati Club, S. G. Road, Ahmedabad – 380 015, Gujarat, India
Tel: 079 40203000 | Fax: 079 40203109 | info.sg@shalby.org | www.shalby.org
CIN: L85110GJ2004PLC044667



Pre - op

Post-op

Health Check-up

Date : 08/04/23

Patient Reg. No. : _____

Patient Name : Chirag T. Patel Age / Sex : 37/M

Address : Nerseed

Complaints :

Pain : _____

Bleeding gums : _____

Sensitivity : _____

Swelling : _____

Pus Discharge : _____

Medical History :

Hypertension : _____ DM _____ Acidity _____ Pregnancy : _____

Bleeding Disorders : _____ Asthma : _____ Allergy : _____

Past Surgical Intervention : _____

Any Medication : calculest

On Examination :

Abscess : _____ Food lodgement : _____

Periodontitis : _____ Gingivitis : _____

Missing Teeth : _____ Mobility : _____

positive feeling

Treatment Advised :

Scaling : Sittings 1 2 3 Deep Perio Surgery : _____

Restoration : _____ Class V Fillings : _____

RCT : _____ Extraction : _____

Dentur es : _____ Partial Denture : _____

Implants : _____ Crown & Bridge Present : _____

Crown / Bridge Replacement :		
Advised Crown / Bridge :		
Advised X - Ray / O.P.G. :		

Some Golden Rules :

1. Brush your teeth twice a day.
2. Floss your teeth daily.
3. Gargle forcefully after each meal.
4. Visit your dentist twice a year.
5. Any dental treatment should be performed in an well maintained.

hygienic setup using "autoclaved" instruments & "sterilized pouch" facility.

After knee replacement any treatment should be done under "Antibiotic Coverage"

Adv.

- Routine scaling

Dr. Darshini V. Shah
(Consultant Dental Surgeon)



Patient's Name: Mr. Chirag Patel

Age: 37 yrs/ male

UHID: 339423

Date: 08 / 04 / 2023

ECHOCARDIOGRAPHY REPORT

Valves

Mitral valve :Normal, No MR

Aortic valve :Normal, No AR

Tricuspid valve :Normal, No TR

Pulmonary valve:Normal, No PR

Chambers

Left Atrium:Normal

Right Atrium:Normal

Right Ventricle:Normal size cavity,Good RV systolic function With TAPSE:19

LeftVentricle: Normal size cardiac chambers, No Regional wall Motion abnormality.

Normal LV systolic function
with Ejection Fraction 60 %.

Normal Diastolic Flow Pattern.

Septae

IVS: Intact. No residual VSD.

IAS :Intact.

Pericardium:Normal.

IVC:13 mm with more than 50% collapsibility.

OTHER FINDINGS : Bilateral lung angle clear

CONCLUSION:

- Normal LV Systolic function
- No RWMA
- EF 60 %

DR.SUSHIL YADAV
Consultant Clinical cardiologist

Note : Normal echo study does not rule out underlying Coronary artery disease

SHALBY HOSPITAL, SURAT

(A Unit of Shalby Limited)

Near Navyug College, Rander Road, Adajan, Surat. Gujarat, India.

Ph. : 0261-7190000 | Email : info.surat@shalby.org.

SHALBY LIMITED

Regd. Office : Shalby Limited, Opp. Karnavati Club, S.G. Road, Ahmedabad - 380 015. Gujarat, India

Tel: 079 40203000 | Fax : 079 40203109 | info.sg@shalby.org | www.shalby.org

Vapi - Indore - Jabalpur - Mohali - Naroda (Ahmedabad) - Surat - Jaipur **Upcoming Hospitals : Mumbai - Nasik**

DR. RUJUTA SHELAT
Consultant Ophthalmologist
Reg. No.:- G-48712

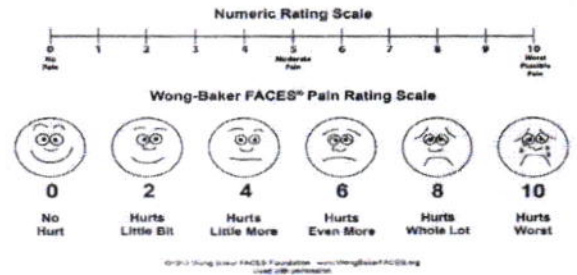
Name :-

Chirag Patel

Date:- 8/4/23

Chief Complaints:-

nlc



Pain Assessment:-

Past History:-

- NAD -

Family History:-

Allergy:-

Personal History:- Habits:- Alcohol:- Y/N Tobacco: Y/N Smoking: Y/N Regular Exercise: Y/N

General Examination:-

BP:- Pulse:- Temp:-

Systemic Examination:-

HT:- WT:-

Visual Acuity:- 6/6

PH Vision:-

NCT 16 mm of fig

ON Examination

Ant. Segmenet

Both Eye

- WNL -

SHALBY HOSPITAL, SURAT

Near Navyug College, Rander Road, Adajan, Surat. Gujarat, India. | Ph. : 0261-7190000 | Email : info.surat@shalby.org.

SHALBY LIMITED

Regd. Office: Opp. Karnavati Club, S. G. Road, Ahmedabad – 380 015, Gujarat, India.
Corp. Office: B-301 & 302, Mondeal Heights, Opp. Karnavati Club, S. G. Road, Ahmedabad – 380 015, Gujarat, India
Tel: 079 40203000 | Fax: 079 40203109 | info.sg@shalby.org | www.shalby.org
CIN: L85110GJ2004PLC044667

Cornea

Anterior Chamber

Lens

Fundus

Rt. EYE

Lt. EYE

Media:-

Disc:-

Blood Vessel:-

Background:-

Macula:-

Diagnosis:-

} BE
WNL

Investigation:-

Treatment:-

Nutritional Assessment:-

Preventive Care & Counsellings:-

Follow Up ON:- After 6 month

PPM

Signature of the Consultant

ID:

Name:

years

1100 Sinus rhyt

kg

Birth date: /

mmHg

1102 Sinus arrhythmia
9110 ** normal ECG **

Chiragbhai

Medication:


Symptoms:

History:

vent. rate	79	bpm
PR int	152	ms
QRS dur	104	ms
QT/QTc(E) int	356/ 391	ms
P/QRS/T axis	47/ 36/ 22	°
RV5/SV1 amp	1.19/ 0.68	mV
RV5+SV1 amp	1.88	mV

Unconfirmed Report

Reviewed by:





Shalby Hospital (A Unit of Shalby Limited) Near Navyug College, Rander Road, Adajan, Surat, Gujarat, India.
Tel.: 0261 7190000 | Ext.: 851 | Mo.: 9512036046 | Email : pathology.surat@shalby.in | Web : www.shalby.org

PID : SUR0000339423 OP-001

REPORT STATUS : Interim



Patient Name : Mr Chirag Thakorbbhai Patel /	Registered On : 08-Apr-2023 08:57 AM
Lab ID : 304900563	Collected On : 08-Apr-2023 08:56 AM
Gender/Age : Male / 37 Years	DOB : 15-Jan-1986
Received On : 08-Apr-2023 09:04 AM	Sample Type : EDTA Whole Blood
Ref. By : Dr. Health Check Up . Shalby	

Parameter	Result	Unit	Biological Ref. Interval
-----------	--------	------	--------------------------

BLOOD COUNT AND INDICIES

HAEMOGLOBIN	Colorimetric Non Cyanide	14.5	g/dL	13.0 - 17.0
RBC COUNT	Electrical Impedance	6.45	mill/cmm	4.5 - 5.5
HCT	Calculated	48.0	%	40 - 50
MCV	Calculated based on the RBC histogram	74.4	fL	83 - 101
MCH	Calculated	22.5	pg	27 - 32
MCHC	Calculated	30.2	g/dL	31.5 - 34.5
RDW	Calculated	13.7	%	13.3 - 18.3

TOTAL LEUCOCYTE COUNT

Total WBC Count	Electrical Impedance	6040	cells/cmm	4000 - 10000
-----------------	----------------------	------	-----------	--------------

DIFFERENTIAL LEUCOCYTE COUNT (Manual by Microscopy)

NEUTROPHILS	Flow Cytometry	39	%	40 - 80
LYMPHOCYTES	Flow Cytometry	48	%	20 - 40
EOSINOPHILS	Flow Cytometry	9	%	1 - 6
MONOCYTES	Flow Cytometry	4	%	2 - 10
BASOPHIL	Flow Cytometry	0	%	0 - 2

PLATELET INDICES

PLATELET COUNT	Electrical Impedance	272000	/cmm	150000 - 410000
MPV	Calculated based on PLT Histogram	8.4	fL	7.5 - 12.0

PERIPHERAL SMEAR EXAMINATION

PLATELETs Adequate in number and normal in morphology.
MALARIAL PARASITE Malarial parasites are not seen on smear examination.

EDTA Whole Blood - Tests done on Automated Five Part Cell Counter. (WBC, RBC, MCV & Platelet count by classical impedance method, Hb by cyanide-free colorimetric method, WBC differential by Chemical dye, Flowcytometry, Semi-conductive Laser scatter Method, independent Basophil channel & other parameters calculated). All Haemograms are reviewed & confirmed microscopically.

Reference Interval: Dacie and Lewis practical haematology 11th edition.

This is an Electronically Authenticated Report.

Dr Pankaj Agrawal

Dr Pankaj Agrawal

M.B., D.C.P
Consulting Pathologist

Generated On : 08-Apr-2023 12:14 PM

Approved On : 08-Apr-2023 11:22 AM

Regd. Office: Shalby Limited, Opp. Karnavati Club, S.G. Road, Ahmedabad, Gujarat, India.
Tel.: 079 40203000 | Fax: 079 40203109 | Email: info.sg@shalby.org | Web: www.shalby.org


 Shalby Hospital (A Unit of Shalby Limited) Near Navyug College, Rander Road, Adajan, Surat, Gujarat, India.
 Tel.: 0261 7190000 | Ext.: 851 | Mo.: 9512036046 | Email : pathology.surat@shalby.in | Web : www.shalby.org

PID : SUR0000339423 OP-001

REPORT STATUS : Interim



Patient Name : Mr Chirag Thakorbbhai Patel /	Registered On : 08-Apr-2023 08:57 AM
Lab ID : 304900563	Collected On : 08-Apr-2023 08:56 AM
Gender/Age : Male / 37 Years	DOB : 15-Jan-1986
Received On : 08-Apr-2023 09:04 AM	Sample Type : EDTA Whole Blood
Ref. By : Dr. Health Check Up . Shalby	

Parameter	Result	Unit	Biological Ref. Interval
-----------	--------	------	--------------------------

BLOOD GROUP

(Tube agglutination: Forward & reverse)

ABO Type	"B"		
RH Type	POSITIVE		
ESR 1st hour *	20	mm in 1 hour	0 - 15
<i>Modified Westergren Method</i>			
HBA1C			
HbA1c - Glycated Haemoglobin *	5.6	%	Non-diabetic: <= 5.6 Pre-diabetic: 5.7-6.4 Diabetic: >= 6.5 Therapeutic goals for glycemic control Age > 19 years Goal of therapy: < 7.0 Action suggested: > 8.0* Age < 19 years Goal of therapy: <7.5
<i>Boronate Affinity Assay</i>			

Estimated Average Glucose (eAG) (mg/dL) *	114	mg/dL
--	-----	-------

Calculated

This is an Electronically Authenticated Report.

Dr Pankaj AgrawalM.B., D.C.P
Consulting Pathologist

Generated On : 08-Apr-2023 12:14 PM

Approved On : 08-Apr-2023 11:22 AM

 Regd. Office: Shalby Limited, Opp. Karnavati Club, S.G. Road, Ahmedabad, Gujarat, India.
 Tel.: 079 40203000 | Fax: 079 40203109 | Email: info.sg@shalby.org | Web: www.shalby.org



Shalby Hospital (A Unit of Shalby Limited) Near Navyug College, Rander Road, Adajan, Surat, Gujarat, India.
Tel.: 0261 7190000 | Ext.: 851 | Mo.: 9512036046 | Email : pathology.surat@shalby.in | Web : www.shalby.org

PID : SUR0000339423 OP-001

REPORT STATUS : Interim



Patient Name : Mr Chirag Thakorbbhai Patel / Registered On : 08-Apr-2023 08:57 AM
Lab ID : 304900563 Collected On : 07-Apr-2023 11:25 AM
Gender/Age : Male / 37 Years DOB : 15-Jan-1986 Received On : 08-Apr-2023 09:04 AM
Ref. By : Dr. Health Check Up . Shalby Sample Type : Serum, Urine (PP),
Fluoride P, Urine

Parameter	Result	Unit	Biological Ref. Interval
-----------	--------	------	--------------------------

PLASMA GLUCOSE LEVEL

FASTING PLASMA GLUCOSE

Plasma Glucose (F)	96	mg/dL	74 - 106
---------------------------	----	-------	----------

GOD/POD (Glucose Oxidase/Peroxidase), Colorimetric

Urine Sugar (F)	ABSENT	mg/dL	ABSENT
------------------------	--------	-------	--------

Glucose-oxidase/oxidase reaction

POST PRANDIAL PLASMA GLUCOSE

Plasma Glucose (PP)	143	mg/dL	Normal: 100-140 Impaired: 140-199 Diabetic :=>200
----------------------------	-----	-------	---

GOD/POD (Glucose Oxidase/Peroxidase), Colorimetric

Urine Sugar (PP)	ABSENT	mg/dL	ABSENT
-------------------------	--------	-------	--------

Glucose-oxidase/oxidase reaction

This is an Electronically Authenticated Report.

Generated On : 08-Apr-2023 12:14 PM

Approved On : 08-Apr-2023 12:14 PM

Dr Pankaj Agrawal

Dr Pankaj Agrawal

M.B., D.C.P
Consulting Pathologist

Regd. Office: Shalby Limited, Opp. Karnavati Club, S.G. Road, Ahmedabad, Gujarat, India.
Tel.: 079 40203000 | Fax: 079 40203109 | Email: info.sg@shalby.org | Web: www.shalby.org

We are open 24 x 7 & 365 days



Shalby Hospital (A Unit of Shalby Limited) Near Navyug College, Rander Road, Adajan, Surat, Gujarat, India.
Tel.: 0261 7190000 | Ext.: 851 | Mo.: 9512036046 | Email : pathology.surat@shalby.in | Web : www.shalby.org

PID : SUR0000339423 OP-001

REPORT STATUS : Interim



Patient Name : Mr Chirag Thakorbbhai Patel /	Registered On : 08-Apr-2023 08:57 AM
Lab ID : 304900563	Collected On : 08-Apr-2023 08:56 AM
Gender/Age : Male / 37 Years	DOB : 15-Jan-1986
Received On : 08-Apr-2023 09:04 AM	Sample Type : Serum
Ref. By : Dr. Health Check Up . Shalby	

Parameter	Result	Unit	Biological Ref. Interval
LIPID PROFILE			
LIPID PROFILE			
Cholesterol <i>Cholesterol Esterase, Oxidase, Peroxidase</i>	234	mg/dL	Desirable: <200 Borderline High: 200 - 239 High >=240
SERUM TRIGLYCERIDE <i>Lipase/GK/GPO/POD</i>	70	mg/dL	Normal : <150 Borderline High : 150-199 High : 200-499 Very High : > 500
HDL CHOLESTEROL DIRECT * <i>Phosphotungstic Acid/Mgcl2 - Enzymatic</i>	54	mg/dL	Major risk factor for heart disease : < 40 Negative risk factor for heart disease : >= 60
Non HDL Cholesterol <i>Calculated</i>	180	mg/dL	Optimal : <130 Desirable : 130-159 Borderline high : 159-189 High : 189-220 Very High : >=220
S.LDL <i>Calculated</i>	166	mg/dL	Optimal: <100 Near to above Optimal: 100 - 129 Borderline High: 130 - 159 High: 160 - 189 Very High: > 190
VLDL <i>Calculated</i>	14	mg/dL	6 - 38
LDL/dHDL * <i>Calculated</i>	3.1		2.5 - 3.5
Chol/dHDL * <i>Calculated</i>	4.3	Ratio	3.5 - 5.0

Note: Reference interval as per National Cholesterol Education Programme (NCEP) Adult Treatment Panel III Report. VLDL, CHOL/dHDL RATIO, LDL/dHDL RATIO, LDL Cholesterol, Non HDL Cholesterol are calculated parameters. Estimation of LDL by direct method is recommended when TG>400 mg/dL.

This is an Electronically Authenticated Report.

Dr Pankaj Agrawal
Dr Pankaj Agrawal
M.B., D.C.P
Consulting Pathologist

Generated On : 08-Apr-2023 12:14 PM
Approved On : 08-Apr-2023 11:22 AM

Regd. Office: Shalby Limited, Opp. Karnavati Club, S.G. Road, Ahmedabad, Gujarat, India.
Tel.: 079 40203000 | Fax: 079 40203109 | Email: info.sg@shalby.org | Web: www.shalby.org

We are open 24 x 7 & 365 days



Shalby Hospital (A Unit of Shalby Limited) Near Navyug College, Rander Road, Adajan, Surat, Gujarat, India.
Tel.: 0261 7190000 | Ext.: 851 | Mo.: 9512036046 | Email : pathology.surat@shalby.in | Web : www.shalby.org

PID : SUR0000339423 OP-001

REPORT STATUS : Interim



Patient Name : Mr Chirag Thakorbbhai Patel / Registered On : 08-Apr-2023 08:57 AM
Lab ID : 304900563 Collected On : 08-Apr-2023 08:56 AM
Gender/Age : Male / 37 Years DOB : 15-Jan-1986 Received On : 08-Apr-2023 09:04 AM
Ref. By : Dr. Health Check Up . Shalby Sample Type : Serum

Parameter	Result	Unit	Biological Ref. Interval
-----------	--------	------	--------------------------

RENAL FUNCTION TEST

RENAL FUNCTION TEST

Urea Nitrogen (BUN) <i>Urease, colorimetric</i>	11	mg/dL	9 - 20
UREA <i>Calculated</i>	24	mg/dL	19 - 43
S. CREATININE <i>Enzymatic - Creatinine amidohydrolase</i>	0.92	mg/dL	0.66 - 1.25
S. URIC ACID <i>Uricase/Peroxidase, Colorimetric</i>	6.4	mg/dL	3.5 - 8.5
Calcium <i>Arsenazo III dye</i>	9.1	mg/dL	8.4 - 10.2
S. PHOSPHORUS * <i>Phosphomolybdate reduction (PMA Phenol)</i>	3.6	mg/dL	2.5 - 4.5
Sodium <i>Direct Ion Selective Electrode</i>	142	mmol/L	137 - 145
S. POTASSIUM <i>Direct Ion Selective Electrode</i>	4.93	mmol/L	3.5 - 5.1
Chloride <i>Direct Ion Selective Electrode</i>	104	mmol/L	98 - 107

This is an Electronically Authenticated Report.

Dr Pankaj Agrawal

Dr Pankaj Agrawal

M.B., D.C.P
Consulting Pathologist

Generated On : 08-Apr-2023 12:14 PM
Approved On : 08-Apr-2023 11:22 AM

Regd. Office: Shalby Limited, Opp. Karnavati Club, S.G. Road, Ahmedabad, Gujarat, India.
Tel.: 079 40203000 | Fax: 079 40203109 | Email: info.sg@shalby.org | Web: www.shalby.org

We are open 24 x 7 & 365 days



Shalby Hospital (A Unit of Shalby Limited) Near Navyug College, Rander Road, Adajan, Surat, Gujarat, India.
Tel.: 0261 7190000 | Ext.: 851 | Mo.: 9512036046 | Email : pathology.surat@shalby.in | Web : www.shalby.org

PID : SUR0000339423 OP-001

REPORT STATUS : Interim



Patient Name : **Mr Chirag Thakorbbhai Patel** / Registered On : 08-Apr-2023 08:57 AM
Lab ID : 304900563 Collected On : 08-Apr-2023 08:56 AM
Gender/Age : Male / 37 Years DOB : 15-Jan-1986 Received On : 08-Apr-2023 09:04 AM
Ref. By : Dr. Health Check Up . Shalby Sample Type : Serum

Parameter	Result	Unit	Biological Ref. Interval
Total T3 * <i>Chemiluminescence immunoassay (CLIA)</i>	103	ng/dL	87 - 178
Total T4 * <i>Chemiluminescence immunoassay (CLIA)</i>	8.85	µg/dL	6.09 - 12.23
TSH * <i>Chemiluminescence immunoassay (CLIA)</i>	2.15	µIU/mL	0.38 - 5.33

This is an Electronically Authenticated Report.

Generated On : 08-Apr-2023 12:14 PM
Approved On : 08-Apr-2023 11:22 AM

Dr Pankaj Agrawal
M.B., D.C.P
Consulting Pathologist

Regd. Office: Shalby Limited, Opp. Karnavati Club, S.G. Road, Ahmedabad, Gujarat, India.
Tel.: 079 40203000 | Fax: 079 40203109 | Email: info.sg@shalby.org | Web: www.shalby.org

We are open 24 x 7 & 365 days



Shalby Hospital (A Unit of Shalby Limited) Near Navyug College, Rander Road, Adajan, Surat, Gujarat, India.
Tel.: 0261 7190000 | Ext.: 851 | Mo.: 9512036046 | Email : pathology.surat@shalby.in | Web : www.shalby.org

PID : SUR0000339423 OP-001

REPORT STATUS : Interim



Patient Name : **Mr Chirag Thakorbbhai Patel** / Registered On : 08-Apr-2023 08:57 AM
Lab ID : 304900563 Collected On : 08-Apr-2023 12:00 AM
Gender/Age : Male / 37 Years DOB : 15-Jan-1986 Received On : 08-Apr-2023 10:42 AM
Ref. By : Dr. Health Check Up . Shalby Sample Type : Urine

URINE EXAMINATION

Parameter	Result	Unit	Biological Ref. Interval
Physical Examination			
Colour	PALE YELLOW		Pale yellow
Transparency	Clear		Clear
Chemical Examination			
Blood	<i>Peroxidase like activity of hemoglobin</i> NIL	RBCs/μL	Absent
Bilirubin	<i>Azo coupling Reaction with diazonium</i> NIL	mg/dL	Absent
Urobilinogen	<i>Modified Ehrlich reaction</i> NORMAL	mg/dL	Absent
Ketone	<i>Sodium Nitroprusside reation</i> NIL	mg/dL	Absent
Protein	<i>Protein Error of Indicator Principle</i> NIL	mg/dL	Absent
Nitrite	<i>Diazotization reaction of nitrite with an aromatic amine</i> NEGATIVE	mg/dL	Absent
Glucose	<i>Glucose-oxidase/peroxidase reaction</i> NIL	mg/dL	Absent
pH	<i>Double Indicator principle</i> 6.5	PH value	4.6 - 8.0
Specific Gravity	<i>Refractometric Method - Bromthymol blue</i> 1.010	S.G. value	1.003 - 1.035
Leucocyte	<i>Leucocyte Esterase Test</i> NEGATIVE	WBCs/μL	Absent
Microscopic Examination			
Pus cells	0-2/hpf	/hpf	0-5/hpf
Red blood cells	NIL	/hpf	0-2/hpf
Epithelial cells	0-2/hpf	/hpf	NA
Crystals	NIL		Nil
Cast	NIL/LPF		Nil/LPF
Bacteria	NIL		Nil
Amorphous	NIL		Nil
Yeast	NIL		Nil

This is an Electronically Authenticated Report.

Generated On : 08-Apr-2023 12:14 PM
Approved On : 08-Apr-2023 11:22 AM

Dr Pankaj Agrawal
Dr Pankaj Agrawal
M.B., D.C.P
Consulting Pathologist



Shalby Hospital (A Unit of Shalby Limited) Near Navyug College, Rander Road, Adajan, Surat, Gujarat, India.
Tel.: 0261 7190000 | Ext.: 851 | Mo.: 9512036046 | Email : pathology.surat@shalby.in | Web : www.shalby.org

PID : SUR0000339423 OP-001

REPORT STATUS : Interim



Patient Name : **Mr Chirag Thakorbbhai Patel** / Registered On : 08-Apr-2023 08:57 AM
Lab ID : 304900563 Collected On : 08-Apr-2023 08:56 AM
Gender/Age : Male / 37 Years DOB : 15-Jan-1986 Received On : 08-Apr-2023 09:04 AM
Ref. By : Dr. Health Check Up . Shalby Sample Type : Serum

Parameter	Result	Unit	Biological Ref. Interval
-----------	--------	------	--------------------------

Liver Function Test

Liver Function Test

SGPT (ALTV) <i>Multi Point Rate with P-5-P</i>	22	U/L	21 - 72
SGOT (AST) <i>Multi Point Rate with P-5-P</i>	22	U/L	17 - 59
Alkaline Phosphatase <i>PNPP, AMP Buffer</i>	76	U/L	20-50 yrs : 53 - 128 4-19 yr : 54 - 369 >=51 yr : 56 - 119
GGT * <i>L-gamma-glutamyl-4-nitroanalide/glycylglycine Kinetic</i>	24	U/L	15 - 73
S. PROTEIN <i>Biuret (Alkaline cupric sulfate), End Point</i>	7.7	g/dL	6.3 - 8.2
Albumin <i>Bromocresol Green (BCG), Colorimetric</i>	4.4	g/dL	3.5 - 5.0
S. GLOBULIN <i>Calculated</i>	3.3	g/dL	2.3 - 3.6
A/G Ratio <i>Calculated</i>	1.3	Ratio	1.0 - 2.3
Bilirubin Total <i>Azobilirubin/Dyphylline/Diazonium Salt</i>	0.7	mg/dL	0-1 day (premature) 1.0 - 8.0 0-1 day (full term) : 2.0 - 6.0 1-2 day (premature) : 6.0 - 12.0 1-2 day (full term) : 6.0 - 10.0 3-5 day (premature) : 10.0 - 14.0 3-5 day (full term) : 4.0 - 8.0 Adult : 0.2 - 1.3
Bilirubin Unconjugated <i>End-point Colorimetric (Dual wavelength spectrophotometric)</i>	0.7	mg/dL	Unconjugated bilirubin Adults: 0.0-1.1 Neonates: 0.6-10.5
BILIRUBIN DIRECT <i>Calculated</i>	0.0	mg/dL	Conjugated bilirubin and Delta bilirubin (Bilirubin covalently bound to albumin) 0.0-0.4

----- End of Report -----

This is an Electronically Authenticated Report.

Dr Pankaj Agrawal

Dr Pankaj Agrawal

M.B., D.C.P
Consulting Pathologist

Generated On : 08-Apr-2023 12:14 PM

Approved On : 08-Apr-2023 11:22 AM

Passion • Compassion • Innovation

M.B.B.S. D.N.B. (Family Medicine)
C.I.H (Industrial Health)
C.C.P.P.M (Pain & Palliative Medicine)
MNAMS, Marine medical Examiner
C.C.E.B.D.M. [Diabetes]
Phone. No. : 9998480543
OPD Days :

Consultant Physician Clinic

OPR NO:

Patient Name:- Chirag Patel
Age / Sex :- 37 yrs/m.
Chief Complaints:-

Date: 8/4/23
Weight:- 71.6 kg
Height:- 171cm
BMI:- 24.5

yo nil

Nutritional assessment:-

- Obese
- Well nourished
- Mild-moderate nourished
- Severely mal-nourished

Drug / Food Allergy:- NADA . covid vaccinatⁿ done

Pulse:- 89 bpm
BP:- 162/96mm
SpO2:- 98%

Past History :-

Nil

Family History:- Nil Mother - Heart ds
Systemic Examination:-

NAD.

Provisional Diagnosis: Dyslipidemia

SHALBY HOSPITAL, SURAT

Near Navyug College, Rander Road, Adajan, Surat. Gujarat, India. | Ph. : 0261-7190000 | Email : info.surat@shalby.org.

SHALBY LIMITED

Regd. Office: Opp. Karnavati Club, S. G. Road, Ahmedabad – 380 015, Gujarat, India.

Corp. Office: B-301 & 302, Mondeal Heights, Opp. Karnavati Club, S. G. Road, Ahmedabad – 380 015, Gujarat, India

Tel: 079 40203000 | Fax: 079 40203109 | info.sg@shalby.org | www.shalby.org

CIN: L85110GJ2004PLC044667

Investigation :-

Treatment and further advices:-
(Write in Capital Letters)

Rx

- Monitor BP.

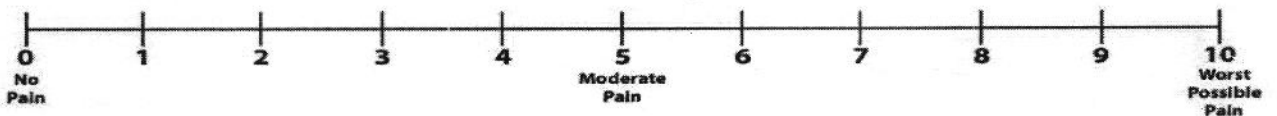
- Tab. Cardinal (mg) TID x 3 months.

Follow Up Date:- 20/2/

બધી દવાઓ ડોક્ટરને બતાવીને લેવી.

Incase of emergency Please report to Emergency Department of Hospital OR Call:- 0261-7190000 / 9512660096

Numeric Rating Scale



Wong-Baker FACES® Pain Rating Scale

