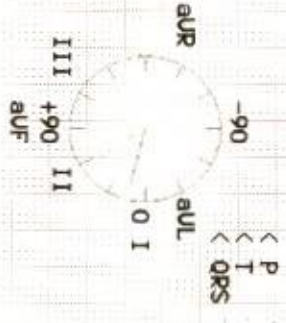


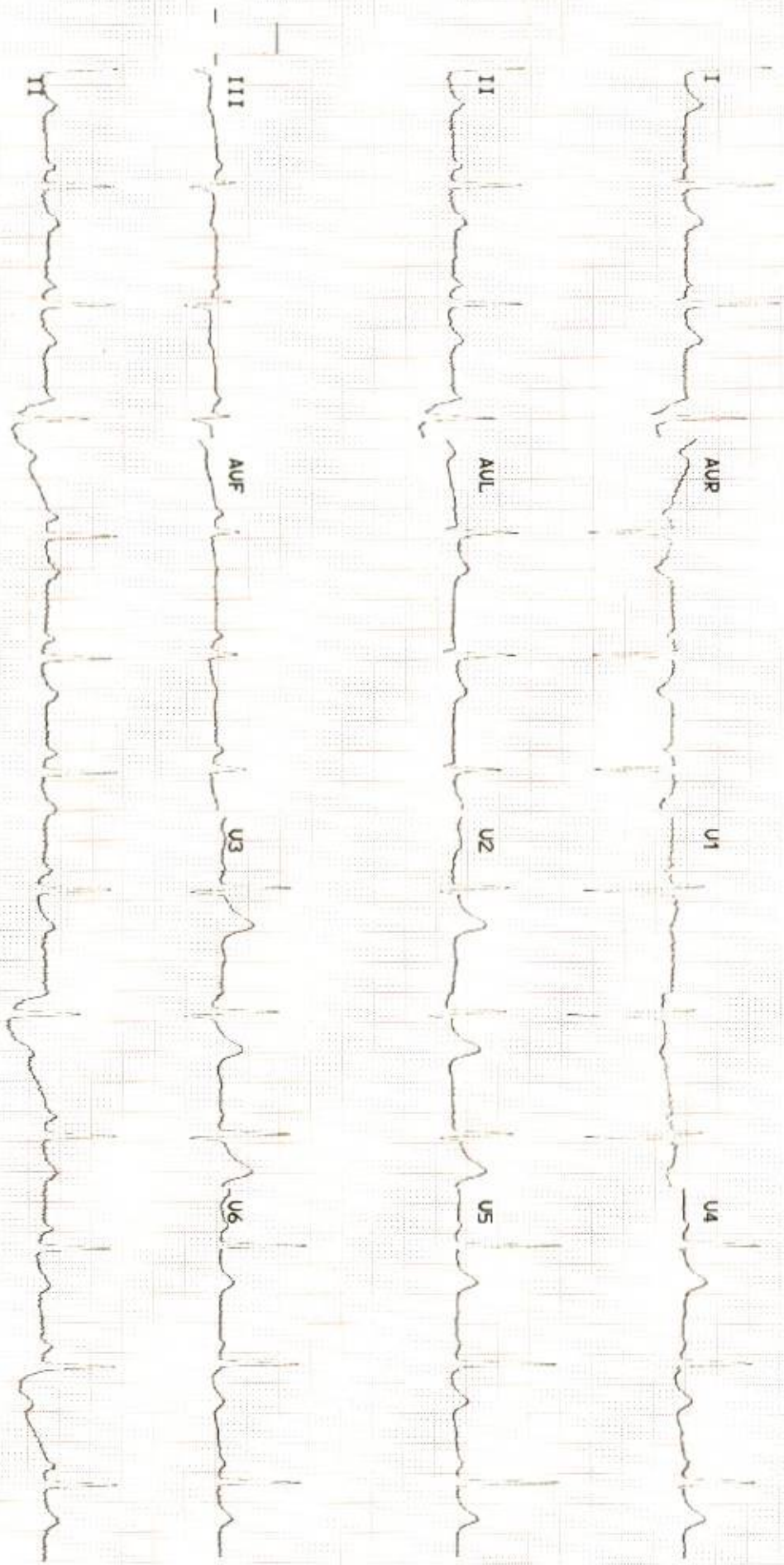
Measurement Results:
 QRS : 88 ms
 QT/QTcB : 378 / 426 ms
 PR : 138 ms
 P : 104 ms
 RR/PP : 789 / 785 ms
 P/QRS/T : 55 / 15 / 15 degrees
 QTd/QTcBD : 26 / 29 ms
 Sokolow : 3.0 mV
 NK : 10



Interpretation:
 suspected left ventr. hypertrophy
 R/S Inversion area between U1 and U2
 probably abnormal ECG

F 49 YRS MAR 02 2024
 ODBI.00000443308 ODBI.A111086.76
 SURANJA SOR/MENDRA MISHR.

Unconfirmed report.



APOLLO HOSPITALS, BHUBANESWAR
DEPARTMENT OF CARDIOLOGY



HEART INSTITUTES

Name: MISHRA, MRS SURAMA
SOU MENDRA

Age:
Sex: Female

Patient Id: 843308
Date: 02/03/2024

ECHO REPORT

2D & M-MODE MEASUREMENTS

Ao Diam	2.6 cm
LA Diam	3.0 cm
AV Cusp	1.7 cm
IVSd	0.7 cm
LVIDd	4.7 cm
LVPWd	0.9 cm
IVSs	1.2 cm
LVIDs	2.7 cm
LVPWs	1.3 cm

MITRAL VALVE

MV E Vel	1.07 m/s
MV DecT	130 ms
MV Dec Slope	8.3 m/s ²
MV A Vel	0.81 m/s
MV E/A Ratio	1.33

TRICUSPID VALVE

TR Vmax	2.69 m/s
TR maxPG	28.85 mmHg

2D & M-MODE CALCULATIONS

LA/Ao	1.17
EDV(Teich)	105 ml
ESV(Teich)	27 ml
EF(Teich)	74 %
%FS	43 %
SV(Teich)	78 ml
RWT	0.36

AORTIC VALVE

AV Vmax	1.40 m/s
AV maxPG	7.82 mmHg

PULMONARY VALVE

PV Vmax	1.08 m/s
PV maxPG	4.70 mmHg

IMPRESSION:

NORMAL CHAMBERS AND VALVES
NO RWMA
NORMAL LV FUNCTION
NO MR/AR
MILD TR ,RVSP 33 MM OF HG
NO PE/CLOT/VEG

ECHO CARDIOGRAPHER

DR B DIKSHIT / DR SANGHAMITRA



Department of X-Ray

Patient Details : Mrs. SURAMA SOUMENDRA MISHRA | Female | 48Yr 9Mth 9Days
UHID : ODB1.0000843308 **Patient Location:** AHC
Patient Identifier: ODB1AH108676 
DRN : 124008594 **Completed on :** 02-MAR-2024 12:14
Ref Doctor : Dr. Ipsita Mohanty

X-RAY CHEST PA

REPORT

Trachea & mediastinum are central in position.
Both Costophrenic angles are clear.
Hila are normal in size and position.
Lung fields show normal parenchymal features.
Cardiac size and shape are within normal limits.
Bony thoracic cage is normal.

IMPRESSION

No significant abnormality detected.

--- END OF THE REPORT ---


DR. SWATHY BABU
Regd. No.-25226/OR/2020



Radiology

Patient Details : Mrs. SURAMA SOUMENDRA MISHRA | Female | 48Yr 9Mth 9Days
UHID : ODB1.0000843308 **Patient Location:** AHC
Patient Identifier: ODB1AH108676 
DRN : 224004539 **Completed on :** 02-MAR-2024 11:09
Ref Doctor : Dr. Ipsita Mohanty

ULTRASOUND BREAST

REPORT

High resolution ultrasound screening of both breasts were performed. Both sides axial, radial and sagittal scans done.

Skin, areola, nipple and subcutaneous fat are normal.

Evidence of focal ductal dilatation in left 4 O' clock periareolar region of about 8 x 7 mm.

Normal fibroglandular architecture seen.

No evidence of any obvious focal solid or cystic lesions on either side.

Bilateral axillary areas appears normal.


No significant axillary lymphadenopathy.

IMPRESSION

Normal study of right breast.

Focal ductal ectasia in left 4 O' clock periareolar region.

--- END OF THE REPORT ---


Dr Swapna Kabiraj
Consultant (Radiology)



Radiology

Patient Details : Mrs. SURAMA SOUMENDRA MISHRA | Female | 48Yr 9Mth 9Days
UHID : ODB1.0000843308 **Patient Location:** AHC
Patient Identifier: ODB1AH108676 
DRN : 224004540 **Completed on :** 02-MAR-2024 10:56
Ref Doctor : Dr. Ipsita Mohanty

ULTRASOUND - WHOLE ABDOMEN

REPORT

LIVER : Normal in size (120 mm). Echotexture is uniform and normal. No I.H.B.D./ focal lesions.

PORTAL VEIN : Normal in caliber (9 mm).

GALL BLADDER : Well distended with normal walls and lumen. No calculi/pericholecystic fluid.

COMMON BILE DUCT : Normal in caliber (2 mm).

PANCREAS : Normal in size and echotexture.

AORTA, IVC and para aortic areas are normal.

SPLEEN : Normal in size (81 mm) and echotexture.

KIDNEYS : Both kidneys are normal in site, size and echotexture. No evidence of calculi/ hydronephrosis.

Right kidney measures : 101 x 39 mm.

Left kidney measures : 117 x 43 mm.

URINARY BLADDER : Well distended with normal walls. No evidence of calculi/ growth/ diverticula.

UTERUS : measures 72 x 32 x 22 mm, normal in size and echotexture. Combined endometrial thickness is normal (5 mm).

Cervix and vaginal canal appears unremarkable.



Mrs. SURAMA SOUMENDRA MISHRA

ODB1.0000843308

ODB1AH108676

ULTRASOUND - WHOLE ABDOMEN

OVARIES : Normal in size and echotexture.

Right ovary measures : 18 x 9 mm.


Left ovary measures : 14 x 8 mm.

OTHERS : No evidence of any free fluid in peritoneal cavity.

IMPRESSION

No significant abnormality detected.

--- END OF THE REPORT ---


Dr Swapna Kabiraj

Consultant (Radiology)

Apollo Hospitals Enterprise Limited

Registered Office : No. 19 Bishop Gardens, Raja Annamalaipuram
Chennai - 600 028, Corporate Identity Number (CIN): L85110TN1979PLC008035

Bhubaneswar Office : Plot No. 251, Sainik School Road Unit-15
Bhubaneswar - 751 005, Tel: +91 674 6661018 / 6661066, Fax: +91 674 6660408
E-mail : apollo_bbsr@apollohospitals.com, Web: www.apollohospitals.com



DATE - 4TH MARCH 2024

The Apollo Hospital,

251 , sainik school

Bhubaneswar , Odisha

TO WHOMSOEVER IT MAY CONCERN

This is to certify that **Mrs. SURAMA SOUMENDRA MISHRA** Age 48 Yr 9 Mth 10 Days
UHID ODB1.0000843308

Has come for health check up . He is clinically stable . He is fit for employment .

Dr Ipsita Mohanty

Senior Medical Officer incharge

AHC

Dr. IPSITA MOHANTY
Medical Officer In-Charge
Master Health Check up
Apollo Hospitals, BBSR

BHUBANESWAR

Apollo Hospitals Enterprise Limited

Registered Office : No. 19 Bishop Gardens, Raja Annamalaipuram
Chennai - 600 028, Corporate Identity Number (CIN): L85110TN1979PLC008035

Bhubaneswar Office : Plot No. 251, Sainik School Road Unit-15
Bhubaneswar - 751 005, Tel: +91 674 6661016 / 6661066, Fax: +91 674 6660408
E-mail : apollo_bbsr@apollohospitals.com, Web: www.apollohospitals.com



Mrs. SURAMA SOUMENDRA MISHRA Age 48 Yr 9 Mth 10 Days UHID ODB1.0000843308

IMPRESSION

Focal ductal ectasia in left 4 O' clock periareolar region.

DYSLIPIDEMIA , , ESR HIGH , EOSINOPHILIA

IMPAIRED FBS

RECOMMENDATION

LOW FAT , LOW CALORIE DIET HIGH FIBRE DIET

REGULAR WALKING 30 MINUTES

Regular blood pressure monitoring advice

REPEAT URIC ACID , LIPID PROFILE , LFT , FBS , PPBS , HbA1C TEST ADVICE AFTER 2 MONTHS

EXTRA TEST :: VIT D , VIT B12 ,

LIPICURE 10 ONE TAB AFTER DINNER 3 MONTHS

DR IPSITA MOHANTY

MBBS, PGDGM [GERIATRIC MEDICINE] , CCEBDM [DIABETES]

INCHARGE PREVENTIVE MEDICINE APOLLO HEALTH CHECK UP

APOLLO HEALTH CHECK UP

Dr. IPSITA MOHANTY
Medical Officer In-Charge
Master Health Check up
Apollo Hospitals, BBSR



DEPARTMENT OF BIOCHEMISTRY AND THERAPEUTIC DRUG MONITORING

251, Sainik School Road, Bhubaneswar - 751005

Tel.: +91 674 6661016 / 6661066

E-mail: apollo_bbsr@apollohospitals.com



Name : Mrs. SURAMA SOUMENDRA MISHRA
 MC-2742
 UHID : ODB1.0000843308
 SIN \ LRN : 15585988 \ 15585989 \ 15585990 \ 15585985 \ 2350568
 Specimen : Blood
 Ref Doctor : Dr. Ipsita Mohanty

Age : 48Yr 9Mth 9Days
 Gender : Female

Website : www.apollohospitals.com
 W/BNo/RefNo : AHC

LABORATORY REPORT



Collected on : 02-MAR-2024 11:18:53 AM
 Received on : 02-MAR-2024 12:03:14 PM
 Reported on : 02-MAR-2024 12:46:00 PM

ARCOFEMI - MEDIWHEEL - FULL BODY ANNUAL PLUS CHECK ADVANCED - FEMALE - 2D ECHO - AN INDIA - FY2324

TEST NAME	RESULT	BIOLOGICAL REFERENCE INTERVALS	UNITS
GLUCOSE - SERUM / PLASMA (FASTING) (Hexokinase)	103 *	Non-Diabetic: <=100 Impaired: upto125 Diabetic: >=126	mg/dL
ALT(SGPT) - SERUM / PLASMA (UV,Using Pyridoxal Phosphate:IFCC)	24 *	Healthy Adults:30 - 65	U/L
ALBUMIN - SERUM (Bromocresol Purple Dye)	4.5	Healthy Adults:3.5-5.0	g/dL
GLOBULIN - SERUM:(Calculated)	3.3	Healthy Adults:1.8 - 3.6	g/dL
ALBUMIN:GLOBULIN - SERUM(RATIO) (Calculated)	1.4	Healthy Adults:1.1 - 1.8	
ALKALINE PHOSPHATASE - SERUM/PLASMA (Enzymatic-AMP Buffer)	106	Healthy Adults:50 - 136	U/L
AST (SGOT) - SERUM (UV,Using Pyridoxal Phosphate:IFCC)	25	Healthy Adults:15 - 37	U/L
BILIRUBIN, TOTAL - SERUM (Modified Dumas Ref. method/Jendrassik & Grof.)	0.6	Healthy Adults:<=1.0	mg/dL
OLESTEROL - SERUM / PLASMA (Cholesterol Oxidase / Esterase)	201 *	Desirable:<200 Borderline:200 - 240 High Risk:>=240	mg/dL
CREATININE - SERUM / PLASMA (Enzymatic Method)	0.59 *	Healthy Women: 0.60 - 1.0	mg/dL



DEPARTMENT OF BIOCHEMISTRY AND THERAPEUTIC DRUG MONITORING

251, Sainik School Road, Bhubaneswar - 751 025

Tel.:+91 674 6661016 / 6661066

E-mail : apollo_hbsr@apollohospitals.com



Name : Mrs. SURAMA SOUMENDRA MISHRA Age : 48Yr 9Mth 9Days Gender : Female
 UHID : ODB1.0000843308 Website : www.apollohospitals.com W/BNo/RefNo : AHC
 SIN \ LRN : 15585988 \ 15585989 \ 15585990 \ 15585985 \ 2350568
 Specimen : Blood
 Ref Doctor : Dr. Ipsita Mohanty

LABORATORY REPORT



Collected on : 02-MAR-2024 11:18:53 AM Received on : 02-MAR-2024 12:03:14 PM Reported on : 02-MAR-2024 12:46:00 PM

GGTP: GAMMA GLUTAMYL TRANSPEPTIDASE - SERUM	13	Healthy Women:5 - 55	U/L
-gamma-glutamyl-3-carboxy-4-nitranilide)			
HDL CHOLESTEROL - SERUM / PLASMA (Direct Measurement)	59	Low: <40 High: >=60	mg/dL
TOTAL CHOLESTEROL/HDL CHOLESTEROL RATIO(Calculated)	3.4	Desirable :< 4.5	
LDL CHOLESTEROL - SERUM / PLASMA (DIRECT LDL) (Direct Measurement)	121 *	Optimal:<100 Near Optimal:100-129 Borderline High:130-159 High:160-189 Very High:>=190	mg/dL
POTASSIUM - SERUM / PLASMA (Indirect ISE)	4.5	Healthy Adults: 3.5 - 5.1	mmol/L
PROTEIN, TOTAL - SERUM / PLASMA (Modified Biuret)	7.8	Healthy Adults:6.4 - 8.2	g/dL
SODIUM - SERUM / PLASMA (Indirect ISE)	138	Healthy Adults:136-145	mmol/L
TRIGLYCERIDES - SERUM (Enzymatic Method)	117	Normal: <150 Borderline High:150-199 High: 200-499 Very High: >=500	mg/dL
UREA - SERUM / PLASMA (Urease-GLDH,Enzymatic)	18	Healthy Adults:15 - 38	mg/dL
UREA NITROGEN SERUM/PLASMA:(Calculated)	8	Healthy Adults:7 - 18	mg/dL



DEPARTMENT OF BIOCHEMISTRY AND THERAPEUTIC DRUG
 Apollo Hospitals Enterprise Limited
 MONITORING

251, Sainik School Road, Bhubaneswar - 751 005

Tel.: +91 674 6661016 / 6661066

E-mail: apollo_bber@apollohospitals.com



Name : Mrs. SURAMA SOUMENDRA MISHRA Age : 48Yr 9Mth 9Days
 UHID : ODB1.0000843308 / ODB1A1106676 W/BNo/RefNo : AHC
 SIN \ LRN : 15585988 \ 15585989 \ 15585990 \ 15585985 \ 2350568
 Specimen : Blood
 Ref Doctor : Dr. Ipsita Mohanty

LABORATORY REPORT



Collected on : 02-MAR-2024 11:18:53 AM Received on : 02-MAR-2024 12:03:14 PM Reported on : 02-MAR-2024 12:46:00 PM

VLDL CHOLESTEROL - SERUM \$

(Calculated Measurement)

DL CHOLESTEROL - SERUM - CALCULATED	21	Normal: <30 mg/dL	
BILIRUBIN CONJUGATED (DIRECT) - SERUM (Modified Doumas Ref. method/Jendrassik & Grof.)	0.1	Healthy Adults: 0.0-0.3	mg/dL
BILIRUBIN UNCONJUGATED - SERUM (Calculated)	0.5	Healthy Adults: 0.0 - 0.7	mg/dL
TOTAL T3: TRI IODOTHYRONINE - SERUM/PLASMA (Chemiluminescence)			
TOTAL T3: TRI IODOTHYRONINE - SERUM	121	Healthy Adults: 82 - 179 Pregnant Women: 1st Trimester: 121-308 2nd & 3rd Trimesters: 152-362	ng/dL
TOTAL T4: THYROXINE - SERUM/PLASMA (Chemiluminescence)			
TOTAL T4: THYROXINE - SERUM	9.31	Healthy Adults: 4.82-15.65	µg/dL
TSH: THYROID STIMULATING HORMONE - SERUM /PLASMA (Chemiluminescence)			
TSH: THYROID STIMULATING HORMONE - SERUM	2.44	Healthy Adults- 0.38-5.33 Pregnant women: 1st Trimester: 0.05-3.70 2nd Trimester: 0.31-4.35 3rd Trimester: 0.41-5.18	uIU/mL
GLUCOSE - SERUM / PLASMA (2 HR)	70	Normal: <140 Impaired: 140 - 200 Diabetic: >200	mg/dL



DEPARTMENT OF BIOCHEMISTRY AND THERAPEUTIC DRUG MONITORING

251, Sainik School Road, Bhubaneswar - 751 005

Tel.: +91 674 6661016 / 6661066

E-mail : apollo_bbsr@apollohospitals.com

Website : www.apollohospitals.com



Name : Mrs. SURAMA SOUMENDRA WISHRA Age : 48Yr 9Mth 9Days Gender : Female
 UHID : ODB1.0000843308 / ODB1AH108676 W/BNo/RefNo : AHC
 SIN \ LRN : 15585988 \ 15585989 \ 15585990 \ 15585985 \ 2350568
 Specimen : Blood
 Ref Doctor : Dr. Ipsita Mohanty

LABORATORY REPORT



Collected on : 02-MAR-2024 11:18:53 AM Received on : 02-MAR-2024 12:03:14 PM Reported on : 02-MAR-2024 12:46:00 PM

Report Status: Final
 KINDLY CORRELATE RESULTS WITH CLINICAL FINDINGS.

* END OF REPORT *

CHECKED BY 109518
 109518

Printed On : 02-MAR-2024 04:21:25 PM

Dr Nihar Ranjan Dash

MD Biochemistry



DEPARTMENT OF BIOCHEMISTRY AND THERAPEUTIC DRUG MONITORING

251, Sainik School Road, Bhubaneswar - 751 005

Tel.: +91 674 6661016 / 6661066

E-mail: apollo_bhr@apollohospitals.com

Website: www.apollohospitals.com



Name : Mrs. SURAMA SOUMENDRA MISHRA Age : 48Yr 9Mth 9Days Gender : Female
 UHID : ODB1.0000843308 W/BNo/RefNo : AHC
 SIN \ LRN : 15585986 \ 2350568
 Specimen : Whole blood
 Ref Doctor : Dr. Ipsita Mohanty

LABORATORY REPORT



Collected on : 02-MAR-2024 08:56:05 AM Received on : 02-MAR-2024 09:53:41 AM Reported on : 02-MAR-2024 11:25:58 AM

ARCOFEMI - MEDIWHEEL - FULL BODY ANNUAL PLUS CHECK ADVANCED - FEMALE - 2D ECHO -
 PAN INDIA - FY2324

TEST NAME	RESULT	BIOLOGICAL REFERENCE INTERVALS	UNITS
GLYCOSYLATED HEMOGLOBIN (HbA1C) - WHOLE BLOOD (Ion Exchange High Performance Liquid Chromatography)	5.6	HbA1C Degree of Control <6.0 Non-diabetic level <7.0 Goal* >8.0 Action Suggested**	%
Mean Plasma Glucose (MPG) Estimate:	122.06		mg/dL

*Some danger of hypoglycemic reaction in Type I diabetics. Some glucose intolerant individuals and "sub-clinical" diabetics may show (elevated) HbA1c in this area.

**High risk of developing long term complications. "Action Suggested" depends on individual patient circumstances.

Report Status: Final

KINDLY CORRELATE RESULTS WITH CLINICAL FINDINGS.

* END OF REPORT *

CHECKED BY 109518
109518

Printed On : 02-MAR-2024 04:22:38 PM

Dr Nihar Ranjan Dash

MD Biochemistry

DEPARTMENT OF ANATOMY AND CLINICAL PATHOLOGY

251, Sainik School Road, Bhubaneswar - 751 005

Tel.:+91 674 6661016 / 6661066

E-mail - apollo_bber@apollohospitals.com



Name : **Mrs. SURAMA SOUMENDRA MISHRA** apollohospitals.com Age : **48Yr 9Mth 9Days** Gender: **Female**
 UHID^{MC-2742} : ODB1.0000843308 ODBA# 06677 W/BNo/RefNo : AHC
 SIN \LRN : 15585983 \ 15585987 \ 15585984 \ 2350568
 Specimen : Urine
 Ref Doctor : Dr. Ipsita Mohanty

LABORATORY REPORT



Collected on : 02-MAR-2024 08:56:05 AM Received on : 02-MAR-2024 09:47:32 AM Reported on : 02-MAR-2024 10:01:43 AM

ARCOFEMI - MEDIWHEEL - FULL BODY ANNUAL PLUS CHECK ADVANCED - FEMALE - 2D ECHO - PAN INDIA - FY2324

<u>TEST NAME</u>	<u>RESULT</u>	<u>BIOLOGICAL REFERENCE INTERVALS</u>	<u>UNITS</u>
URINE ROUTINE (CUE) : (Automation+Standard Method)			
Specific Gravity	1.005 *	1.016 - 1.026	
Colour:	Pale-Yellow		
Transparency:	Clear		
Reaction:	Acidic		
Glucose:	Nil		
Protein :	Nil		
pH	6.0	4.6 - 8	
Blood::	Negative		
Ketone	Negative		
Bile Pigments:	Negative		
Bile Salts(Hay's Test):	Negative		
Urobilinogen	Normal		
Nitrite	Negative		
DEPOSITS:			
RBC:	Nil		/hpf
WBC/Pus Cells	1-2		/hpf
/Sqc(Transitional/Squamous epithelial cells)	1-2		/hpf
BLOOD GROUPING AND TYPING (ABO and Rh)			
ABO Group:	A		
Rh (D) Type:	POSITIVE		
HEMOGRAM(CBC+ESR+PS+RET) : (Automation+Standard Method)			



Name : Mrs. SURAMA SOUMENDRA MISHRA
 UHID MC-2742 : ODB1.0000843308
 SIN ILRN : 15585983 \ 15585987 \ 15585984 \ 2350568
 Specimen : Urine
 Ref Doctor : Dr. Ipsita Mohanty

LABORATORY REPORT

Age : 48Yr 9Mth 9Days
 Gender: Female
 AHC



Collected on : 02-MAR-2024 08:56:05 AM Received on : 02-MAR-2024 09:47:32 AM Reported on : 02-MAR-2024 10:01:43 AM

Hemoglobin	12.5	11 - 15.5	g/dL
Haematocrit	39.1	37 - 50	%
RBC COUNT	4.35	3.5 - 5.5	Million/ul
HCV	89.9	76 - 96	fL
MCH	28.7	27 - 32	pg
MCHC	32.0	30 - 35	g/dL
RDW	14.2	11.5 - 14.5	%
RETICULOCYTE COUNT	2.11	0.5 - 2.5	%
TLC Count	6.33	4 - 11	10 ³ /ul
Platelet Count	140	140 - 440	10 ³ /mm ³
ERYTHROCYTE SEDIMENTATION RATE (ESR)	72 *	0 - 20	mm/1st hr
Differential Count			
Neutrophils	72	40 - 75	%
Lymphocytes	23	20 - 45	%
Eosinophils	02	1 - 6	%
Monocytes	03	1 - 10	%
Basophils	00	0 - 1	%

PERIPHERAL SMEAR

RBC: Normocytic & normochromic
 WBC: Normal
 Platelets: Adequate on the smear

Report Status: Final

KINDLY CORRELATE RESULTS WITH CLINICAL FINDINGS.

* END OF REPORT *

CHECKED BY : 109529
 918003

Dr. Snehalata Jagati
 Junior Consultant

Printed On : 02-MAR-2024 04:23:35 PM



OP CONSULTATION REQUEST

Date 2/3/24

Name: Surabhi Soumen ^{da} ge	Age: 49	Sex: M/F
Primary Consultant: Mishra		UHID No.:

Referred to Dr. Speciality :

Reason for Referral

O/E Colic with streak
Chronic functional dyspepsia.

like full month. Seely 1 Polisky.

Signature :

Name :

Date :

Time :

Dr. Rashmi
 MCh, PGD
 Consultant
 Apollo Hospitals



OP CONSULTATION REQUEST

Date : 6
A

F 49 YRS MAR 02 2024
ODBI.0000843308 ODBIAH108676
SURAMA SOUMENDRA MISHRA

Nar

Age :

Sex : M/F

Pri

UHD No. :

Referred to Dr.

Speciality : Ophthalmol

Reason for Referral

Sub: PMK

Ref 8/12

V2 (+6/6.00)

(C/M)

Pld + 0.50 x 40

SK

(R)

(L)

ATI 75/115

(PAL)

WNL

Pop 24 / mm of 49.55 am
29

f - Normal

U

(1) GP - same

(2) ref/see

Signature :

Dr. C. K. Deepa

Name :

MS, FAEH (IOL & Ant. Seg.)
Sr. Consultant - Ophthalmology

Date :

Her... 10/03/2024

Time :

Apollo, Bangalore

Apollo Hospitals Enterprise Limited
Registered Office : No. 19 Bishop Gardens
 Chennai - 600 028, Corporate Identity Number
Bhubaneswar Office : Plot No. 251, Sainik
 Bhubaneswar - 751 005, Tel: +91 674 6661016
 E-mail : apollo_bbsr@apollohospitals.com, W

F 49 YRS MAR 02 2024
 WAB1.0000843308 ODBIAH108676
 RAMA SOUMENDRA MISHRA
 BIOCHE-FUS
 SIN.15585985

F.
 ODBL.O
 SURAN



DEPARTMENT OF MEDICAL HEALTH CHECK UP

NAME OF THE PATIENT ::: UHID NUMBER... AGE... YRS SEX... DATE

ADDRESS PLOT 251 ,SAINIK SCHOOL ROAD ,UNIT 15 ,SAMANTAPURI ,BHUBANESWAR 751005

CHIEF COMPLAINT --- ANNUAL HEALTH CHECK UP

PRESENT ILLNESS ---- Type II Diabetes Mellitus Nil / Systemic Hypertension Nil / Bronchial Asthma Nil / Coronary Artery Disease Nil / Hypothyroid Nil / CANCER NIL / SNORING NIL

PAST ILLNESS ;; NIL SIGNIFICANT , COVID INFECTION ; NIL

SURGICAL HISTORY ;; 1 LSCS 2011

DRUG ALLERGY ---- NOT DRUG ALLERGY HISTORY , REGULAR MEDICATION NIL

PERSONAL HISTORY ... MARRIED , 1 KID ADDICTION ;; NIL / PHYSICAL ACTIVITY ;; MODERATE / DIET ;NON VEGETARIAN /COVID VACCINATION TWO DOSES TAKEN

FAMILY HISTORY ;; FATHER ALIVE 84 YEARS T2 DM ,HTN , MOTHER EXPIRED 76 YEARS CVA BROTHER 1 SISTER 2

EYE ;REFRACTIVE ERROR ENT NORMAL WEIGHT CONSTANT OCCUPATION TEACHER

PHYSICAL EXAMINATION General PHYSICAL EXAMINATION General

Height (in cms) ; 152 CM Weight (in kg) : 58.4 KG BODY BUILT OVER WEIGHT

Anemia : NO Icterus : NO
 Cyanosis : NO Clubbing : NO
 Oedema : NO Enlarged Glands :

Cardiovascular System

Heart Rate (Per) 70 MINUTE/REGULAR B. P. supine (mm of Hg) 132/72 mmHg

Chest shape Symmetrical Heart sounds S1-S2 present
 Murmur Nil Thrills NIL

Respiratory System Rate & Type : 20/MIN Vesicular Breath Sounds :vesicular No added sound

Abdominal Examination

Palpable Liver : Normal Palpable Spleen: : Normal Tenderness : NIL

Central Nervous System Cranial Nervous : Normal Sensor System : NORMAL Motor System : Normal

Reflexes Intact

Spine and Extremities;; NORMAL [MUSCULOSKELETAL]

Psychological Assessment :NORMAL

Dr. Ipsita Mohanty
 Medical Officer In-Charge
 Apollo Hospitals, BBSR

Rama Souendra Mishra

"KEEP THE REPORTS CAREFULLY AND BRING THEM ALONG DURING YOUR NEXT VISIT TO OUR HOSPITAL"