



NABH PRE ACCREDITATION
ENTRY LEVEL HOSPITAL
PEH-2018-0537



**SURANA SETHIA HOSPITAL
AND RESEARCH CENTRE
CHARITABLE**

Chembur | Malad | Bhiwandi | Navi Mumbai

Patient Name : MRS. ATTAR FARIDA HABIB
Ordered Loc : Hospital clinic
Referred By : Dr.BANK OF BARODA
Class : OPD
Current Loc :
Accession No : 23004893

IP / OP No : 1128149
Gender : Female Age : 53 Y 0 M 1 D
Vch No : 1370770
Received Dt : 15-Mar-2023 15:48
Reported On : 15-Mar-2023 16:07
Sample No : 23012547

COMPLETE HEAMOGRAM (C.B.C.)

<u>TEST DESCRIPTION</u>	<u>OBSERVED VALUE</u>	<u>REFERENCE RANGE\UNITS</u>
Haemoglobin	11.80	11.50 - 16.00 gm/dL
R.B.C.	4.48	4.00 - 6.00 Mill/C.mm.
P.C.V.	36.10	37.00 - 47.00 %
M.C.V.	80.58	78.00 - 100.00 fL
M.C.H.	26.34	27.00 - 31.00 pg
M.C.H.C.	32.69	32.00 - 36.00 %
RDW	11.4	11.0 - 15.0 %
Total W.B.C. Count	6900	4000 - 11000 /C.mm
DIFFERENTIAL COUNT		
Neutrophils	68	40 - 75 %
Eosinophils	3	1 - 6 %
Basophils	0	0 - 1 %
Lymphocytes	27	20 - 45 %
Monocytes	2	1 - 10 %
WBC MORPHOLOGY	Normal	
RBC MORPHOLOGY	Normochromic Normocytic	
PLATELET COUNT	224	150 - 450 10 ³ /ul
PLATELETS	Adequate	

** END OF REPORT **

Checked By

Provisional

Authorized By Technician

Printed By : SSSL on 15/03/2023 04:07:29PM

Dr. Pragati Pote
MB, DPB,
(Path & Bact)

A Social Venture of

SURANA CHARITABLE TRUST

Regd. No. E 15635 With Charity Commissioner Mumbai

Income Exemption No. DIT (E) / MC / 80G / 524 / 2009 - 10. 12-A Registration No. TR/31324.

Sumannagar, Sion Trombay Road, Chembur, Mumbai - 400071 **Tel. : 022-3378 3378**

Email: info@suranasethiahospital.in Web : www.suranasethiahospital.com



NABH PRE ACCREDITATION
ENTRY LEVEL HOSPITAL
PEH-2018-0537



**SURANA SETHIA HOSPITAL
AND RESEARCH CENTRE
CHARITABLE**

Chembur | Malad | Bhiwandi | Navi Mumbai

Patient Name : MRS. ATTAR FARIDA HABIB
Ordered Loc : Hospital clinic
Referred By : Dr.BANK OF BARODA
Class : OPD
Current Loc :
Accession No : 23004893

IP / OP No : 1128149
Gender : Female Age : 53 Y 0 M 1 D
Vch No : 1370770
Received Dt : 15-Mar-2023 15:48
Reported On : 15-Mar-2023 16:08
Sample No : 23012549

RENAL FUNCTION TEST

<u>TEST DESCRIPTION</u>	<u>OBSERVED VALUE</u>	<u>REFERENCE RANGE</u>	<u>UNITS</u>
BUN	12.0	8.0 - 21.0	mg/dl
Uric Acid	6.3	3.5 - 7.2	mg/dl
Sodium [Na+]	145	135 - 155	mmol/L
Potassium [K+]	3.5	3.6 - 5.5	mmol/L
Chloride [Cl-]	102	96 - 108	mmol/L
Calcium	9.5	8.4 - 10.2	mg/dl
Phosphorus	3.9	2.5 - 4.5	mg/dl
Serum Alkaline Phosphates	68.0	28.0 - 111.0	IU/L
Serum Proteins Total	7.4	6.0 - 8.2	gm%
Serum Albumin	3.8	3.0 - 5.0	gm%
Serum Globulin	3.60	1.90 - 3.50	gm%
Albumin : Globulin Ratio	1.06	0.90 - 2.00	gm%
Serum Creatinine	0.9	0.5 - 1.5	mg/dl

** END OF REPORT **

Checked By

Provisional

Authorized By Technician

Printed By : SSSL on 15/03/2023 04:09:01PM

Dr. Pragati Pote
MB, DPB,
(Path & Bact)

A Social Venture of
SURANA CHARITABLE TRUST

Regd. No. E 15635 With Charity Commissioner Mumbai
Income Exemption No. DIT (E) / MC / 80G / 524 / 2009 - 10. 12-A Registration No. TR/31324.
Sumannagar, Sion Trombay Road, Chembur, Mumbai - 400071 **Tel. : 022-3378 3378**
Email: info@suranasethiahospital.in Web. : www.suranasethiahospital.com



NABH PRE ACCREDITATION
ENTRY LEVEL HOSPITAL
PEH-2018-0537



**SURANA SETHIA HOSPITAL
AND RESEARCH CENTRE
CHARITABLE**

Chembur | Malad | Bhiwandi | Navi Mumbai

Patient Name : MRS. ATTAR FARIDA HABIB
Ordered Loc : Hospital clinic
Referred By : Dr.BANK OF BARODA
Class : OPD
Current Loc :
Accession No : 23004893

IP / OP No : 1128149
Gender : Female Age : 53 Y 0 M 1 D
Vch No : 1370770
Received Dt : 15-Mar-2023 15:48
Reported On : 15-Mar-2023 16:08
Sample No : 23012549

LIVER FUNCTION TEST

TEST DESCRIPTION	OBSERVED VALUE	REFERENCE RANGE	UNITS
Total Bilirubin	0.6	0.1 - 1.2	mg/dl
Conjugated (Direct) Bilirubin	0.2	0.0 - 0.3	mg/dl
Unconjugated (Indirect) Bilirubin	0.4	0.1 - 1.0	mg/dL
SGOT	38.0	15.0 - 46.0	U/L
SGPT	33.0	13.0 - 69.0	U/L
Serum Alkaline Phosphates	68.0	28.0 - 111.0	IU/L
Serum Proteins Total	7.4	6.0 - 8.2	gm%
Serum Albumin	3.8	3.0 - 5.0	gm%
Serum Globulin	3.60	1.90 - 3.50	gm%
Albumin : Globulin Ratio	1.06	0.90 - 2.00	gm%
Serum Creatinine	0.9	0.5 - 1.5	mg/dl
G. G. T. P	32.0	0.0 - 45.0	IU/L

** END OF REPORT **

Checked By

Provisional

Authorized By Technician

Printed By : SSSL on 15/03/2023 04:09:01PM

Dr. Pragati Pote
MB, DPB,
(Path & Bact)

A Social Venture of
SURANA CHARITABLE TRUST

Regd. No. E 15635 With Charity Commissioner Mumbai
Income Exemption No. DIT (E) / MC / 80G / 524 / 2009 - 10. 12-A Registration No. TR/31324.
Sumannagar, Sion Trombay Road, Chembur, Mumbai - 400071 **Tel. : 022-3378 3378**
Email: info@suranasethiahospital.in Web. : www.suranasethiahospital.com



NABH PRE ACCREDITATION
ENTRY LEVEL HOSPITAL
PEH-2018-0537



**SURANA SETHIA HOSPITAL
AND RESEARCH CENTRE
CHARITABLE**

Chembur | Malad | Bhiwandi | Navi Mumbai

Patient Name : MRS. ATTAR FARIDA HABIB	IP / OP No : 1128149
Ordered Loc : Hospital clinic	Gender : Female Age : 53 Y 0 M 1 D
Referred By : Dr.BANK OF BARODA	Vch No : 1370770
Class : OPD	Received Dt : 15-Mar-2023 15:48
Current Loc :	Reported On : 15-Mar-2023 16:08
Accession No : 23004893	Sample No : 23012549

LIPID PROFILE

<u>TEST DESCRIPTION</u>	<u>OBSERVED VALUE</u>	<u>REFERENCE RANGE\UNITS</u>
Total Cholesterol	175	150 - 250 mg%
Triglycerides	100	35 - 160 mg%
HDL Cholesterol	45	30 - 70 mg%
VLDL Cholesterol	20.00	7.00 - 35.00 mg%
LDL Cholesterol	110.00	108.00 - 145.00 mg%
LDL/HDL Ratio	2.44	1.10 - 3.90
TC/HDL CHOL Ratio	3.89	3.50 - 5.00

** END OF REPORT **

[Signature]
Checked By

[Signature]
Authorized By Technician

[Signature]
Dr. Pragati Pote
MB, DPB,
(Path & Bact)

Provisional Printed By : SSSL on 15/03/2023 04:09:01PM

A Social Venture of
SURANA CHARITABLE TRUST

Regd. No. E 15635 With Charity Commissioner Mumbai
Income Exemption No. DIT (E) / MC / 80G / 524 / 2009 - 10, 12-A Registration No. TR/31324.
Sumannagar, Sion Trombay Road, Chembur, Mumbai - 400071 **Tel. : 022-3378 3378**
Email: info@suranasethiahospital.in Web. : www.suranasethiahospital.com



NABH PRE ACCREDITATION
ENTRY LEVEL HOSPITAL
PEH-2018-0537



**SURANA SETHIA HOSPITAL
AND RESEARCH CENTRE
CHARITABLE**

Chembur | Malad | Bhiwandi | Navi Mumbai

Patient Name : MRS. ATTAR FARIDA HABIB	IP / OP No : 1128149
Ordered Loc : Hospital clinic	Gender : Female Age : 53 Y 0 M 1 D
Referred By : Dr.BANK OF BARODA	Vch No : 1370770
Class : OPD	Received Dt : 15-Mar-2023 15:48
Current Loc :	Reported On : 15-Mar-2023 16:08
Accession No : 23004893	Sample No : 23012549

BLOOD SUGAR F/PP

<u>TEST DESCRIPTION</u>	<u>OBSERVED VALUE</u>	<u>REFERENCE RANGE\UNITS</u>
Blood Sugar Fasting (FBS)	160	70 - 110 mg%
Urine Sugar (Fasting)	Absent	
Urine Ketone (Fasting)	Absent	

** END OF REPORT **

Checked By

Provisional

Authorized By Technician

Printed By : SSSL on 15/03/2023 04:08:59PM

Dr. Pragati Pote
MB, DPB,
(Path & Bact)

A Social Venture of
SURANA CHARITABLE TRUST
Regd. No. E 15635 With Charity Commissioner Mumbai
Income Exemption No. DIT (E) / MC / 80G / 524 / 2009 - 10. 12-A Registration No. TR/31324.
Sumannagar, Sion Trombay Road, Chembur, Mumbai - 400071 **Tel. : 022-3378 3378**
Email: info@suranasethiahospital.in Web. : www.suranasethiahospital.com



NABH PRE ACCREDITATION
ENTRY LEVEL HOSPITAL
PEH-2018-0537



**SURANA SETHIA HOSPITAL
AND RESEARCH CENTRE
CHARITABLE**


Chembur | Malad | Bhiwandi | Navi Mumbai


Patient Name : MRS. ATTAR FARIDA HABIB	IP / OP No : 1128149
Ordered Loc : Hospital clinic	Gender : Female Age : 53 Y 0 M 1 D
Referred By : Dr.BANK OF BARODA	Vch No : 1370770
Class : OPD	Received Dt : 15-Mar-2023 15:48
Current Loc :	Reported On : 15-Mar-2023 16:09
Accession No : 23004893	Sample No : 23012548

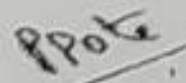
BLOOD SUGAR F/PP

<u>TEST DESCRIPTION</u>	<u>OBSERVED VALUE</u>	<u>REFERENCE RANGE\UNITS</u>
Blood Sugar Post Prandial (PPBS)	278	70 - 140 mg/dl
Urine Sugar (PP)	PRESENT (+)	
Urine Ketone (PP)	Absent	
METHOD GLUCOSE OXIDASE PEROXIDASE (GOD /POD)		

** END OF REPORT **


Checked By
Provisional


Authorized By Technician


Dr. Pragati Pote
MB, DPB,
(Path & Bact)

Printed By : SSSL on 15/03/2023 04:09:15PM

A Social Venture of
SURANA CHARITABLE TRUST
Regd. No. E 15635 With Charity Commissioner Mumbai
Income Exemption No. DIT (E) / MC / 80G / 524 /2009 - 10. 12-A Registration No. TR/31324.
Sumannagar, Sion Trombay Road, Chembur, Mumbai - 400071 **Tel. : 022-3378 3378**
Email: info@suranasethiahospital.in Web. : www.suranasethiahospital.com



NABH PRE ACCREDITATION
ENTRY LEVEL HOSPITAL
PEH-2018-0537



**SURANA SETHIA HOSPITAL
AND RESEARCH CENTRE
CHARITABLE**

Chembur | Malad | Bhiwandi | Navi Mumbai

Patient Name : MRS. ATTAR FARIDA HABIB	IP / OP No : 1128149
Ordered Loc : Hospital clinic	Gender : Female Age : 53 Y 0 M 1 D
Referred By : Dr.BANK OF BARODA	Vch No : 1370770
Class : OPD	Received Dt : 15-Mar-2023 15:48
Current Loc :	Reported On : 15-Mar-2023 16:09
Accession No : 23004893	Sample No : 23012543

URINE ANALYSIS

<u>TEST DESCRIPTION</u>	<u>OBSERVED VALUE</u>	<u>REFERENCE RANGE\UNITS</u>
<u>PHYSICAL EXAMINATION</u>		
Quantity	10 ml	
Colour	Pale yellow	
Appearance	Clear	
Deposit	Absent	
Reaction [PH]	Acidic	
Specific Gravity	1.025	
<u>CHEMICAL EXAMINATION</u>		
Urine Albumin	Absent	
Sugar	Absent	
Ketone Bodies	Absent	
Occult Blood	Absent	
Bile Pigment	Absent	
Bile Salt	Absent	
<u>MICROSCOPIC EXAMINATION</u>		
Red Blood Cells	Absent	00-02
Pus Cells	3 - 4	00-02 / hpf
Epithelial Cells	2 - 3	00-02 / hpf
Casts	Absent	
Crystals	Absent	
Spermatozoa	Absent	
Trichomonas Vaginalis	Absent	
Yeast Cells	Absent	
Amorphous Deposits	Absent	
Bacteria	Absent	

** END OF REPORT **

[Signature]
Checked By

[Signature]
Authorized By Technician

[Signature]
Dr. Pragati Pote
MB, DPB,
(Path & Bact)

Provisional Printed By : SSSL on 15/03/2023 04:09:54PM

A Social Venture of
SURANA CHARITABLE TRUST
Regd. No. E 15635 With Charity Commissioner Mumbai
Income Exemption No. DIT (E) / MC / 80G / 524 / 2009 - 10. 12-A Registration No. TR/31324.
Sumannagar, Sion Trombay Road, Chembur, Mumbai - 400071 **Tel. : 022-3378 3378**
Email: info@suranasethiahospital.in Web. : www.suranasethiahospital.com



NABH PRE ACCREDITATION
ENTRY LEVEL HOSPITAL
PEH-2018-0537



**SURANA SETHIA HOSPITAL
AND RESEARCH CENTRE
CHARITABLE**

Chembur | Malad | Bhiwandi | Navi Mumbai

Patient Name : MRS. ATTAR FARIDA HABIB
Ordered Loc : Hospital clinic
Referred By : Dr.BANK OF BARODA
Class : OPD
Current Loc :
Accession No : 23004893

IP / OP No : 1128149
Gender : Female Age : 53 Y 0 M 1 D
Vch No : 1370770
Received Dt : 15-Mar-2023 15:48
Reported On : 15-Mar-2023 16:10
Sample No : 23012544

ESR

<u>TEST DESCRIPTION</u>	<u>OBSERVED VALUE</u>	<u>REFERENCE RANGE</u>	<u>UNITS</u>
ESR (Erythrocyte Sedimentation Rate)	50	1 - 20	mm/hr

** END OF REPORT **

Checked By

Provisional

Authorized By Technician

Printed By : SSSL on 15/03/2023 04:10:09PM

Dr. Pragati Pote
MB, DPB,
(Path & Bact)

A Social Venture of
SURANA CHARITABLE TRUST

Regd. No. E 15635 With Charity Commissioner Mumbai
Income Exemption No. DIT (E) / MC / 80G / 524 / 2009 - 10. 12-A Registration No. TR/31324.
Sumannagar, Sion Trombay Road, Chembur, Mumbai - 400071 **Tel. : 022-3378 3378**
Email: info@suranasethiahospital.in Web : www.suranasethiahospital.com



NABH PRE ACCREDITATION
ENTRY LEVEL HOSPITAL
PEH-2018-0537



Chembur | Malad | Bhiwandi | Navi Mumbai

Patient Name : MRS. ATTAR FARIDA HABIB	IP / OP No : 1128149
Ordered Loc : Hospital clinic	Gender : Female Age :53 Y 0 M 1 D
Referred By : Dr. BANK OF BARODA	Vch No : 1370770
Class : OPD	Received Dt : 15-Mar-2023 15:48
Current Loc :	Reported On : 15-Mar-2023 16:10
Accession No : 23004893	Sample No : 23012545

BLOOD GROUP & RH TYPE

<u>TEST DESCRIPTION</u>	<u>OBSERVED VALUE</u>	<u>REFERENCE RANGE\UNITS</u>
-------------------------	-----------------------	------------------------------

BLOOD GROUP & RH TYPE

ABO Group	"B"	
Rh Factor	POSITIVE	
	** END OF REPORT **	



[Signature]
Checked By
Provisional

[Signature]
Authorized By Technician
Printed By : SSSL on 15/03/2023 04:10:28PM

[Signature]
Dr. Pragati Pote
MB, DPB,
(Path & Bact)



NABH PRE ACCREDITATION
ENTRY LEVEL HOSPITAL
PEH-2018-0537



**SURANA SETHIA HOSPITAL
AND RESEARCH CENTRE
CHARITABLE**

Chembur | Malad | Bhiwandi | Navi Mumbai

NAME : FARIDA HABIB ATTAR (53Y/F)
REF. BY : SELF
TEST ASKED : HbA1c

SAMPLE COLLECTED AT :
(4000711424),SURANA SETHIA HOSPITAL,SION -
TROMBAY ROAD, SUMAN NAGAR, CHEMBUR,
MUMBAI, MAHARASHTRA 400071,400071

TEST NAME	TECHNOLOGY	VALUE	UNITS
HbA1c - (HPLC)	H.P.L.C	7.3	%

Reference Range :

Reference Range: As per ADA Guidelines

Below 5.7% : Normal
5.7% - 6.4% : Prediabetic
>=6.5% : Diabetic

Guidance For Known Diabetics

Below 6.5% : Good Control
6.5% - 7% : Fair Control
7.0% - 8% : Unsatisfactory Control
>8% : Poor Control

Method : Fully Automated H.P.L.C method

AVERAGE BLOOD GLUCOSE (ABG)	CALCULATED	163	mg/dl
-----------------------------	------------	-----	-------

Reference Range :

90 - 120 mg/dl : Good Control
121 - 150 mg/dl : Fair Control
151 - 180 mg/dl : Unsatisfactory Control
> 180 mg/dl : Poor Control

Method : Derived from HBA1c values

Please correlate with clinical conditions.

Sample Collected on (SCT) : 15 Mar 2023 13:00
Sample Received on (SRT) : 15 Mar 2023 16:43
Report Released on (RRT) : 15 Mar 2023 18:22

SURANA CHARITABLE TRUST

Labcode : 1503095421/A1397

Rego. No. E 15635 With Charity Commissioner Mumbai
Income Exemption No. DIT (E) / MC / 80G / 524 / 2009 - 10. 12-A Registration No. TR/31324.
Sumannagar, Sion Trombay Road, Chembur, Mumbai - 400071 **Tel. : 022-3378 3378**
Email: info@suranasethiahospital.in Web. : www.suranasethiahospital.com

Dr Meha S MD.DNB (Path)

Dr Sumanta Basak. DPB



NABH PRE ACCREDITATION
ENTRY LEVEL HOSPITAL
PEH-2018-0537



**SURANA SETHIA HOSPITAL
AND RESEARCH CENTRE
CHARITABLE**

Chembur | Malad | Bhiwandi | Navi Mumbai

NAME : FARIDA HABIB ATTAR (53Y/F)
REF. BY : SELF
TEST ASKED : T3-T4-TSH

SAMPLE COLLECTED AT :
(4000711424),SURANA SETHIA HOSPITAL,SION - TROMBAY
ROAD, SUMAN NAGAR, CHEMBUR, MUMBAI, MAHARASHTRA
400071,400071

TEST NAME	TECHNOLOGY	VALUE	UNITS	REFERENCE RANGE
TOTAL TRIIODOTHYRONINE (T3)	C.M.I.A	61	ng/dl	58 - 159
TOTAL THYROXINE (T4)	C.M.I.A	6.23	µg/dl	4.87 - 11.72
THYROID STIMULATING HORMONE (TSH)	C.M.I.A	1.20	µIU/ml	0.35 - 4.94

Please correlate with clinical conditions.

Method :

T3 - Fully Automated Chemi Luminescent Microparticle Immunoassay
T4 - Fully Automated Chemi Luminescent Microparticle Immunoassay
TSH - Fully Automated Chemi Luminescent Microparticle Immunoassay

Disclaimer :

Results should always be interpreted using the reference range provided by the laboratory that performed the test.
Different laboratories do tests using different technologies, methods and using different reagents which may cause difference
In reference ranges and hence it is recommended to interpret result with assay specific reference ranges provided in the reports.
To diagnose and monitor therapy doses, it is recommended to get tested every time at the same Laboratory.

~~ End of report ~~

Sample Collected on (SCT) : 15 Mar 2023 13:00

Sample Received on (SRT) : 15 Mar 2023 17:12

Report Released on (RRT) : 15 Mar 2023 19:16

Sample Type : SERUM

Labcode : 1503096655/A1392

Regd. No. E 15635 With Charity Commissioner Mumbai

Income Exemption No. DIT (E) / MC / 80G / 524 / 2009 - 10. 12-A Registration No. TR/31324.

Sumannagar, Sion Trombay Road, Chembur, Mumbai - 400071

Email: info@suranasethiahospital.in

Web: www.suranasethiahospital.com

Dr Megha S MD,DNB (Path)

Dr Sumanta Basak DNB



NABH PRE ACCREDITATION
ENTRY LEVEL HOSPITAL
PEH-2018-0537



**SURANA SETHIA HOSPITAL
AND RESEARCH CENTRE
CHARITABLE**

Chembur | Malad | Bhiwandi | Navi Mumbai

NAME	: MRS. ATTAR FARIDA	SEX	: FEMALE
AGE	: 53 YRS	ID NO.	: 1128149
REF BY	: C/O. MEDIWHEEL	DATE	: 15/03/2023

ULTRASONOGRAPHY OF ABDOMEN AND PELVIS

LIVER

Liver is normal in size, shape and shows diffuse increased echogenicity. No focal lesion is seen. Intra hepatic biliary radicles and portal radicles are normal.

PORTAL VEIN AND C.B.D

Portal vein and C.B.D are normal in course and caliber.

GALL BLADDER

Gall bladder is physiologically distended and shows multiple calculi; largest measuring 6.3 mm. Wall thickness is normal. No evidence of sludge or pericholecystic collection.

SPLEEN

Spleen shows normal size, shape, contour and echogenicity. No abnormal parenchymal mass / lesion. Splenic vein is normal.

PANCREAS

Pancreas is normal in size, shape and position. It shows normal echogenicity. No focal mass lesion or calcification is seen. Pancreatic duct is not dilated

KIDNEYS

Both kidneys are normal in size, shape, position and contour. Parenchymal echogenicity is normal. Cortico-medullary difference is well maintained. No abnormal mass lesion is seen. No evidence of calculus and hydronephrosis in both kidneys.

Right kidney measures 9.7 x 3.5 cm.

Left kidney measures 9.1 x 4.5 cm.

Contd 2/..

A Social Venture of

SURANA CHARITABLE TRUST

Regd. No. E 15635 With Charity Commissioner Mumbai

Income Exemption No. DIT (E) / MC / 80G / 524 / 2009 - 10. 12-A Registration No. TR/31324.

Sumannagar, Sion Trombay Road, Chembur, Mumbai - 400071 **Tel. : 022-3378 3378**

Email: info@suranasethiahospital.in Web: www.suranasethiahospital.com



NAME	: MRS. ATTAR FARIDA	SEX	: FEMALE
AGE	: 53 YRS	ID NO.	: 1128149
REF BY	: C/O. MEDIWHEEL	DATE	: 15/03/2023

:2:

AORTA AND RETROPERITONEUM

Visualized aorta and retroperitoneal vessels are normal in course and caliber. No evidence of significant lymphadenopathy or free fluid.

URINARY BLADDER

Urinary bladder is well distended. It shows smooth wall and mucosal thickening is normal. No obvious mass lesion or calculus is seen.

UTERUS

Uterus is anteverted, normal in size. Myometrial echopattern is normal. No obvious focal mass lesion is seen.

Endometrium is central, 3.6 mm in thickness.

OVARIES

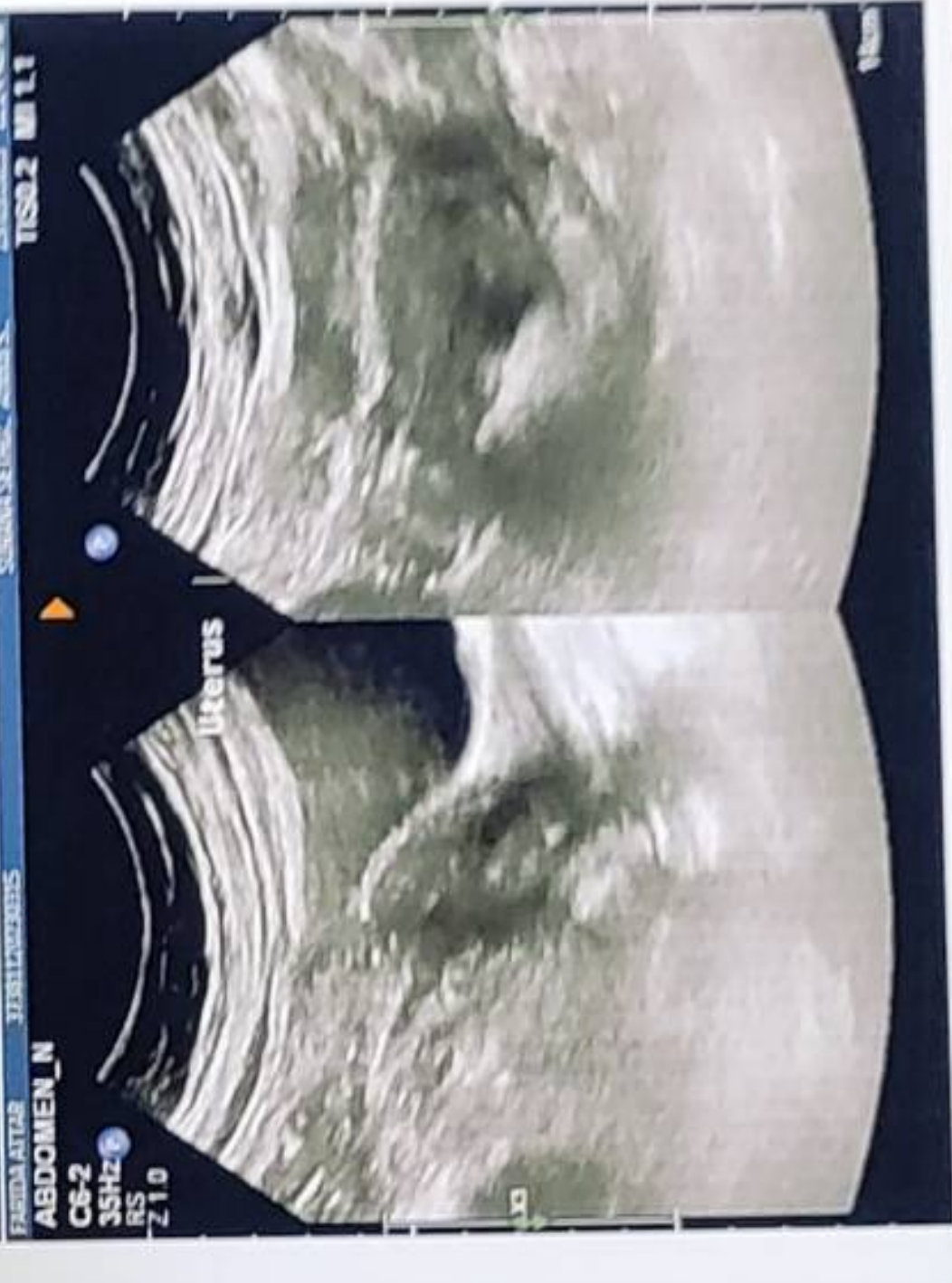
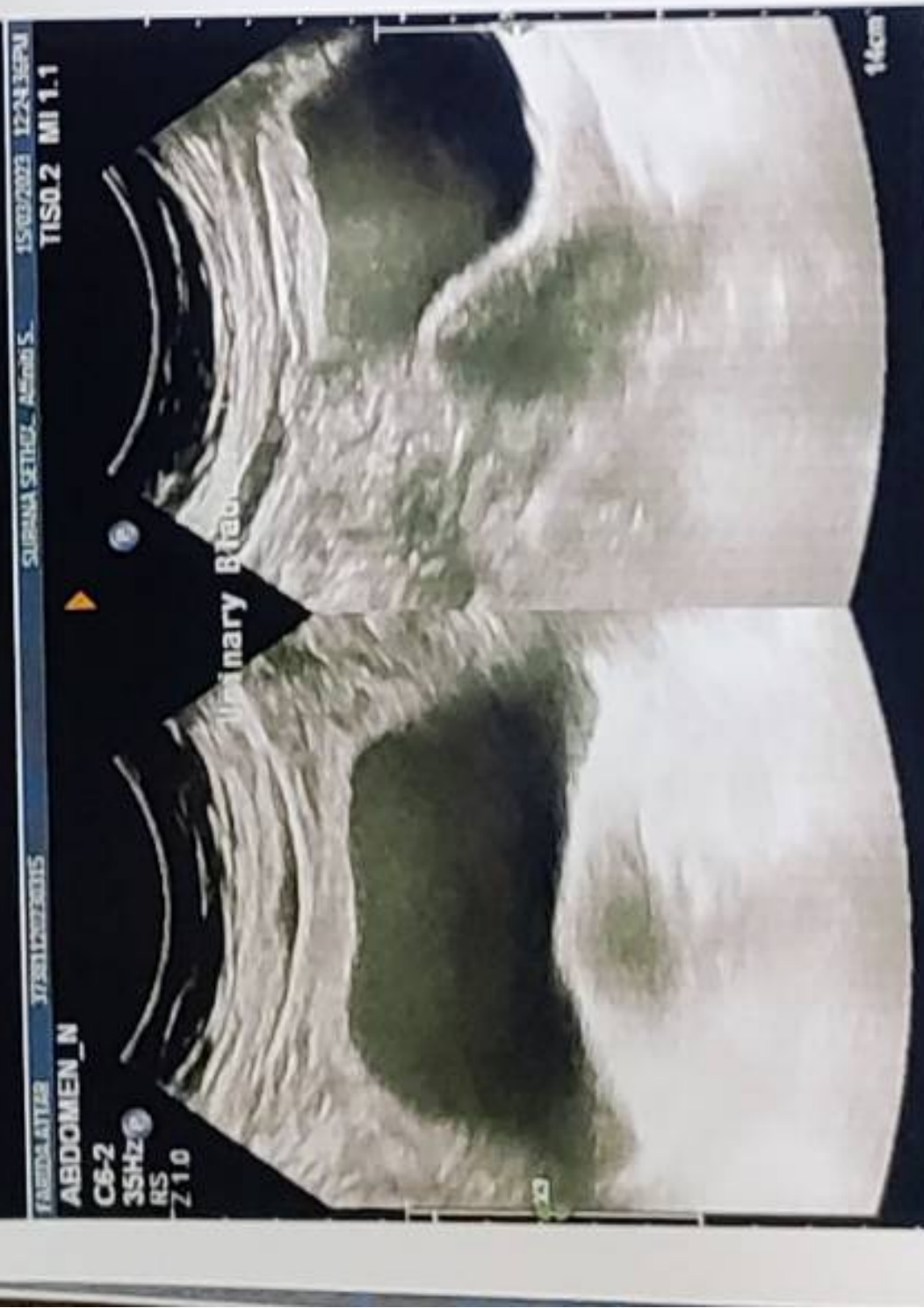
Bilateral ovaries are normal in size and echopattern. Few small follicles are seen. Bilateral adnexae are clear.

No free fluid is seen in Pouch of Douglas.

IMPRESSION:

- Grade I fatty liver.
- Cholelithiasis. No evidence of cholecystitis.

DR. KETAN KALASKAR
M.D.
Consultant Radiologist
KKRG





NABH PRE ACCREDITATION
ENTRY LEVEL HOSPITAL
PEH-2018-0537



**SURANA SETHIA HOSPITAL
AND RESEARCH CENTRE
CHARITABLE**

Chembur | Malad | Bhiwandi | Navi Mumbai

NAME	: MRS. ATTAR FARIDA	SEX	: FEMALE
AGE	: 53 YRS	ID NO.	: 1128149
REF BY	: C/O. MEDIWHEEL	DATE	: 15/03/2023

X-RAY CHEST PA VIEW

Protocol :

Computerised radiography of chest PA reveals:

Observation:

- Lung fields appear clear.
- Cardiac silhouette is within normal limits.
- Bilateral costophrenic angles are clear.
- Visualised bones are unremarkable.

Impression:

- **No significant abnormality detected.**

DR. KETAN KALASKAR
M.D.
Consultant Radiologist
KKRG

A Social Venture of
SURANA CHARITABLE TRUST

Regd. No. E 15635 With Charity Commissioner Mumbai
Income Exemption No. DIT (E) / MC / 80G / 524 / 2009 - 10. 12-A Registration No. TR/31324.
Sumannagar, Sion Trombay Road, Chembur, Mumbai - 400071 **Tel. : 022-3378 3378**
Email: info@suranasethiahospital.in Web. : www.suranasethiahospital.com



NABH PRE ACCREDITATION
ENTRY LEVEL HOSPITAL
PEH-2018-0537



**SURANA SETHIA HOSPITAL
AND RESEARCH CENTRE
CHARITABLE**

Chembur | Malad | Bhiwandi | Navi Mumbai

NAME	: MRS. ATTAR FARIDA	SEX	: FEMALE
AGE	: 53 YRS	ID NO.	: 1128149
REF BY	: C/O. MEDIWHEEL	DATE	: 15/03/2023

EXAMINATION: 2D ECHOCARDIOGRAPHY

Conclusion:


1. All chambers normal sized.
2. Good LV function with LVEF = 60 %
3. All valves structurally & functionally normal.
4. No regional wall motion abnormality.
5. IAS / IVS intact.
6. No clot / vegetation / effusion.

Doppler Study:

- Type I diastolic dysfunction
- No TR. No PH.
- No other valvular regurgitation.
- No signs of high LVEDP.

Impression:

- Normal study.


Dr. Dinesh Rajpal
MD, Physician
Reg. No.82808.

A Social Venture of

SURANA CHARITABLE TRUST

Regd. No. E 15635 With Charity Commissioner Mumbai

Income Exemption No. DIT (E) / MC / 80G / 524 / 2009 - 10. 12-A Registration No. TR/31324.

Sumannagar, Sion Trombay Road, Chembur, Mumbai - 400071 **Tel. : 022-3378 3378**

Email: info@suranasethiahospital.in Web. : www.suranasethiahospital.com

Doppler Study:

- Diastolic dysfunction: Type I
- RVOT = Normal mm of Hg.
- LVOT = Normal mm of Hg.
- AR: NO MR: NO PR: NO TR: NO
- Peak / Mean across MV= Normal mm of Hg.
- Peak / mean across AV = 5 mm of Hg.
- MV PHT = Normal
- MVA by PHT = Normal square cm.
- AR PHT = Normal millisecond
- CWD across TV = Normal mm of Hg.
- PASP by TR jet = 34 mm of Hg.

Measurements:

	Measurement	Unit
Aorta		
LA	29	mm
AO	27	mm
ACS	19	mm
Mitral Valve		
Study		
Excursion D-E		mm
EF slop		mm/s
EPSS		mm

	Measurement	Unit
LV study		
IVsd	09	mm
LVIDd	50	mm
LVPWD	11	mm
IVSs	14	mm
LVIDs	22	mm
LVPWa	21	mm
EF %	60	%
% FS		%

A Social Venture of

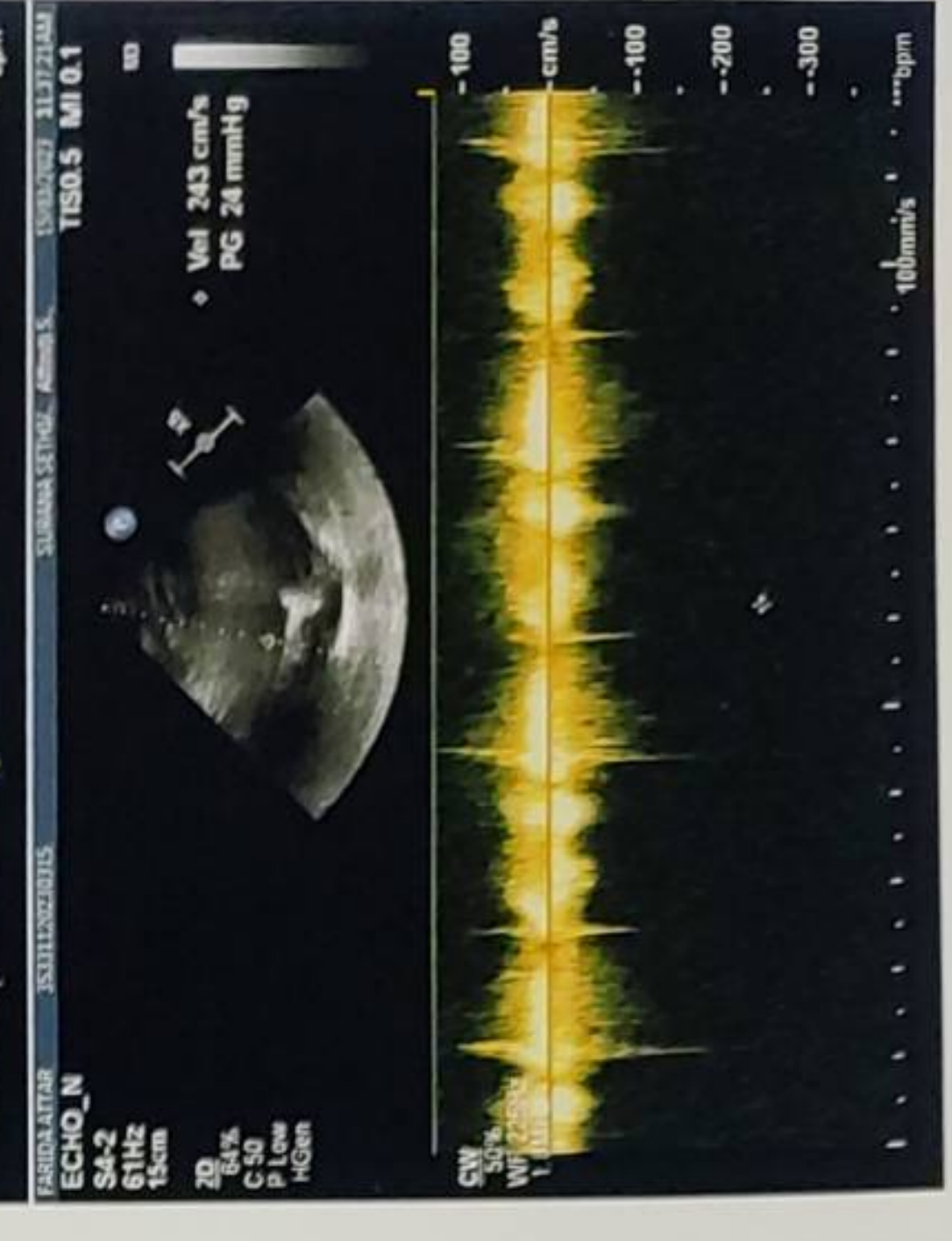
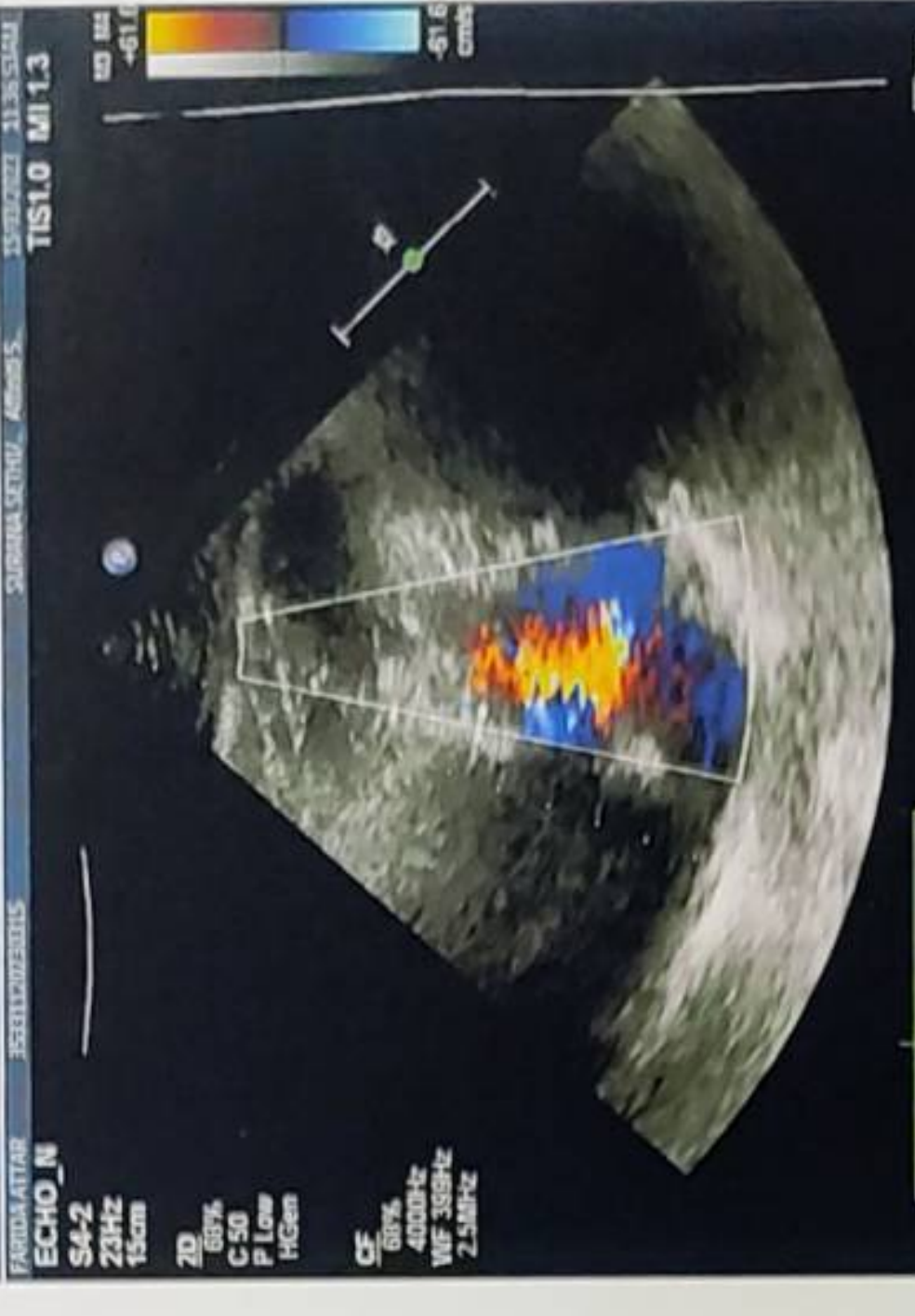
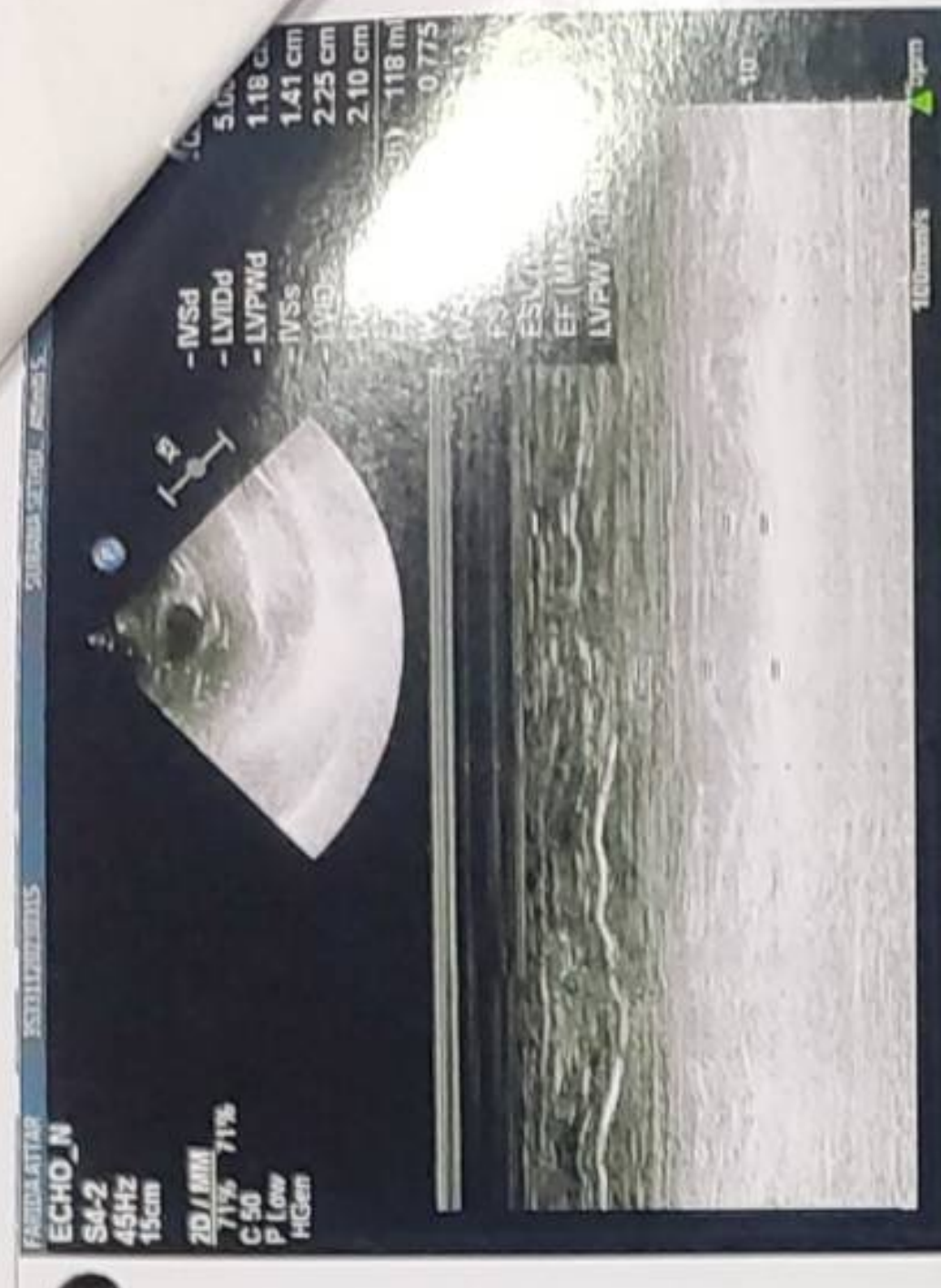
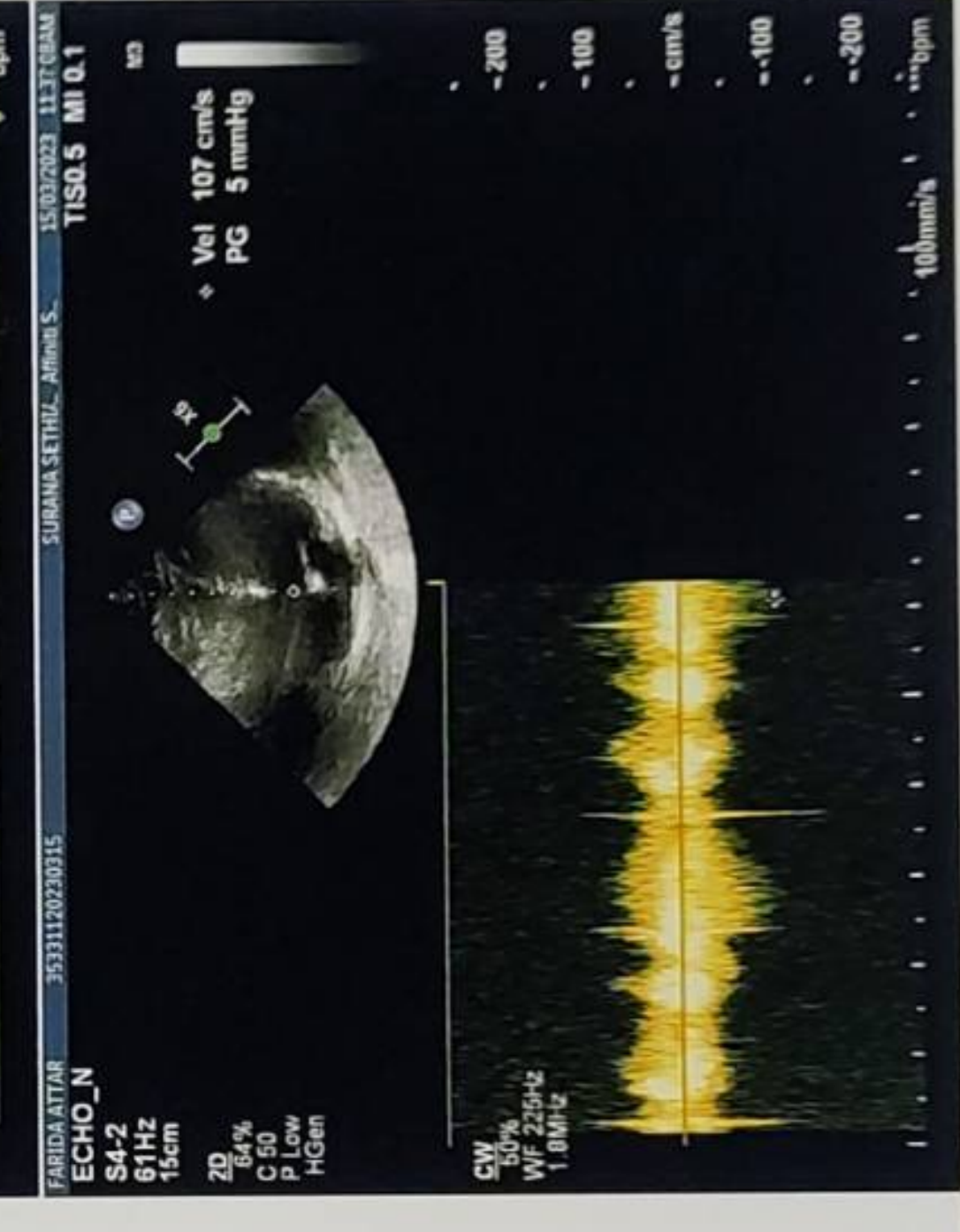
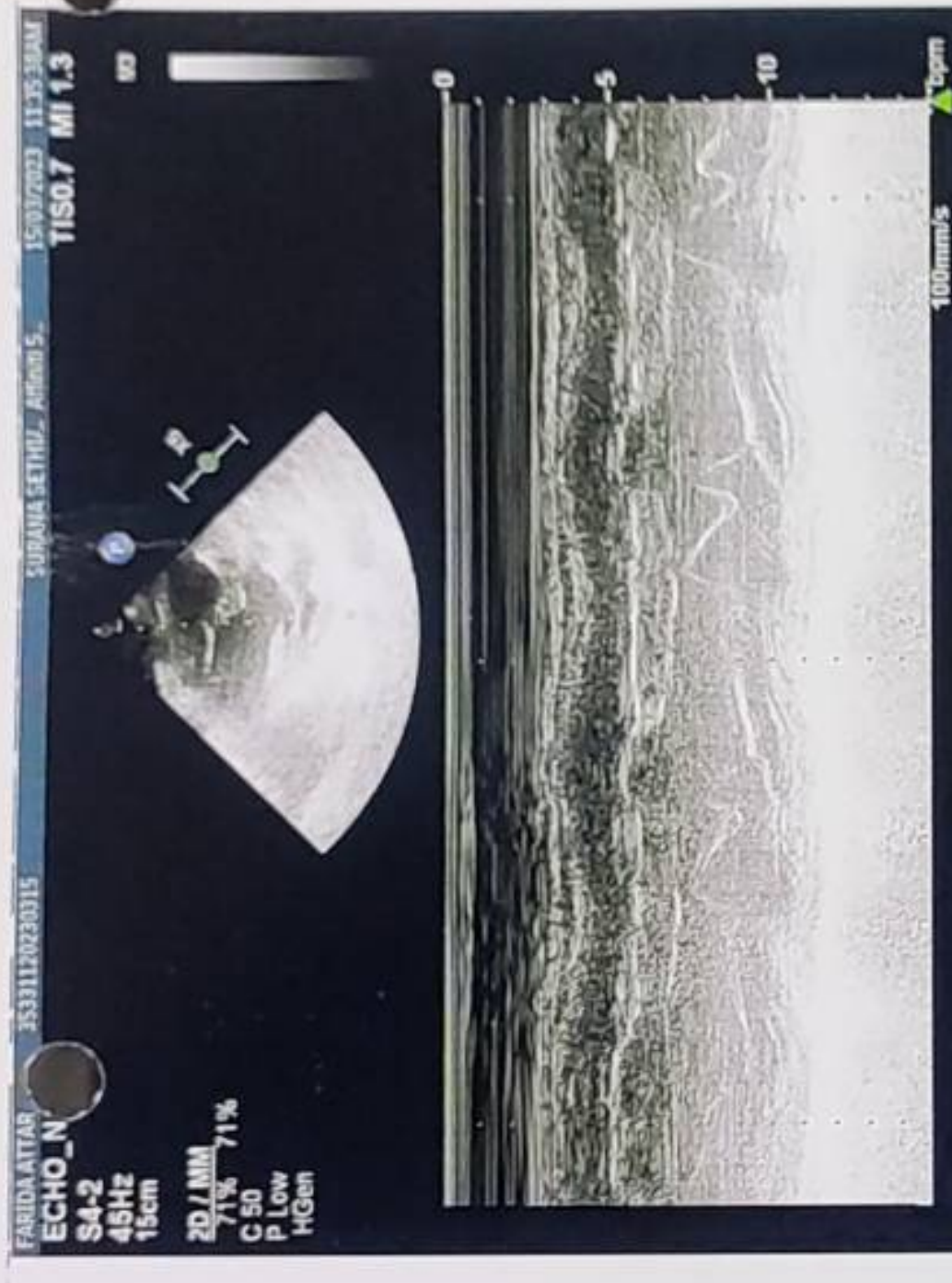
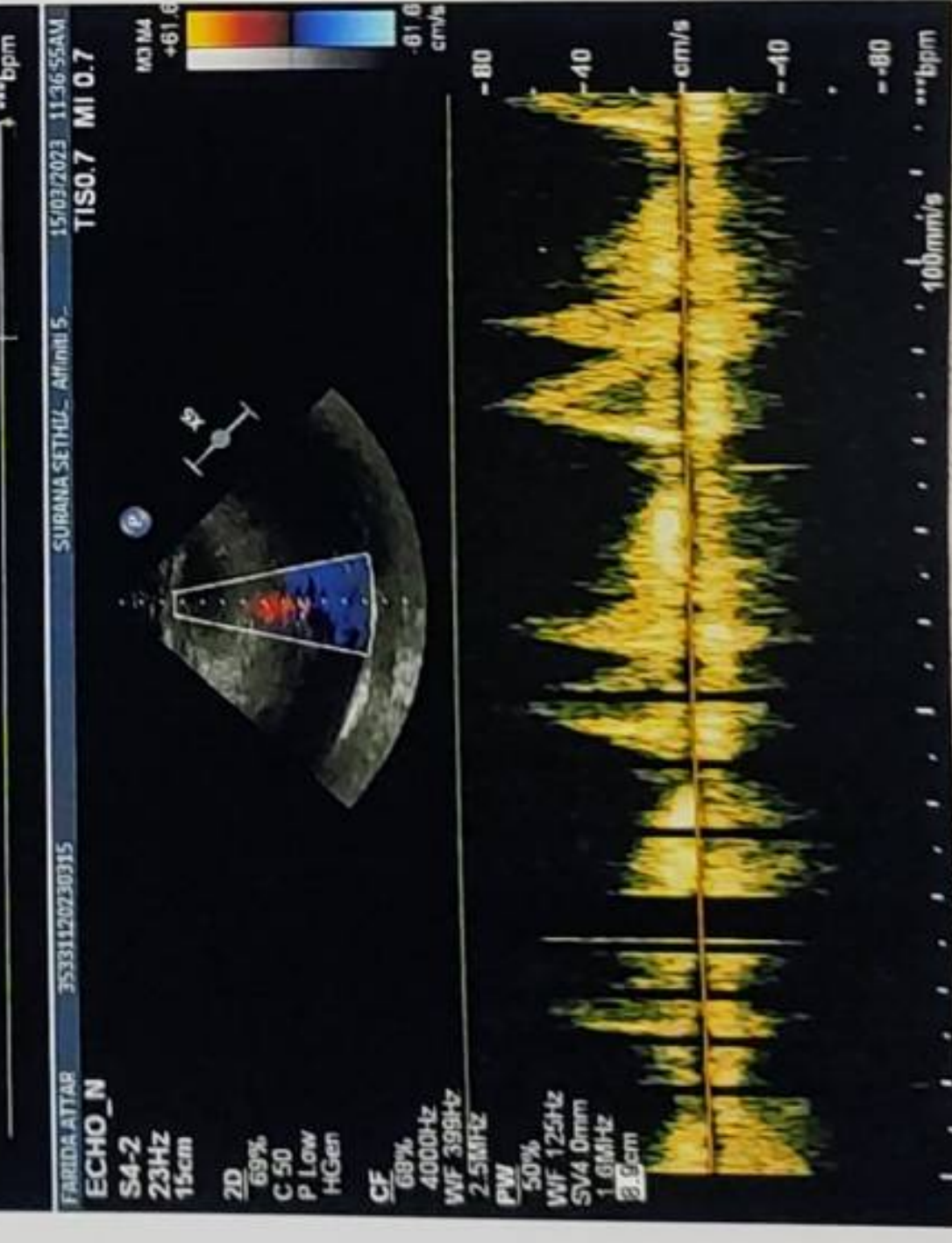
SURANA CHARITABLE TRUST

Regd. No. E 15635 With Charity Commissioner Mumbai

Income Exemption No. DIT (E) / MC / 80G / 524 / 2009 - 10. 12-A Registration No. TR/31324.

Sumannagar, Sion Trombay Road, Chembur, Mumbai - 400071 **Tel. : 022-3378 3378**

Email: info@suranasethiahospital.in Web.: www.suranasethiahospital.com



ID: 2

15-03-2023 9:39:00
SURANA HOSPITAL
CHEMBUR
MUMBAI

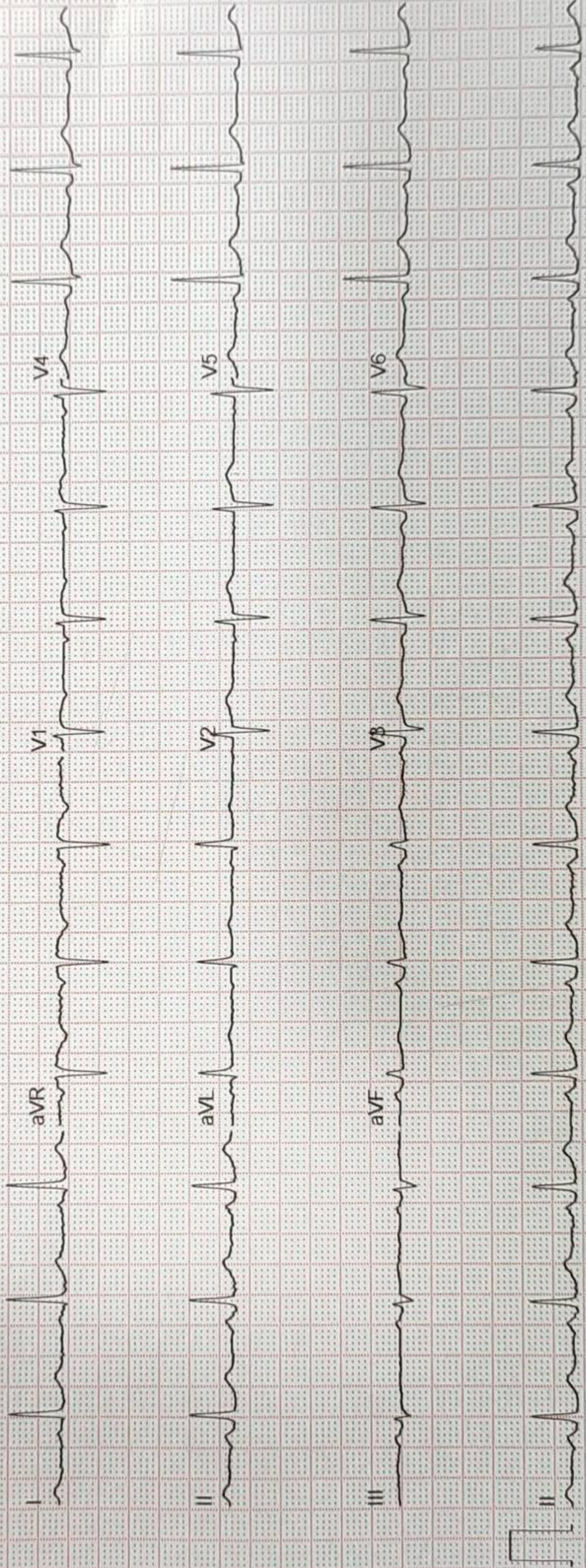
79 bpm

- / - mmHg

MRS. Farida Habib Abbas
Age - 53 / F
Bp - 130/80 mmHg
P - 80/min

Normal sinus rhythm
Normal ECG

QRS	74 ms
QT / QTcBaz	386 / 442 ms
PR	158 ms
P	102 ms
RR / PP	756 / 759 ms
P / QRS / T	69 / 26 / 53 degrees



ADS 0 20 Hz 50 Hz

25 mm/s 10 mm/mV

12SL™ V241

GE MAC2000 1.1

Unconfirmed
4x2.5x3_25_R1

R

MRS.FARIDA HABIB Female / 53 66.7 % Chest PA
Pat. ID. : OPD-1128149 Ref.Dr. BAK OF BARODA 15/03/2023 10:25:40 AM
SURANA SETHIA HOSPITAL, CHEMBUR, MUMBAI - 71.