

Dr. B. M. Agarwal
MBBS, DCP
Consultant Pathologist

FN

MR. ADITYA KUMAR DIXIT 30Y 566 CHEST, FRN P->A 14-Aug-21
DIWAKAR DIAGNOSTIC CENTRE, AREERA COLONY, BHOPAL





Pt Name :	Mr. Aditya Kumar Dixit
Age :	30y/M
Ref.By :	BOB
Lab. No. :	95
Date :	14/08/2021

EXAMINATION OF BLOOD

TEST	RESULT	NORMAL VALUE
Haemoglobin	15.2gms%	Female 12-16gms%, Male 14-18gms%
Red Cell count	5.0	4.5-5.6 million /cumm
Platelet Count	2.88	1.5-5.6 Lac/cumm
Leucocytes per. cu. mm	8600/cumm	5000-11000/cumm
Neutrophils	58%	50-70%
Lymphocytes	32%	20-40%
Eosinophils	06%	0-7%
Monocytes	04%	2-8%
PCV	43.5	37-47
MCV	81.2	76-96
MCH	30.5	27-32
MCHC	32.0	31-35
ESR	06	Male 0-9, Female 0-20mm/FHR
Blood Group	"B" Positive	By Slide Method
S. Bilirubin(Total)	0.79	0.2-1.0mg/dl
Direct	0.25	0.0-0.25mg/dl
Indirect	0.54	
SGOT	23.8	5-35U/L
SGPT	27.0	8-40U/L
Alk Phosphatase	7.2	3-13 KA units
S. Protein(Total)	7.1	6.0-8.0mg%
Albumin	4.2	3.7-5.3mg%
Globulin	3.3	1.5 to 3.5 mg%
AG Ratio	1.30	1.0-2.0
Blood Urea Nitrogen (BUN)	15.6	7-20 mg/dl
S. Creatinine	0.84	0.5-1.4mg/dl
S. Uric Acid	5.4	3.5-7.5mg%
GGTP	32.0	5-35 U/L/dl
Fasting Blood Sugar	75.9	Up to 110 mg%
Post Prandial Blood Sugar	123.8	100-250 mg%
Total Serum Cholesterol	161.0	100-250 mg%
Serum Triglyceride	128.0	Up to 150 mg%
Serum Cholesterol HDL	45.0	Up to 65 mg%
Serum Cholesterol LDL	90.4	Up to 125 mg%
VLDL	25.6	Up to 30 mg%
Glycosylated Hemoglobin	5.3	Below - 6.0% - Non Diabetic control
HBA1c		6-7% - Excellent control
		Above- 8% - Poor control

Pathologist

Dr. V. Agarwal
MBBS, DCP
Consultant Pathologist



All test have technical limitation. Collaborative clinic pathological interpretation is mandatory in case of disparity test may be repeated immediately. Typograph mistakes should be get correct instantly. This report is not valid for medico legal purpose.



Pt Name :	Mr. Aditya Kumar Dixit
Age :	30y/M
Ref.By :	BOB
Lab. No. :	95
Date :	14/08/2021
Skigram	X Ray Chest PA View
Radiologist	Dr. B.M.Agarwal MD (Radiology)

REPORT

Tricia Central

Thoracic cage normal

Both Lungs Field Clear.

Both hilers normal

Cardiac border normal

Both cp angles clear

Both domes and diaphragm normal

IMPRESSION

-NO CARDIO PULMONARY PATHOLOGY
-COORELATE WITH CLINICAL FINDINGS.



Dr. B. M. Agarwal
MD, Radiology
Consultant Radiologist
Radiologist

Pt Name :	Mr. Aditya Kumar Dixit
Age :	30y/M
Ref.By :	BOB
Lab. No. :	95
Date :	14/08/2021

URINE ANALYSIS

A. PHYSICALEXAMINATION		C. MICROSCOPIEXAMINATION	
1. Colour	Pale Yellow	Pus Cells	2-3/HPF
2. Appearance	Clear	R.B.C.	Nil
3. Specific Gravity	Q.N.S.	Epithelial Cell	1-2/HPF
B. CHEMICAL EXAMINATION		Cast	Nil
1. Reaction	Acidic	Crystals(Cal.Oxa)	Nil
2. Albumin	Nil	Bacteria	Nil
3. Sugar	Nil	Amorphous	Nil
4. Bile Salts	Absent	T. Vaginitis	Nil

URINE COTININE	Negative	By Card method
----------------	----------	----------------



Dr. B. M. Agarwal
MBBS DCP
Pathologist
Consultant Pathologist

All test have technical limitation. Collaborative clinic pathological interpretation is mandatory. This report is not valid for medico legal purpose

mistakes should be get correct instantly. In case of discrepancy test may be repeated immediately. Typographic

डिवाकर डायग्नोस्टिक सेंटर



E-7/636, पंजाब नेशनल बैंक के पास, धन रोड, अरुण कॉलोनी थापाल (म.प्र.)

पता: 0755-2464288, फोन: 9826340190
Mr. Aditya Kumar Dixit

Pt Name :	Mr. Aditya Kumar Dixit
Age :	30y/M
Ref.By :	BOB
Lab. No. :	95
Date :	14/08/2021

EXAMINATION OF BLOOD

TEST	RESULT	NORMAL VALUE
PSA	4.14 ng/ml.	0.21-6.77 ng/ml.



Dr. B. M. Agarwal
MBBS, DCP
Pathologist
Consultant Pathologist

All test have technical limitation. Collaborative clinic pathological interpretation is mandatory. In case of disparity test may be repeated immediately. Typographic mistakes should be get correct instantly. This report is not valid for medico legal purpose

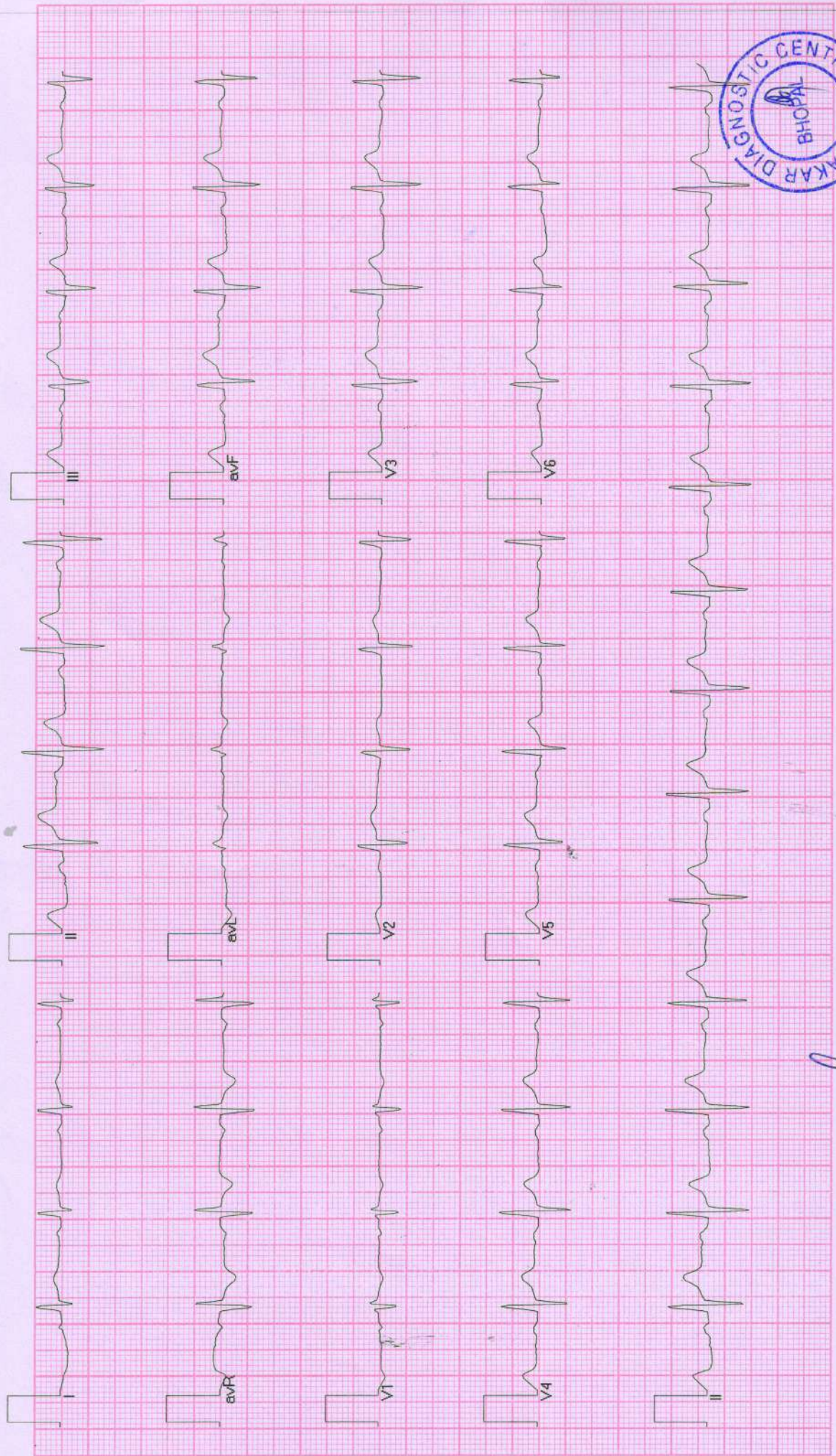
Allengers Global Healthcare Pvt Ltd.,

52 / MR. ADITYA KUMAR DIXIT / 30 Yrs / M / 170Cms. / 86Kgs.

Heart Rate : 78 bpm / Tested On : 14-Aug-21 11:37:15 / HF 0.05 Hz - LF 100 Hz / Notch 50 Hz / Sn 1.00 Cm/mV / Sw 25 mm/s

/ Refd By: BOB

ECG



BPL-DYNATRAC

Allengers ECG (Piscas)(PIS213180317)



Pt Name :	Mr. Aditya Kumar Dixit
Age :	30y/M
Ref.By :	BOB
Lab. No. :	95
Date :	14/08/2021

EXAMINATION OF BLOOD

Thyroid profile, Total (T3T4TSH)

TEST	RESULT	NORMAL VALUE
T3-Total	102.3	82-213 ng/dL
T4-Total	6.89	6.09-12.23ug/dL
THYROID STIMULATING HORMONE (TSH)	2.30	0.45-4.25uI/mL



Dr. B. M. Agarwal
MBBS DCP
Consultant Pathologist

All test have technical limitation. Collaborative clinic pathological interpretation is mandatory. This report is not valid for medico legal purpose mistakes should be get correct instantly.

In case of disparity test may be repeated immediately. Typographic

Diwakar Diagnostic Centre
E-7/636, Areera Colony, Bhopal

303 / MR ADITYA KUMAR DIXIT / 30 Yrs / M / 170 Cms / 86 Kg Date: 14-Aug-2021 Refd By : BOB

Report

(GEM213180307)(R)Allengers

AGHPPL

Report :

TEST OBJECTIVE	: ROUTINE CHECK UP
RISK FACTOR	: MALE
ACTIVITY	: MODERATE ACTIVE
OTHER INVESTIGATION	: ROUTINE BLOOD INVESTIGATION, X RAY
REASON FOR TERMINATION	: TEST COMPLETE, HEART RATE ACHIEVED
EXERCISE TOLERANCE	: GOOD
EXERCISE INDUCED ARRHYTHMIAS	: NO
HAEMODYNAMIC RESPONSE	: NORMAL
CHRONOTROPIC RESPONSE	: NORMAL
FINAL IMPRESSION	: STRESS TEST IS NEGATIVE FOR EXERCISE INDUCED ISCHAEMIC HEART DISEASE

AD



303 / MR ADITYA KUMAR DIXIT / 30 Yrs / M / 170 Cms / 86 Kg Date: 14-Aug-2021 Refd By : BOB

Stage	Time	Duration	Belt Speed (mph)	Elevation	METS	Rate	% THR Achieved	BP	RPP	PVC	Comments
Supine	00:17	0:01	00.0	00.0	01.0	78	41 %	120/80	093	00	
Standing	00:29	0:01	00.0	00.0	01.0	79	42 %	120/80	094	00	
HV	00:42	0:01	00.0	00.0	01.0	088	46 %	120/80	105	00	
Warm Up	00:59	0:03	01.7	10.0	01.1	080	42 %	120/80	096	00	
ExStart	01:02	0:06	01.7	10.0	01.1	080	42 %	120/80	096	00	
BRUCE Stage 1	04:02	3:00	01.7	10.0	04.7	117	62 %	130/80	152	00	
BRUCE Stage 2	07:02	3:00	02.5	12.0	07.1	139	73 %	140/90	194	00	
PeakEx	08:54	1:52	03.4	14.0	09.0	175	92 %	150/90	262	00	
Recovery	09:53	1:00	00.0	00.0	01.2	127	67 %	130/80	165	00	
Recovery	10:53	2:00	00.0	00.0	01.0	106	56 %	120/80	127	00	
Recovery	10:58	2:04	00.0	00.0	01.0	106	56 %	120/80	127	00	

Findings :

- Exercise Time : 07:53
- Max HR Attained : 175 bpm 92% of Target 190
- Max BP Attained : (S/s) 150/90
- Max Workload Attained : 9 Good response to induced stress
- Test End Reasons : Test Complete, Heart Rate Achieved

Diwakar Diagnostic Centre

303/MR ADITYA KUMAR DIXIT / 30 Yrs / M / 170 Cms / 86 Kg / HR : 78

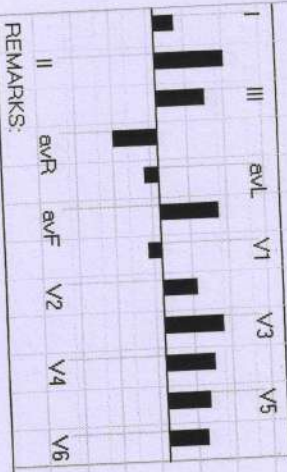

Date: 14-Aug-2021 11:38:03 AM METS: 1.0 / 78 bpm 41% of THR BP: 120/80 mmHg Raw ECG/ BLC On/ Notch On/ HF 0.05 Hz/ LF 20 Hz

EXTime 00:16 0.0 mph, 0.0%
25 mm/Sec 1.0 Cm/mV

SUPINE



4X 80 ms Post J



REMARKS:

(GEM213180307)(A)Allengers

303/MR ADITYA KUMAR DIXIT / 30 Yrs / M / 170 Cms / 86 Kg / HR : 79

Date: 14-Aug-2021 11:38:03 AM


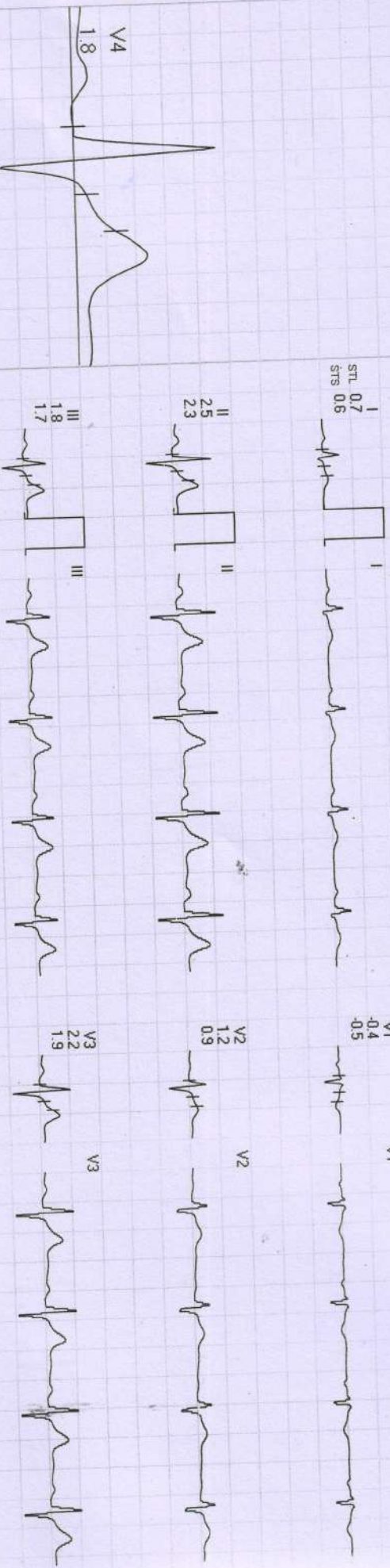
METS: 1.0/ 79 bpm 41% of THR BP: 120/80 mmHg

Raw ECG/ BLC Orig/ Notch Orig/ HF 0.05 Hz/ LF 20 Hz

ExTime: 00:28 0.0 mph, 0.0%

25 mm/Sec 1.0 Cm/mV

4X 80 ms Post J



REMARKS:

Diwakar Diagnostic Centre

303/MR ADITYA KUMAR DIXIT 130 Yrs / M / 170 Cms / 86 Kg / HR : 88

Date: 14-Aug-2021 11:38:03 AM

METS: 1.0 / 88 bpm 46% of THR BP: 120/80 mmHg


Raw ECG/ BLC On/ Notch On/ HF 0.05 Hz/LF 20 Hz

ExtTime: 00:41 0.0 mph, 0.0%

25 mm/Sec. 1.0 Cm/mV

HV
ACIPL

4X 80 mS Post J



I
STL 0.6
STS 0.5



V1
-0.3
-0.5



II
1.5
1.5



V2
0.9
0.5



III
0.9
0.9



V3
1.3
1.1



avR
-1.0
-1.0



V4
1.1
1.0



avL
-0.2
-0.2



V5
1.0
0.9



avF
1.2
1.2



V6
1.0
0.9



REMARKS:

I
II
III
avR
avL
avF
V1
V2
V3
V4
V5
V6

(GEM213180307)(A)Allengers

Diwakar Diagnostic Centre

303/MR ADITYA KUMAR DIXIT / 30 Yrs / M / 170 Cms / 86 Kg / HR : 83

Date: 14-Aug-2021 11:38:03 AM

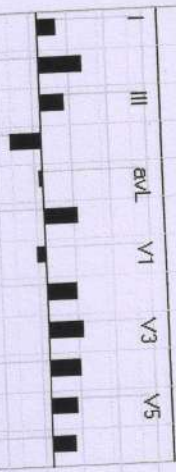
METS: 1.0/83 bpm 43% of THR BP: 120/80 mmHg Raw ECG BLC On/Notch On/ HF 0.05 Hz/LF 20 Hz

EXTime: 00:58 1.0 mph 0.0%
25 mm/Sec. 1.0 Cm/mv

WARM UP

ACIPL

4X 80 mS Post J



REMARKS:
II aVR aVF V2 V4 V6

(GEM213180307)(A)Allengers

Diwakar Diagnostic Centre

303 / MRADITYA KUMAR DIXIT / 30 Yrs / M / 170 Cms / 86 Kg / HR : 80

Date: 14-Aug-2021 11:38:03 AM

METS: 1.0 / 80 bpm 42% of THR BP: 120/80 mmHg

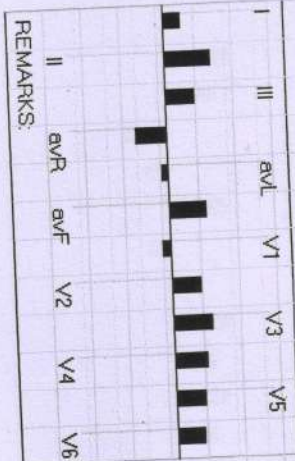
Raw ECG/ BLC On/ Notch On/ HF 0.05 Hz/LF 20 Hz

ExTime: 00:00 0.0 mph 0.0%
25 mm/Sec 1.0 Cm/mV

ExStrt

ACHPL

4X 80 mS Post J



REMARKS:

(GEM213180307)(A)Allengers



303 / MR ADITYA KUMAR DIXIT / 30 Yrs / M / 170 Cms / 86 Kg / HR : 117

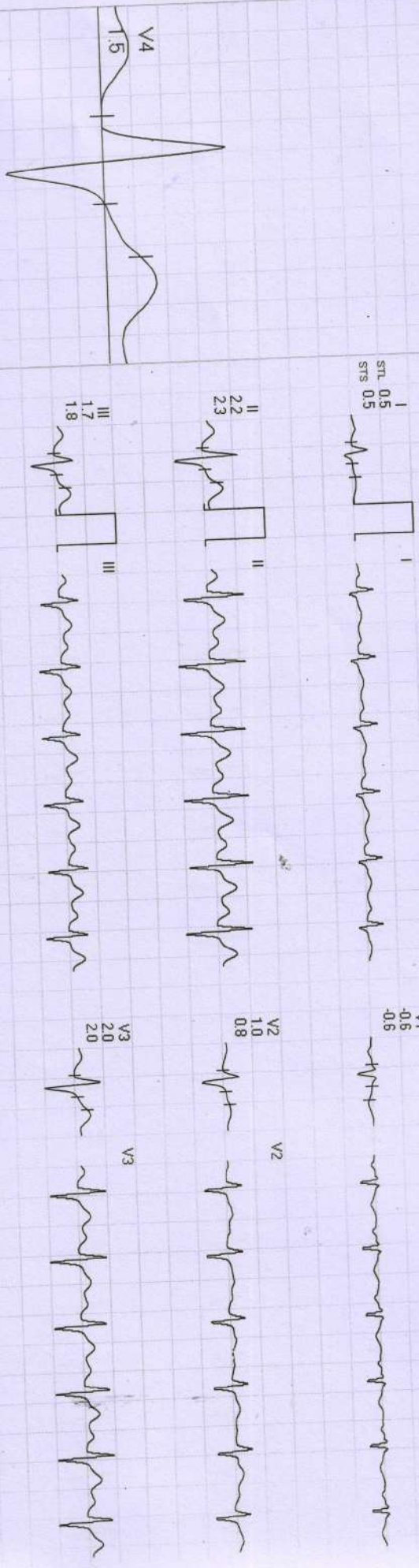
Date: 14-Aug-2021 11:38:03 AM

METS: 4.7 / 117 bpm 61% of THR BP: 130/80 mmHg Raw ECG/ BLC On/ Notch On/ HF 0.05 Hz/ LF 20 Hz

EXTime: 03:00 1.7 mph, 10.0%

25 mm/Sec. 1.0 Cm/mV

4X 80 mS Post J



Lead	STL	STS
I	0.5	0.5
II	2.2	2.3
III	1.7	1.8
aVR	-1.3	-1.4
aVL	-0.6	-0.6
aVF	2.0	2.0
V1	-0.6	-0.6
V2	1.0	0.8
V3	2.0	2.0
V4	1.5	1.8
V5	1.9	2.2
V6	1.4	1.7

REMARKS:

Diwakar Diagnostic Centre

303 / MR ADITYA KUMAR DIXIT / 30 Yrs / M / 170 Cms / 86 Kg / HR : 139

Date: 14-Aug-2021 11:38:03 AM

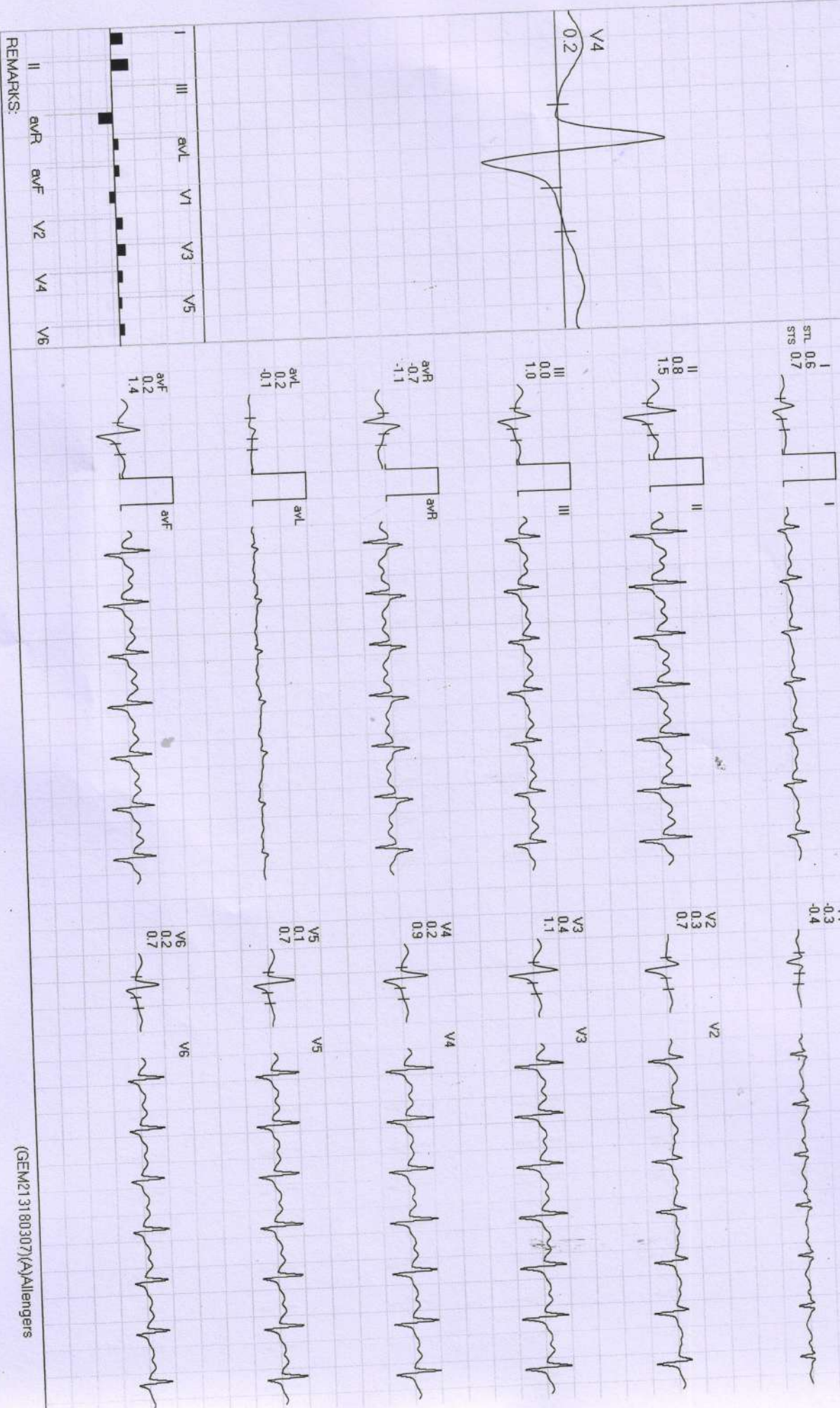
METS: 7.1 / 139 bpm 73% of THR BP: 140/90 mmHg Raw ECG/ BLC On/ Notch On/ HF 0.05 Hz/LF 20 Hz

EXTime 06:00 2.5 mph 12.0%
25 mm/Sec. 1.0 Cm/mV

BRUCE : Stage 2 (03:00)



4X 60 mS Post J



REMARKS:

Diwakar Diagnostic Centre

303/MR ADITYA KUMAR DIXIT / 30 Yrs / M / 170 Cms / 86 Kg / HR : 175


Date: 14-Aug-2021 11:38:03 AM METS: 9.0/175 bpm 92% of THR BP: 150/90 mmHg Rew ECG/ BLC On/ Natch On/ HF 0.05 Hz/ LF 20 Hz

EXTime: 07:52 3.4mph, 14.0%
25 mm/Sec 1.0 Cm/mV

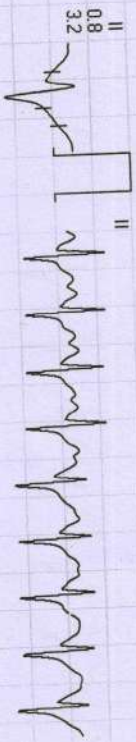
PeakEx



4X 60 ms Post J



I
STL 0.2
STS 0.5



II
0.8
3.2



III
0.3
2.5



aVR
-0.5
-1.8



aVL
-0.1
-1.0




aVF
0.7
2.9



V1
-0.4
-1.0



V2
0.3
0.5



V3
0.0
1.3



V4
-0.4
0.8



V5
-0.5
0.5



V6
-0.4
0.5



REMARKS:



303/MR ADITYA KUMAR DIXIT /30 Yrs /M /170 Cms /86 Kg /HR : 127


EXTime: 07:52 0.0 mph, 0.0%

Date: 14-Aug-2021 11:38:03 AM

METS: 1.1/127 bpm 66% of THR BP: 130/80 mmHg Raw ECG/ BLC On/ Notch On/ HF 0.05 Hz/LF 20 Hz

25 mm/Sec. 1.0 Cm/mV

4X 80 mS Post J



I
STL 1.1
STS 1.5



VI
-0.8
-1.0



II
3.5
4.5



V2
2.1
2.2



III
2.4
3.0



V3
2.9
3.6



avR
-2.3
-3.0



V4
2.4
3.2



avL
-0.4
-0.7



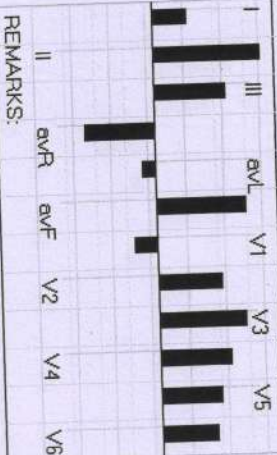
V5
2.0
2.7



avF
3.0
3.8



V6
1.9
2.4



REMARKS:

Diwakar Diagnostic Centre

303/MR ADITYA KUMAR DIXIT /30 Yrs /M /170 Cms /86 Kg /HR : 106

Date: 14-Aug-2021 11:38:03 AM

METS: 1.0/106 bpm 55% of THR BP: 120/80 mmHg


Raw ECG/ BLC On/ Notch On/ HF 0.05 Hz/LF 20 Hz

EXTime: 07:52 0.0 mph, 0.0%
25 mm/Sec. 1.0 Cm/mV

Recovery : (02:00)

AGHPD

4X 80 mS Post J



I
STL 08
STS 10



V1
-09
-11



II
28
37



V2
13
14



III
21
27



V3
22
29



aVR
-18
-24



V4
20
26



aVL
-06
-08



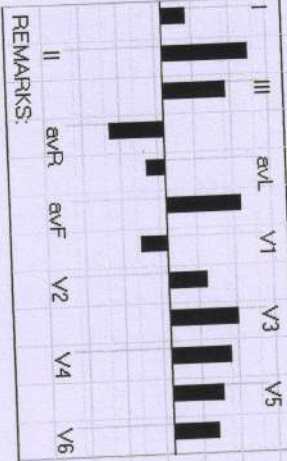
V5
17
22



aVF
25
32



V6
15
20



REMARKS:

(GEM21 31 80307)/(A)Allengers