

REVIVAL DIAGNOSTICS



HEALTH CHECK-UP SUMMARY

Name : Nayan Patel

Date: 07/12/2022

Email ID :

Sex : M Age : 45 Years Contact No: 9429059608 Remarks :

Under-weight	-
Normal	✓
Over-weight	-

i> BMI

Height (in Cm) : 164	Weight (in Kg) : 65	BMI: 24.02
----------------------	---------------------	------------

ii> Blood Pressure & Pulse

120/80 mm/hg
79/min; Regual

If high or low, whether the person is on medication : YES / NO

iii> Blood Tests & Lung Function Remarks

RS }
CVS }
CNS }

If abnormal, whether the person is on medication : YES / NO

iv> Eye Test Remarks

Eye Test : L / 6/6 R NO - Artificial eye.
Color Vision: 2

v> Heart Disease

Whether any specific heart ailment detected (ECG findings) :
— normal —

vi> Any other problems needing attention / Overall Assessment :

— no —

C.K. Patel
Dr. Chirag Patel
M.B.B.S. G-49432

Signature of the Doctor

Revival Diagnostic

Laboratory Test Result are Subject to technical limitation and should be clinically correlate for final diagnosis

4th Floor, Aqua Corridor, Hazira Road, Adajan Paal, Surat-395009 Mo. 91062-28601

0261 2747788 revivaldiagnostics.surat@gmail.com www.revivaldiagnostics.com

This medical report is not intended for medico-legal purposes.

Ⓢ Mydms



NAME: Nayan Patel SEX: M
BIRTHDATE: 11/03/1977 AGE: 45

DEPARTMENT OF OPHTHALMOLOGY

EYE TEST:

1. VISION:

RIGHT EYE - no vision (Artificial eye fixed)
LEFT EYE - 6/6

2. COLOR VISION:

RIGHT EYE - (P)
LEFT EYE - (P)

3. FUNDUS:

RIGHT EYE - (P)
LEFT EYE - (P)

REMARKS:

(P) Patel

Revival Diagnostic
401, Aqua Corridor,
B/s. Star Bazar, Surat-395009
Mo. 91062-28601
Ophthalmologist/Optomtrist

Laboratory Test Result are Subject to technical limitation and should be clinically correlate for final diagnosis



Dental Assessment Form

NAME

Nayan K. Patel

DATE

07/12/2022

AGE

45

SEX

M

* CHIEF COMPLAINT

- A CLINICAL FEATURES :- normal
- 1 CAVIES :- (L) Lower 1st molar
- 2 MISSING TOOTH :- (L) Lower 2nd molar
- 3 MALOCCLUSION :- -
- 4 FILLING :- (R) Lower all 3 molar + (L)
- B DIAGNOSIS :- normal
- C PERSONAL HISTORY :- Hygiene
- D PROVISIONAL D/G :- normal
- E MEDICAL HISTORY :- Filling + Extraction
- F FINAL D/G :- (N)
- G TREATMENT PLAN :- NO

CLINT SIGN

(N) [Signature]

Revival Diagnostic
DOCTOR SIGN
401, Aqua Corridor,
B/s. Star Bazar, Surat-395009
Mo. 91062-28601

Laboratory Test Result are Subject to technical limitation and should be clinically correlate for final diagnosis

4th Floor, Aqua Corridor, Hazira Road, Adajan Pal, Surat-395009.

☎ 0261 2747788, 9825947712 ✉ revivaldiagnostics.surat@gmail.com 🌐 www.revivaldiagnostics.com

This medical report is not intended for medico-legal purposes.



Name	NAYAN K PATEL	Age/Gender	45Yrs/Male
Reg No.	3818/22	Receipt No	3519
Referred By	BOB - MEDI WHEEL(PKG10000240)	Mode of Payment	CREDIT
Collection Type	CENTER	Collection DateTime	07-Dec-2022 08:14 AM

BLOOD GROUP - 07122213 Released at 07-Dec-2022 01:37 PM

Parameter	Result	Biological Ref.Range	Method
-Blood Group	"O"		
-Rh Factor	POSITIVE		

CBC - 07122212 Released at 07-Dec-2022 01:41 PM

Parameter	Result	Biological Ref.Range	Method
-Haemoglobin	14.5 gm/dL	(13.5 - 18 gm/dL)	Auto
-RBC Count	5.12 mill/cumm	(4.6 - 6.2 mill/cumm)	Auto
-Total WBC Count	4400 /cumm	(4000 - 10000 /cumm)	Auto
-Platelet Count	1.99 lakh/cumm	(1.5 - 4.5 lakh/cumm)	Auto

Blood Indices

-HCT	45.0 %	(40 - 55 %)	Auto
-MCV	87.8 fl	(80 - 92 fl)	Auto
-MCH	28.2 pg	(27 - 31 pg)	Auto
-MCHC	32.1 gm/dL	(32 - 36 gm/dL)	Auto
-RDW	12.7 %	(11 - 15 %)	Auto

Diff WBC Count

-Polymorphs	43 %	(40 - 80 %)	Microscopically
-Lymphocytes	50 %	H (20 - 40 %)	Microscopically
-Eosinophils	05 %	(1 - 6 %)	Microscopically
-Monocytes	02 %	(2 - 7 %)	Microscopically
-Basophils	00 %	(0 - 1 %)	Microscopically
-PLATELET ON SMEAR	Adequate		Microscopically
-MALARIAL PARASITES	Malarial Parasites Not Detected		Microscopically

[Test performed on Fully Automated Hematology Analyzer ERBA H-360]

Revival Diagnostics

401-Aqua Corridor,
Beside Star Bazar, Adajan,
Surat-395009. Mo. 9825947712

Dr. Shivangi Gandhi
M.B.B.S, M.D (Pathology)

Laboratory Test Result are Subject to technical limitation and should be clinically correlate for final diagnosis

4th Floor, Aqua Corridor, Hazira Road, Adajan Pal, Surat-395009.

0261 2747788, 9825947712 revivaldiagnostics.surat@gmail.com www.revivaldiagnostics.com

This medical report is not intended for medico-legal purposes.



Name	NAYAN K PATEL	Age/Gender	45Yrs/Male
Reg No.	3818/22	Receipt No	3519
Referred By	BOB - MEDI WHEEL(PKG10000240)	Mode of Payment	CREDIT
Collection Type	CENTER	Collection DateTime	07-Dec-2022 08:14 AM

ESR - 07122212 Released at 07-Dec-2022 02:04 PM

Parameter	Result	Biological Ref.Range	Method
-E.S.R	04 mm/hr	(1 - 10 mm/hr)	



Revival Diagnostics

401-Aqua Corridor,
Beside Star Bazar, Adajan,
Surat-395009. Mo. 9825947712

Dr. Shivangi Gandhi

M.B.B.S, M.D (Pathology)

Laboratory Test Result are Subject to technical limitation and should be clinically correlate for final diagnosis

📍 4th Floor, Aqua Corridor, Hazira Road, Adajan Pal, Surat-395009.

☎ 0261 2747788, 9825947712 ✉ revivaldiagnostics.surat@gmail.com 🌐 www.revivaldiagnostics.com

This medical report is not intended for medico-legal purposes.



Name	NAYAN K PATEL	Age/Gender	45Yrs/Male
Reg No.	3818/22	Receipt No	3519
Referred By	BOB - MEDI WHEEL(PKG1000240)	Mode of Payment	CREDIT
Collection Type	CENTER	Collection DateTime	07-Dec-2022 08:14 AM

FBS & PPBS - 07122217 Released at 07-Dec-2022 02:03 PM

Parameter	Result	Biological Ref.Range	Method
-Fasting Blood Sugar (FBS)	86 mg/dL	70-100 mg/dl Impaired Tolerance:100-125 Diabetes Mellitus:>=126 (On more than one occasion) (American diabetes association guidelines 2022)	
-Fasting Urine Sugar	Absent		
-Fasting Urine Acetone	Absent		
-PPBS	110 mg/dL	(90 - 140 mg/dL)	
-PP2BS URINE SUGAR	Absent		
-PP2BS URINE ACETONE	Absent		

HBA1C - 07122212 Released at 07-Dec-2022 02:04 PM

Parameter	Result	Biological Ref.Range	Method
-HBA1C	5.4 %	HbA1C Degree of Glucose Control <5.6 % Non Diabetics 5.7 - 6.4 % Prediabetics > =6.5 % Diabetics (REF:Wallace, 11th Edition) REMARKS: 6 - 7 % Excellent Control 7 - 8 % Good Control 8 - 10 % Unsatisfactory Control >10 % Poor Control	Boronate Affinity

-Method[]	High Performance Liquid Chromatography (HPLC)
-----------	---

Revival Diagnostics
401-Aqua Corridor,
Beside Star Bazar, Adajan,
Surat-395009. Mo. 9825947712
Dr. Shivangi Gandhi
M.B.B.S, M.D (Pathology)

Laboratory Test Result are Subject to technical limitation and should be clinically correlate for final diagnosis

4th Floor, Aqua Corridor, Hazira Road, Adajan Pal, Surat-395009.

0261 2747788, 9825947712 revivaldiagnostics.surat@gmail.com www.revivaldiagnostics.com

This medical report is not intended for medico-legal purposes.



Name	NAYAN K PATEL	Age/Gender	45Yrs/Male
Reg No.	3818/22	Receipt No	3519
Referred By	BOB - MEDI WHEEL(PKG10000240)	Mode of Payment	CREDIT
Collection Type	CENTER	Collection DateTime	07-Dec-2022 08:14 AM

LIVER FUNCTION TEST (LFT) - 07122213 Released at 07-Dec-2022 02:03 PM

Parameter	Result	Biological Ref.Range	Method
-Serum Total Bilirubin	0.5 mg/dL	(0 - 1.3 mg/dL)	Diazo
-Serum Direct Bilirubin	0.2 mg/dL	(0 - 0.4 mg/dL)	Diazo
-Serum InDirect Bilirubin	0.3 mg/dL	(0.1 - 1.3 mg/dL)	Calculated
-Total Protein (TP)	6.4 gm/dL	(6.4 - 8.3 gm/dL)	Biuret
-Albumin (ALB)	4.1 gm/dL	(3.5 - 5.2 gm/dL)	BCG
-Globulin	2.3 gm/dL	(2.3 - 3.6 gm/dL)	Calculated
-A/G Ratio	1.78 gm/dL	(1 - 2.3 gm/dL)	Calculated
-SGPT(ALT)	25 U/L	(5 - 45 U/L)	IFCC, Kinetic without Pyridoxal Phosphate
-SGOT (AST)	26 U/L	(0 - 35 U/L)	IFCC, Without Pyridoxal Phosphate
-Alkaline Phosph.	80 U/L	(42 - 128 U/L)	ALP-AMP
-GGT	27 U/L	(5 - 50 U/L)	Glupa-C

[Test performed on Fully Automated Biochemistry Analyzer ERBA EM200]

REVIVAL
DIAGNOSTICS

Revival Diagnostics
401-Aqua Corridor,
Beside Star Bazar, Adajan,
Surat-395009. Mo. 9825947712
Dr. Shivangi Gandhi
M.B.B.S, M.D (Pathology)

Laboratory Test Result are Subject to technical limitation and should be clinically correlate for final diagnosis

4th Floor, Aqua Corridor, Hazira Road, Adajan Pal, Surat-395009.

0261 2747788, 9825947712 revivaldiagnostics.surat@gmail.com www.revivaldiagnostics.com

This medical report is not intended for medico-legal purposes.



Name	NAYAN K PATEL	Age/Gender	45Yrs/Male
Reg No.	3818/22	Receipt No	3519
Referred By	BOB - MEDI WHEEL(PKG10000240)	Mode of Payment	CREDIT
Collection Type	CENTER	Collection DateTime	07-Dec-2022 08:14 AM

Creatinine - 07122213 Released at 07-Dec-2022 02:04 PM

Parameter	Result	Biological Ref.Range	Method
-Creatinine	0.8 mg/dL	(0.6 - 1.4 mg/dL)	ENZYMATIC

BUN - 07122213 Released at 07-Dec-2022 02:04 PM

Parameter	Result	Biological Ref.Range	Method
-Blood Urea Nitrogen (BUN)	12 mg/dL	(6 - 20 mg/dL)	Calculated

Uric Acid - 07122216 Released at 07-Dec-2022 02:04 PM

Parameter	Result	Biological Ref.Range	Method
-Uric Acid	5.6 mg/dL	(3.5 - 7.2 mg/dL)	Uricase-POD



Name	NAYAN K PATEL	Age/Gender	45Yrs/Male
Reg No.	3818/22	Receipt No	3519
Referred By	BOB - MEDI WHEEL(PKG1000240)	Mode of Payment	CREDIT
Collection Type	CENTER	Collection DateTime	07-Dec-2022 08:14 AM

Lipid Profile - 07122213 Released at 07-Dec-2022 02:04 PM

Parameter	Result	Biological Ref.Range	Method
-Serum Cholesterol	188 mg/dL	Desirable < 200 mg/dl Borderline High : 200-239 mg/dl High : > 240 mg/dl	CHOD-PAP
-Serum Triglyceride	92 mg/dL	Normal < 150 mg/dl Borderline High : 150 - 159 mg/dl High : 200 - 499 mg/dl Very High : 500 mg/dl	GPO-POD Method
-Serum HDLD(Direct)	43 mg/dL	Normal :> 55 mg/dl Borderline : 35-55 mg/dl Undesirable: < 35 mg/dl	PVS-PEGME Precipitation with CHOD-POD
-Serum VLDL	18 mg/dL	(5 - 30 mg/dL)	Calculated
-Serum LDLD(Direct)	127 mg/dL	Optimal:< 100 mg/dl Above Optimal : 100- 129 mg/dl Borderline High : 130-159 mg/dl High : > 160-189mg/dl Very High : >190 mg/dl	Calculated
-Chol/HDL	4.37	Low risk: <3.8 Medium Risk: 3.8 to 5.9 High Risk: > 6	Calculated
-LDL/Chol	1.48	Low risk: <3.55 Medium Risk: 3.55 to 4.0 High Risk: > 6	Calculated

[Test performed on Fully Automated Biochemistry Analyzer ERBA EM200]

Revival Diagnostics
401-Aqua Corridor,
Beside Star Bazar, Adajan,
Surat-395009. Mo. 9825947712
Dr. Shivangi Gandhi
M.B.B.S, M.D (Pathology)

Laboratory Test Result are Subject to technical limitation and should be clinically correlate for final diagnosis

4th Floor, Aqua Corridor, Hazira Road, Adajan Pal, Surat-395009.

0261 2747788, 9825947712 revivaldiagnostics.surat@gmail.com www.revivaldiagnostics.com

This medical report is not intended for medico-legal purposes.



Name	NAYAN K PATEL	Age/Gender	45Yrs/Male
Reg No.	3818/22	Receipt No	3519
Referred By	BOB - MEDI WHEEL(PKG1000240)	Mode of Payment	CREDIT
Collection Type	CENTER	Collection DateTime	07-Dec-2022 08:14 AM

Urine Routine & Micro Examination - 07122215 Released at 07-Dec-2022 01:22 PM

Parameter	Result	Biological Ref.Range	Method
<u>Physical Examination</u>			
-Quantity	30		Manual
-Colour	Pale Yellow	Pale Yellow	Manual
-Appearance	Clear	Clear	Manual
-Reaction (pH)	Acidic		Dipstick
-Specific Gravity	1.025		Dipstick
<u>Chemical Examination</u>			
-Proteins.	Absent		Dipstick
-Sugar	Absent		Dipstick
-Acetone.	Absent		Dipstick
-Bile Salts	Absent	Absent	Dipstick
-Bile Pigments	Absent	Absent	Dipstick
-Occult Blood Test (OBT).	Negative		Dipstick
<u>Microscopic Examination</u>			
-Pus Cells	1-2		Microscopically
-Red Blood Cells	Absent		Microscopically
-Epithelial Cells	Occasional		Microscopically
-Bacteria.	Absent		Microscopically
-Crystals	Absent	Absent	Microscopically
-Others	NIL	Absent	Microscopic Examination

Revival Diagnostics

401-Aqua Corridor,
Beside Star Bazar, Adajan,
Surat-395009, Mo. 9825947712

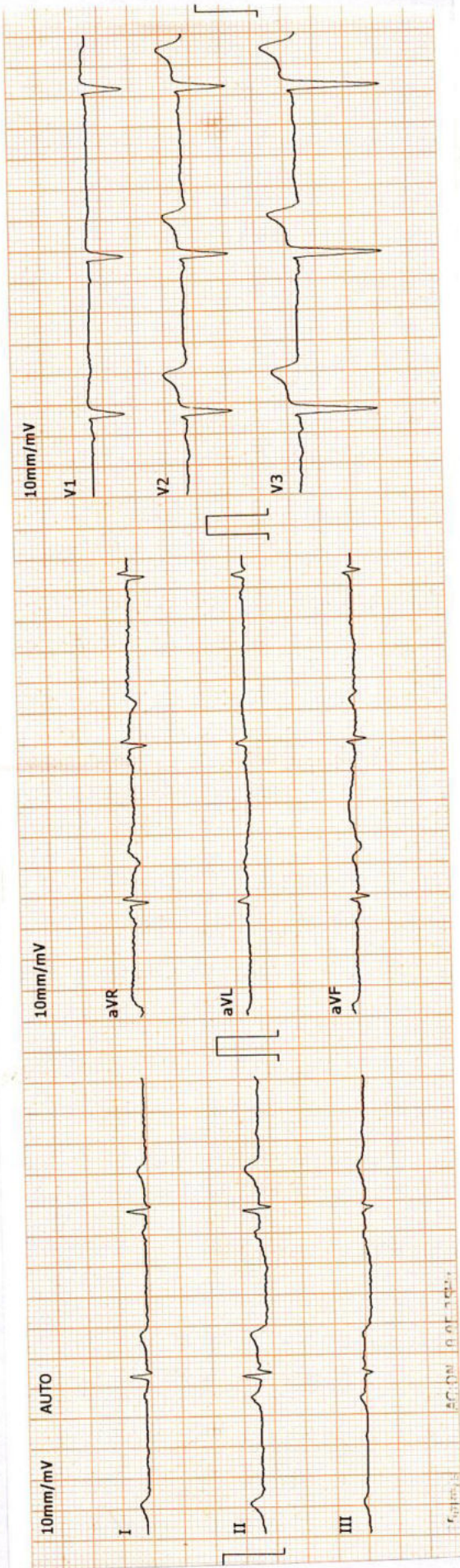
Dr. Shivangi Gandhi
M.B.B.S, M.D (Pathology)

Laboratory Test Result are Subject to technical limitation and should be clinically correlate for final diagnosis

📍 4th Floor, Aqua Corridor, Hazira Road, Adajan Pal, Surat-395009.

☎ 0261 2747788, 9825947712 ✉ revivaldiagnostics.surat@gmail.com 🌐 www.revivaldiagnostics.com

This medical report is not intended for medico-legal purposes.



2022-12-7 8:31:35 ID: 00003725

ID Card: _____ Gender: Male
 Name: NAYAN Height(cm): 145
 Age: 45 BP(mmHg): /
 Weight(Kg): 55

HR: bpm 56
 P-R: ms 170
 Q-R-S: ms 106
 QT/QTc: ms 396/380
 P/QRS/T AXES: deg 64/5/64
 RV5/SV1: mV 0.59/0.55
 RV5+SV1: mV 1.14

*The result must be confirmed by doctor!
 Report Confirmed by: _____


10mm/mV I II III aVR aVL aVF V1 V2 V3 V4 V5 V6 25mm/s

Revival Diagnostics
 4010 Arque Road,
 B/S/S. State Bank Building,
 M.O. 9105228501

DR. ADITI PATEL
 M.B.B.S., CARDIUM
 CLINICAL CARDIOLOGIST
 REG.NO.G-42901

REVIVAL

DIAGNOSTICS



Name	NAYAN K PATEL	Age/Gender	45Yrs/Male
Reg No.	3818/22	Receipt No	3519
Referred By	BOB - MEDI WHEEL(PKG10000240)	Mode of Payment	CREDIT
Collection Type	CENTER	Collection DateTime	07-Dec-2022 08:17 AM

ECG

- REPORT :

1. Sinus bradycardia .
2. Heart rate is 56 beats per minute.
3. Normal P,QRS,T wave axis.
4. Normal PR,QRS,Q.T. Duration.
5. No pathological q wave or ST-T changes seen.
6. No evidence of chamber hypertrophy or enlargement seen.

IMPRESSION : ECG WITHIN NORMAL LIMITS

Revival Diagnostic
401, Aqua Corridor,
B/s. Star Bazar, Surat-395009
Mo. 91062-28601

DR. ADITI PATEL Signature
M.B.B.S., D. CARD (MUM)
CLINICAL CARDIOLOGIST
REG.NO.G-42901

Laboratory Test Result are Subject to technical limitation and should be clinically correlate for final diagnosis

📍 4th Floor, Aqua Corridor, Hazira Road, Adajan Pal, Surat-395009.

☎ 0261 2747788, 9825947712 ✉ revivaldiagnostics.surat@gmail.com 🌐 www.revivaldiagnostics.com

This medical report is not intended for medico-legal purposes.



2D-ECHOCARDIOGRAPHY & COLOR DOPPLER REPORT

Name:	NAYAN K. PATEL	Age/Gender	45Yrs /Male
Referred by.	MEDI WHEEL	Date	07/12/2022


INDICATION: Preventive Health check up

- **CARDIAC CHAMBERS:** Left Ventricle: Normal size, Left Atrium: Normal size.
- No e/o thrombus in LA/LV.
- **Right Atrium:** Normal size. **Right Ventricle:** Normal size,
- **Normal Right Ventricular function.** (TAPSE=20mm)
- **Normal Left Ventricular systolic function. LVEF = 60% ,**
No regional wall abnormality. No thinning / scarring / dyskinesia of LV wall.
- **No Concentric Left Ventricular Hypertrophy.** (IVSd= 10 mm),
- **LV Compliance :**
NO Left Ventricular Diastolic Dysfunction [LVDD].
- **VALVES:**
- Structurally Normal Mitral valve/ Aortic valve/Tricuspid valve/ Pulmonary valve .
No significant Valvular Stenosis.
- **Doppler findings:** AV max = 1.23 m/s, PV max = 0.91 m/s.
Trivial MR, Trivial Tricuspid regurgitation.
- **No Pulmonary Arterial Hypertension.** PASP by TRjet vel.method = 23 mmHg.
- **SEPTAE:** IAS / IVS Appear Intact.
- **IVC :** Normal in dimension and shows good inspiratory 15mm collapse.
- **OTHERS:** No e/o Pericardial effusion / vegetation.

IMPRESSION:

**NORMAL LV SYSTOLIC FUNCTION, LVEF= 60 %, NO RWMA,
NO LVH , GRADE LVDD , NO PAH.**

Revival Diagnostic
401, Aqua Corridor,
B/s. Star Bazar, Surat-395009
Mo. 91062-28601


DR. ADITYA BORA
MBBS,DNB,PGDCC
PHYSICIAN & CLINICAL
CARDIOLOGIST

Laboratory Test Result are Subject to technical limitation and should be clinically correlate for final diagnosis

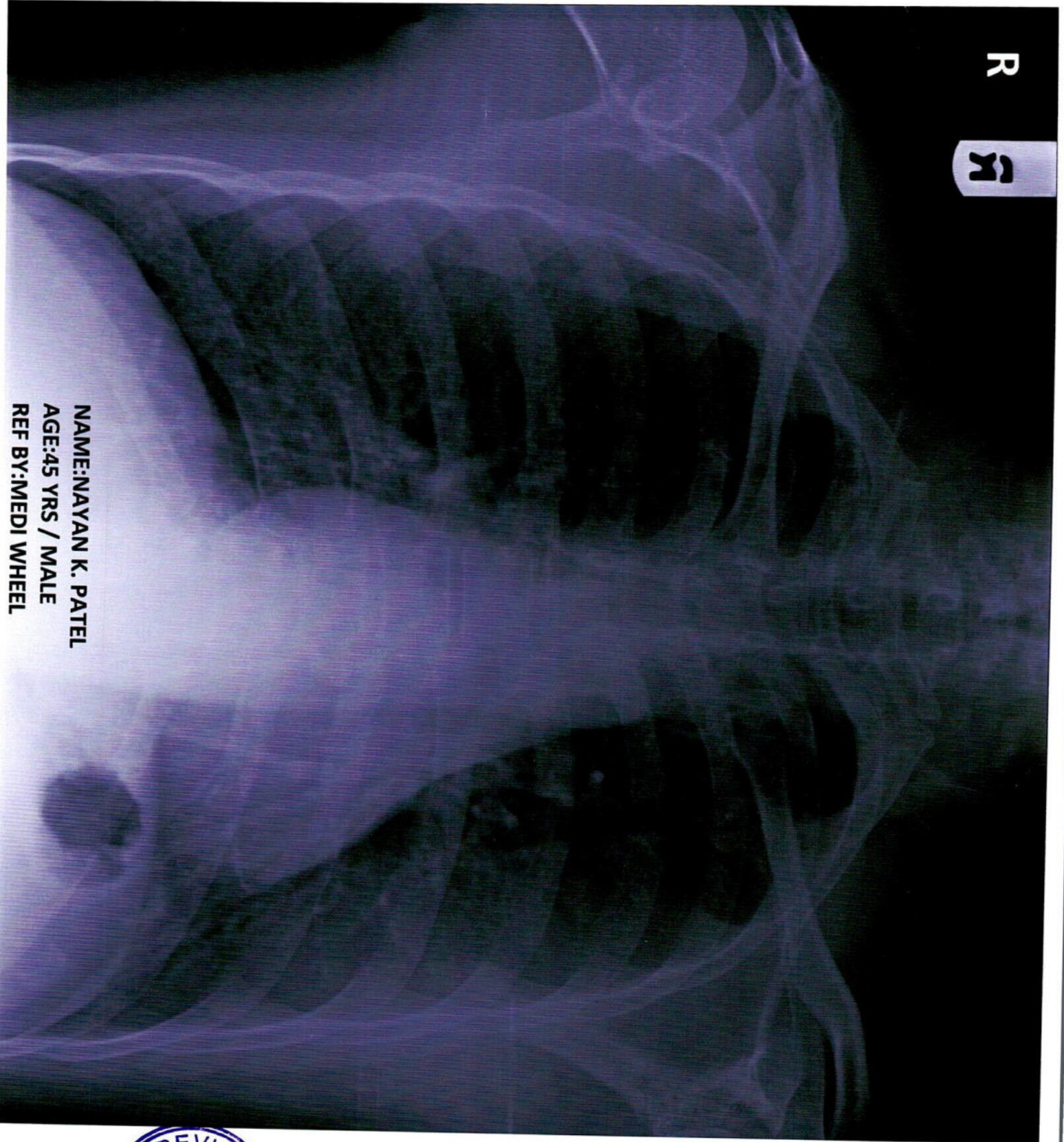
📍 4th Floor, Aqua Corridor, Hazira Road, Adajan Pal, Surat-395009.

☎ 0261 2747788, 9825947712 ✉ revivaldiagnostics.surat@gmail.com 🌐 www.revivaldiagnostics.com

This medical report is not intended for medico-legal purposes.

R

15



NAME: NAYAN K. PATEL

AGE: 45 YRS / MALE

REF BY: MEDI WHEEL





Name	NAYAN K PATEL	Age/Gender	45Yrs/ Male
Reg No.	3818/22	Receipt No	3519
Referred By	BOB - MEDI WHEEL(PKG10000240)	Mode of Payment	CREDIT
Collection Type	CENTER	Collection DateTime	07-Dec-2022 08:17 AM

CHEST RADIOGRAPH (PA VIEW)

- Hilar shadows are within normal limits.
- Pulmonary vasculature appears normal.
- Cardiac appears normal in size.
- Both dome of the diaphragm are smooth.
- Both costophrenic recesses are clear.
- Both lung fields appear normal.
- Visualized bones and soft tissue shadows appear normal.

IMPRESSION: NORMAL STUDY.

DR. CHIRAG K PATEL
RADIOLOGIST

Dr. Chirag K. Patel
MBBS-DMPD
Reg. No. G-23509
Revival Diagnostic
4th Floor, Aqua Corridor, 
Nr. Star Bazar, Hazira Main Road,
Adajan, Surat-395009.
Mo. 97266 726683

Laboratory Test Result are Subject to technical limitation and should be clinically correlate for final diagnosis



Name	NAYAN K PATEL	Age/Gender	45Yrs/Male
Reg No.	3818/22	Receipt No	3519
Referred By	BOB - MEDI WHEEL(PKG10000240)	Mode of Payment	CREDIT
Collection Type	CENTER	Collection DateTime	07-Dec-2022 08:17 AM

USG OF ABDOMEN & PELVIS

LIVER:

Liver is normal in size and increased echotexture.

No evidence of focal SOL or dilatation of IHBR seen.

Portahepatis appear normal.

GALLBLADDER:

Gallbladder appeared normal. No calculus or mass lesion seen.

PANCREAS:

Pancreas appears normal in size and echotexture.

No focal lesion, mass or pancreatitis.

SPLEEN:

Spleen appears normal in size and echotexture.

PARAAORTIC REGION:

Aorta grossly appears normal.

No paraaortic lymphnodes seen.

KIDNEYS:

Both kidneys appear normal in size, shape and in position.

Cortex and collecting system of both kidneys appears normal.

No evidence of calculus or obstructive uropathy on either side.

URINARY BLADDER:

Bladder appears normal. No calculus or mass lesion is seen.

PROSTATE:

Prostate appears normal in size and echotexture.

No evidence of free fluid in pelvis.

COMMENTS:

fatty liver

Dr. Chirag K. Patel

MBBS-DMPD

Ref. No. G-23509

Chirag K. Patel
Revival Diagnostic

Radiologist

4th Floor, Aqua Corridor,
Nr. Star Bazar, Hazira Main Road,
Adajan, Surat-395009.

Mo. 97266 726683

Laboratory Test Result are Subject to technical limitation and should be clinically correlate for final diagnosis

4th Floor, Aqua Corridor, Hazira Road, Adajan Pal, Surat-395009.

0261 2747788, 9825947712 revivaldiagnostics.surat@gmail.com www.revivaldiagnostics.com

This medical report is not intended for medico-legal purposes.