

Patient Name : MISS. RAKAVI K

Age / Gender : 25 years / Female

Patient ID : 72562

Referral : MediWheel

Collection Time : Dec 12, 2021, 09:08 a.m.

Reporting Time : Dec 12, 2021, 04:58 p.m.

Sample ID :



002434621

Test Description	Value(s)	Reference Range	
COMPLETE BLOOD COUNT (CBC)			
ESR	18	12.0 - 15.0	mm/hr
Hemoglobin (Hb)	11.5	12.0 - 15.0	gm/dL
Erythrocyte (RBC) Count	4.77	3.8 - 4.8	mil/cu.mm
Packed Cell Volume (PCV)	35.0	36 - 46	%
Mean Cell Volume (MCV)	73.38	83 - 101	fL
Mean Cell Haemoglobin (MCH)	24.11	27 - 32	pg
Mean Corpuscular Hb Concn. (MCHC)	32.86	31.5 - 34.5	g/dL
Red Cell Distribution Width (RDW)	13.2	11.6 - 14.0	%
Total Leucocytes (WBC) Count	6100	4000-10000	cell/cu.mm
Neutrophils	41	40 - 80	%
Lymphocytes	36	20 - 40	%
Monocytes	10	2 - 10	%
Eosinophils	13	1 - 6	%
Basophils	0	1-2	%
Absolute Neutrophil Count	2501	2000 - 7000	/c.mm
Absolute Lymphocyte Count	2196	1000 - 3000	/c.mm
Absolute Monocyte Count	610	200 - 1000	/c.mm
Absolute Eosinophil Count	793	20 - 500	/c.mm
Absolute Basophils Count	0	20 - 100	/c.mm
Platelet Count	453	150 - 410	10 ³ /ul
Mean Platelet Volume (MPV)	10.3	7.2 - 11.7	fL
PCT	0.47	0.2 - 0.5	%
PDW	11.6	9.0 - 17.0	%

END OF REPORT



DR.UMA SAROJINI .K MBBS.,DCP.,

Scan to Validate





Patient Name : MISS. RAKAVI K

Age / Gender : 25 years / Female

Patient ID : 72562

Referral : MediWheel

Collection Time : Dec 12, 2021, 09:08 a.m.

Reporting Time : Dec 12, 2021, 04:58 p.m.

Sample ID :



002434621

Test Description	Value(s)	Reference Range
------------------	----------	-----------------

URINE COMPLETE ANALYSIS,

Physical Examination

Quantity	26	-	ml
Colour	Pale Yellow	Pale yellow/Yellow	
Appearance	Cloudy	Clear	
Specific Gravity	1.020	1.005-1.025	
pH	6.5	5.0 - 8.0	
Deposit	Present	Absent	

Chemical Examination

Protein	Trace	Absent
Sugar	Absent	Absent
Ketones	Absent	Absent
Bile Salt	Absent	Absent
Bile Pigment	Absent	Absent
Urobilinogen	Normal	Normal

Microscopic Examination (/hpf)

Pus Cell	4-5	Upto 5
Epithelial Cells	2-4	Upto 5
Red Blood Cells	Absent	Absent
Casts	Absent	Absent
Crystals	Absent	Absent
Amorphous Deposit	Absent	Absent
Yeast Cells	Absent	Absent
Bacteria	Absent	Absent
Other findings	Not seen	Not seen

DR.UMA SAROJINI .K MBBS.,DCP.,

Scan to Validate





ARTHI SCANS

Obli Towers, 594, D.B. Road, R. S. Puram, Coimbatore-641 002. Mobile : 99430 99994 email: info@arthiscans.com

Patient Name : MISS. RAKAVI K

Age / Gender : 25 years / Female

Patient ID : 72562

Referral : MediWheel

Collection Time : Dec 12, 2021, 09:08 a.m.

Reporting Time : Dec 12, 2021, 04:58 p.m.

Sample ID :



002434621

Test Description	Value(s)	Reference Range
------------------	----------	-----------------

END OF REPORT

DR.UMA SAROJINI .K MBBS.,DCP.,

Scan to Validate





Obli Towers, 594, D.B. Road, R. S. Puram, Coimbatore-641 002. Mobile : 99430 99994 email: info@arthiscans.com

Patient Name : MISS. RAKAVI K

Age / Gender : 25 years / Female

Patient ID : 72562

Referral : MediWheel

Collection Time : Dec 12, 2021, 09:08 a.m.

Reporting Time : Dec 12, 2021, 04:58 p.m.

Sample ID :



002434621

Test Description	Value(s)	Reference Range
<u>BLOOD GROUP & RH TYPING</u>		
Blood Group (ABO typing) Method : Manual-Hemagglutination	"O"	
RhD Factor (Rh Typing) Method : Manual hemagglutination	Positive	

END OF REPORT

DR.UMA SAROJINI .K MBBS.,DCP.,

Scan to Validate



Patient Name : MISS. RAKAVI K

Age / Gender : 25 years / Female

Patient ID : 72562

Referral : MediWheel

Collection Time : Dec 12, 2021, 09:08 a.m.

Reporting Time : Dec 12, 2021, 04:58 p.m.


Sample ID :



002434621

Test Description	Value(s)	Reference Range
urine glucose		
urine glucose (R)		
absent		

****END OF REPORT****



DR.UMA SAROJINI .K MBBS.,DCP.,



DR.UMA SAROJINI .K MBBS.,DCP.,

Scan to Validate



Patient Name : MISS. RAKAVI K
Age / Gender : 25 years / Female
Patient ID : 72562

Referral : MediWheel
Collection Time : Dec 12, 2021, 09:08 a.m.
Reporting Time : Dec 12, 2021, 04:58 p.m.
Sample ID :



Test Description	Value(s)	Reference Range
------------------	----------	-----------------

Glycosylated HbA1c

HbA1c (GLYCOSYLATED HEMOGLOBIN), BLOOD	5.5	%
Method : (HPLC, NGSP certified)		
Estimated Average Glucose :	111.15	- mg/dL

Interpretation


As per American Diabetes Association (ADA)	
Reference Group	HbA1c in %
Non diabetic adults >=18 years	<5.7
At risk (Prediabetes)	5.7 - 6.4
Diagnosing Diabetes	>= 6.5
Therapeutic goals for glycemic control	Age > 19 years Goal of therapy: < 7.0 Action suggested: > 8.0 Age < 19 years Goal of therapy: <7.5

Note:

1. Since HbA1c reflects long term fluctuations in the blood glucose concentration, a diabetic patient who is recently under good control may still have a high concentration of HbA1c. Converse is true for a diabetic previously under good control but now poorly controlled .
2. Target goals of < 7.0 % may be beneficial in patients with short duration of diabetes, long life expectancy and no significant cardiovascular disease. In patients with significant complications of diabetes, limited life expectancy or extensive co-morbid conditions, targeting a goal of < 7.0 % may not be appropriate.

Comments

HbA1c provides an index of average blood glucose levels over the past 8 - 12 weeks and is a much better indicator of long term glycemic control as compared to blood and urinary glucose determinations.



DR.UMA SAROJINI .K MBBS.,DCP.,

Scan to Validate



Patient Name : MISS. RAKAVI K

Age / Gender : 25 years / Female

Patient ID : 72562

Referral : MediWheel

Collection Time : Dec 12, 2021, 09:08 a.m.

Reporting Time : Dec 12, 2021, 04:58 p.m.

Sample ID :




002434621

Test Description	Value(s)	Reference Range
------------------	----------	-----------------

ADA criteria for correlation between HbA1c & Mean plasma glucose levels.

HbA1c(%)	Mean Plasma Glucose (mg/dL)
6	126
7	154
8	183
9	212
10	240
11	269
12	298

****END OF REPORT****



DR.UMA SAROJINI .K MBBS.,DCP.,

Scan to Validate





ARTHI SCANS

Obli Towers, 594, D.B. Road, R. S. Puram, Coimbatore-641 002. Mobile : 99430 99994 email: info@arthiscans.com

Patient Name : MISS. RAKAVI K
Age / Gender : 25 years / Female
Patient ID : 72562

Referral : MediWheel
Collection Time : Dec 12, 2021, 09:08 a.m.
Reporting Time : Dec 12, 2021, 04:58 p.m.
Sample ID :



Test Description	Value(s)	Reference Range
------------------	----------	-----------------

THYROID PROFILE TEST - TOTAL

T3-Total	124.48	60 - 200	ng/dL
T4-Total	10.70	4.52 - 12	ug/dL
TSH-Ultrasensitive	2.12	0.32 - 5.5	uIU/mL
Method : CLIA		First Trimester : 0.1-2.5 Second Trimester : 0.2-3.0 Third trimester : 0.3-3.0	

Interpretation

TSH	T3	T4	Suggested Interpretation for the Thyroid Function Tests Pattern
Raised	Within range	Within range	Raised Within Range Within Range .Isolated High TSH especially in the range of 4.7 to 15 mIU/ml is commonly associated with Physiological & Biological TSH Variability. Subclinical Autoimmune Hypothyroidism. Intermittent 14 therapy for hypothyroidism .Recovery phase after Non-Thyroidal illness"
Raised	Decreased	Decreased	Chronic Autoimmune Thyroiditis Post thyroidectomy, Post radioiodine Hypothyroid phase of transient thyroiditis"
Raised or within range	Raised	Raised or within range	Interfering antibodies to thyroid hormones (anti-TPO antibodies) Intermittent 14 therapy or T4 overdose •Drug interference- Amiodarone, Heparin, Beta blockers, steroids, anti-epileptics.
Decreased	Raised or within range	Raised or within range	Isolated Low TSH -especially in the range of 0.1 to 0.4 often seen in elderly & Range Range associated with Non-Thyroidal illness .Subclinical Hyperthyroidism .Thyroxine ingestion"
Decreased	Decreased	Decreased	Central Hypothyroidism .Non-Thyroidal illness .Recent treatment for Hyperthyroidism (TSH remains suppressed)"
Decreased	Raised	Raised	Primary Hyperthyroidism (Graves' disease). Multinodular goitre, Toxic nodule •Transient thyroiditis: Postpartum, Silent (lymphocytic), Postviral (granulomatous, subacute, DeQuervain's), Gestational thyrotoxicosis with hyperemesis gravidarum"
Decreased Within Rang	Raised	Within range	T3 toxicosis •Non-Thyroidal illness
Within range	Decreased	Within range	Isolated Low T3-often seen in elderly & associated Non-Thyroidal illness In elderly the drop in T3 level can be upto 25%.

END OF REPORT

DR.UMA SAROJINI .K MBBS., DCP.,

Scan to Validate





Patient Name : MISS. RAKAVI K
Age / Gender : 25 years / Female
Patient ID : 72562

Referral : MediWheel
Collection Time : Dec 12, 2021, 09:08 a.m.
Reporting Time : Dec 12, 2021, 04:58 p.m.
Sample ID :



Test Description	Value(s)	Reference Range	
<u>LIPID PROFILE</u>			
Cholesterol-Total Method : Spectrophotometry	154	Desirable level < 200 Borderline High 200-239 High >or = 240	mg/dL
Triglycerides Method : Serum, Enzymatic, endpoint	57	Normal: < 150 Borderline High: 150-199 High: 200-499 Very High: >= 500	mg/dL
HDL Cholesterol Method : Serum, Direct measure-PEG	40	Normal: > 40 Major Risk for Heart: < 40	mg/dL
LDL Cholesterol Method : Enzymatic selective protection	102.60	Optimal < 100 Near / Above Optimal 100-129 Borderline High 130-159 High 160-189 Very High >or = 190	mg/dL
VLDL Cholesterol Method : Serum, Enzymatic	11.40	6 - 38	mg/dL
CHOL/HDL Ratio Method : Serum, Enzymatic	3.85	3.5 - 5.0	
LDL/HDL Ratio Method : Serum, Enzymatic	2.56	2.5 - 3.5	

Note:

8-10 hours fasting sample is required.

****END OF REPORT****

DR.UMA SAROJINI .K MBBS.,DCP.,

Scan to Validate



Patient Name : MISS. RAKAVI K
Age / Gender : 25 years / Female
Patient ID : 72562

Referral : MediWheel
Collection Time : Dec 12, 2021, 09:08 a.m.
Reporting Time : Dec 12, 2021, 04:58 p.m.
Sample ID :



Test Description	Value(s)	Reference Range	
<u>RENAL PROFILE</u>			
Urea Method : Uricase	18	15-36	mg/dL
Blood Urea Nitrogen-BUN Method : Serum, Urease	8.40	7 - 17	mg/dL
Creatinine Method : Serum, Jaffe	0.8	0.52-1.25	mg/dL
Uric Acid Method : Serum, Uricase	5.3	2.5 - 6.2	mg/dL

Remark:

In blood, Urea is usually reported as BUN and expressed in mg/dl. BUN mass units can be converted to urea mass units by multiplying by 2.14.

****END OF REPORT****



DR.UMA SAROJINI .K MBBS.,DCP.,

Scan to Validate




Patient Name : MISS. RAKAVI K
Age / Gender : 25 years / Female
Patient ID : 72562

Referral : MediWheel
Collection Time : Dec 12, 2021, 09:08 a.m.
Reporting Time : Dec 12, 2021, 04:58 p.m.
Sample ID :



Test Description	Value(s)	Reference Range	
<u>LIVER FUNCTION TEST</u>			
Total Protein Method : Serum, Biuret, reagent blank end point	7.6	6.3-8.2	g/dL
Albumin Method : Serum, Bromocresol green	4.3	3.5-5.0	g/dL
Globulin Method : Serum, EIA	3.30	1.8 - 3.6	g/dL
A/G Ratio Method : Serum, EIA	1.30	1.2 - 2.2	
Bilirubin - Total Method : Serum, Jendrassik Grof	0.4	0.3-1.2	mg/dL
Bilirubin - Direct Method : Serum, Diazotization	0.1	< 0.2	mg/dL
Bilirubin - Indirect Method : Serum, Calculated	0.3	0.1 - 1.0	mg/dL
SGOT Method : Serum, UV with P5P, IFCC 37 degree	16	14-36	U/L
SGPT Method : Serum, UV with P5P, IFCC 37 degree	11	9-52	U/L
Alkaline Phosphatase Method : PNPP-AMP Buffer/Kinetic	89	30 - 120	U/L
GGT-Gamma Glutamyl Transpeptidase Method : Serum, G-glutamyl-carboxy-nitroanilide	12	< 38	U/L

****END OF REPORT****



DR.UMA SAROJINI .K MBBS.,DCP.,

Scan to Validate





ARTHI SCANS

Obli Towers, 594, D.B. Road, R. S. Puram, Coimbatore-641 002. Mobile : 99430 99994 email: info@arthiscans.com

Patient Name : MISS. RAKAVI K

Age / Gender : 25 years / Female

Patient ID : 72562

Referral : MediWheel

Collection Time : Dec 12, 2021, 09:08 a.m.

Reporting Time : Dec 12, 2021, 04:58 p.m.

Sample ID :



002434621

Test Description	Value(s)	Reference Range
<u>GLUCOSE (F)</u>		
Glucose fasting Method : GOD-POD	92	Normal: 70 - 120 mg/dL

****END OF REPORT****

DR.UMA SAROJINI .K MBBS.,DCP.,

Scan to Validate





ARTHI SCANS

Obli Towers, 594, D.B. Road, R. S. Puram, Coimbatore-641 002. Mobile : 99430 99994 email: info@arthiscans.com

Patient Name : MISS. RAKAVI K

Age / Gender : 25 years / Female

Patient ID : 72562

Referral : MediWheel

Collection Time : Dec 12, 2021, 09:08 a.m.

Reporting Time : Dec 12, 2021, 04:58 p.m.

Sample ID :



002434621

Test Description	Value(s)	Reference Range
<u>GLUCOSE (PP)</u>		
Blood Glucose-Post Prandial Method : GOD-POD	136	80- 140 mg/dL

****END OF REPORT****

DR.UMA SAROJINI .K MBBS.,DCP.,

Scan to Validate

