



ભારત સરકાર

Government of India

મનીષ ડાગર

Manish Dagar

જન્મ તારીખ / DOB : 04/02/1990

પુરુષ / Male

4563 7402 1743



મીરો ચાંધાર, મીરો ચોળખ

Mod

G f
Health e

Check Up Request Form
Mobile Number
Date of Birth

rat-395009

AIR



एन सी आई अदालत
एन सी आई अदालत

Unique Identification Authority of India

संस्था:

पिता/माता नाम: देवराज, 480,
लीलोद, रीवरी, 341,
लीलोद(13-एन), रीवरी, लीलोद,
हरीना, 123303

Address:

S/O: Lekhram, 480, lilodh, kosli,
rewari, Lilodh(13-n), Rewari,
Lilodh, Haryana, 123303

4563 7402 1743



1947



help@uidai.gov.in



www.uidai.gov.in

Test r

Detail

Request Form
Mobile Number :
Date of Birth :
Weight :
...

AltGr
Fn



Manish bhai
22.10.2022 08:34:28



HEALTH CHECK-UP SUMMARY

Name: Manish Dargur

Date: 22/10/2012

Email ID:

Sex: <u>Male</u>	Age: <u>32</u> Years	Contact No: <u>8153988016</u>	Remarks:
			Under-weight <u>-</u>
			Normal <u>-</u>
			Over-weight <u>✓</u>

i> BMI

Height (in Cm): 180 Weight (in Kg): 102 BMI: 31.5

ii> Blood Pressure & Pulse

130/90 mmHg
72/min. Regular

If high or low, whether the person is on medication: YES / NO

iii> Blood Tests & Lung Function Remarks

RS
CVS
CNS } ⓐ

If abnormal, whether the person is on medication: YES / NO

iv> Eye Test Remarks

Eye Test: ⓐ G/G ⓐ G/G
Color Vision: ⓐ

v> Heart Disease

Whether any specific heart ailment detected (ECG findings):
Normal

vi> Any other problems needing attention / Overall Assessment:

NO

Dr. Chintan Patel
M.B.B.S. G-49432
Signature of the Doctor

Revival Diagnostic

401, Aqua Corridor,
B/s. Star Bazar, Surat-395009
Mo. 91062-28601

Laboratory Test Result are Subject to technical limitation and should be clinically correlate for final diagnosis

4th Floor, Aqua Corridor, Hazira Road, Adajan Pal, Surat-395009.

0261 2747788, 9825947712 revivaldiagnostics.surat@gmail.com www.revivaldiagnostics.com

This medical report is not intended for medico-legal purposes.



NAME: Manish Dargal SEX: M
BIRTHDATE: 04/02/1990 AGE: 32

DEPARTMENT OF OPHTHALMOLOGY

EYE TEST:

1. VISION:

RIGHT EYE - 6/6

LEFT EYE - 6/6

2. COLOR VISION:

RIGHT EYE - (P)

LEFT EYE - (P)

3. FUNDUS:

RIGHT EYE - (P)

LEFT EYE - (P)

REMARKS:

Revival Diagnostic
401, Aqua Corridor,
Ophthalmologist/Optomtrist
Surat Bazar, Surat-395009
Mo. 91062-28601

(P) M Dargal

Laboratory Test Result are Subject to technical limitation and should be clinically correlate for final diagnosis



Dental Assessment Form

NAME

Manish Dagar

DATE

22/10/2022

AGE

32

SEX

M

* CHIEF COMPLAINT

- A CLINICAL FEATURES :- normal
- 1 CAVIES :- NO
- 2 MISSING TOOTH :- NO
- 3 MALOCCLUSION :- NO
- 4 FILLING :- (L) 1st molar lower
- B DIAGNOSIS :- normal
- C PERSONAL HISTORY :- Hygienic
- D PROVISIONAL D/G :- (N)
- E MEDICAL HISTORY :- Filling
- F FINAL D/G :- normal
- G TREATMENT PLAN :- NO

CLINT SIGN

(Signature)

Revival Diagnostic
40 DOCTOR SIGNOR,
B/s. Star Bazar, Surat-395009
Mo. 91062-28601

Laboratory Test Result are Subject to technical limitation and should be clinically correlate for final diagnosis



Name	MANISH DAGAR	Age/Gender	32Yrs/Male
Reg No.	2770/22	Receipt No	2475
Referred By	BOB - MEDI WHEEL(PKG10000240)	Mode of Payment	CREDIT
Collection Type	CENTER	Collection DateTime	22-Oct-2022 08:41 AM

BLOOD GROUP - 22102228 Released at 22-Oct-2022 03:17 PM

Parameter	Result	Biological Ref.Range	Method
-Blood Group	"O"		
-Rh Factor	POSITIVE		

CBC - 22102226 Released at 22-Oct-2022 11:49 AM

Parameter	Result	Biological Ref.Range	Method
-Haemoglobin	14.2 gm/dL	(13.5 - 18 gm/dL)	Auto
-RBC Count	5.21 mill/cumm	(4.6 - 6.2 mill/cumm)	Auto
-Total WBC Count	6000 /cumm	(4000 - 10000 /cumm)	Auto
-Platelet Count	2.37 lakh/cumm	(1.5 - 4.5 lakh/cumm)	Auto

Blood Indices

-HCT	45.3 %	(40 - 55 %)	Auto
-MCV	86.8 fl	(80 - 92 fl)	Auto
-MCH	27.2 pg	(27 - 31 pg)	Auto
-MCHC	31.3 gm/dL	L (32 - 36 gm/dL)	Auto
-RDW	13.3 %	(11 - 15 %)	Auto

Diff WBC Count

-Polymorphs	52 %	(40 - 80 %)	Microscopically
-Lymphocytes	43 %	H (20 - 40 %)	Microscopically
-Eosinophils	03 %	(1 - 6 %)	Microscopically
-Monocytes	02 %	(2 - 7 %)	Microscopically
-Basophils	00 %	(0 - 1 %)	Microscopically
-PLATELET ON SMEAR	Adequate		Microscopically
-MALARIAL PARASITES	Malarial Parasites Not Detected		Microscopically

[Test performed on Fully Automated Hematology Analyzer ERBA H-360]

Revival Diagnostics
401, Aqua Corridor,
B/s. Star Bazar, Surat-395009.
Mo. 91062-28601

Dr. Mihir Icecreamwala
M.B.B.S., DPB.(PATH AND BACT)

Laboratory Test Result are Subject to technical limitation and should be clinically correlate for final diagnosis

📍 4th Floor, Aqua Corridor, Hazira Road, Adajan Pal, Surat-395009.
☎ 0261 2747788, 9825947712 ✉ revivaldiagnostics.surat@gmail.com 🌐 www.revivaldiagnostics.com

This medical report is not intended for medico-legal purposes.



Name	MANISH DAGAR	Age/Gender	32Yrs/Male
Reg No.	2770/22	Receipt No	2475
Referred By	BOB - MEDI WHEEL(PKG10000240)	Mode of Payment	CREDIT
Collection Type	CENTER	Collection DateTime	22-Oct-2022 08:41 AM

ESR - 22102226 Released at 22-Oct-2022 12:34 PM

Parameter	Result	Biological Ref.Range	Method
-E.S.R	06 mm/hr	(1 - 10 mm/hr)	

Revival Diagnostic
401, Aqua Corridor,
B/s. Star Bazar, Surat-395009.
Mo. 91062-28601

Dr. Mihir Icecreamwala
M.B.B.S., DPB.(PATH AND BACT)

Laboratory Test Result are Subject to technical limitation and should be clinically correlate for final diagnosis

📍 4th Floor, Aqua Corridor, Hazira Road, Adajan Pal, Surat-395009.
☎ 0261 2747788, 9825947712 ✉ revivaldiagnostics.surat@gmail.com 🌐 www.revivaldiagnostics.com
This medical report is not intended for medico-legal purposes.



Name	MANISH DAGAR	Age/Gender	32Yrs/Male
Reg No.	2770/22	Receipt No	2475
Referred By	BOB - MEDI WHEEL(PKG10000240)	Mode of Payment	CREDIT
Collection Type	CENTER	Collection DateTime	22-Oct-2022 08:41 AM

FBS & PPBS - 22102227 Released at 22-Oct-2022 01:39 PM

Parameter	Result	Biological Ref.Range	Method
-Fasting Blood Sugar (FBS)	86 mg/dL	70-100 mg/dl Impaired Tolerance:100-125 Diabetes Mellitus:>=126 (On more than one occasion) (American diabetes association guidelines 2022)	
-Fasting Urine Sugar	Absent		
-Fasting Urine Acetone	Absent		
-PPBS	103 mg/dL	(90 - 140 mg/dL)	
-PP2BS URINE SUGAR	Absent		
-PP2BS URINE ACETONE	Absent		

HBA1C - 22102226 Released at 22-Oct-2022 01:05 PM

Parameter	Result	Biological Ref.Range	Method
-HBA1C	5.4 %	HbA1C Degree of Glucose Control <5.6 % Non Diabetics 5.7 - 6.4 % Prediabetics > =6.5 % Diabetics (REF:Wallace, 11th Edition) REMARKS: 6 - 7 % Excellent Control 7 - 8 % Good Control 8 - 10 % Unsatisfactory Control >10 % Poor Control	Boronate Affinity
-Method[]	High Performance Liquid Chromatography (HPLC)		

Revival Diagnostic
401, Aqua Corridor,
E/s. Star Bazar, Surat-395009.
Mo. 91062-28601

Dr. Mihir Icecreamwala
M.B.B.S., DPB.(PATH AND BACT)

Laboratory Test Result are Subject to technical limitation and should be clinically correlate for final diagnosis

4th Floor, Aqua Corridor, Hazira Road, Adajan Pal, Surat-395009.

0261 2747788, 9825947712 revivaldiagnostics.surat@gmail.com www.revivaldiagnostics.com

This medical report is not intended for medico-legal purposes.



Name	MANISH DAGAR	Age/Gender	32Yrs/Male
Reg No.	2770/22	Receipt No	2475
Referred By	BOB - MEDI WHEEL(PKG10000240)	Mode of Payment	CREDIT
Collection Type	CENTER	Collection DateTime	22-Oct-2022 08:41 AM

LIVER FUNCTION TEST (LFT) - 22102228 Released at 22-Oct-2022 01:05 PM

Parameter	Result	Biological Ref.Range	Method
-Serum Total Bilirubin	0.6 mg/dL	(0 - 1.3 mg/dL)	Diazo
-Serum Direct Bilirubin	0.2 mg/dL	(0 - 0.4 mg/dL)	Diazo
-Serum InDirect Bilirubin	0.4 mg/dL	(0.1 - 1.3 mg/dL)	Calculated
-Total Protein (TP)	6.6 gm/dL	(6.4 - 8.3 gm/dL)	Biuret
-Albumin (ALB)	4.2 gm/dL	(3.5 - 5.2 gm/dL)	BCG
-Globulin	2.4 gm/dL	(2.3 - 3.6 gm/dL)	Calculated
-A/G Ratio	1.75 gm/dL	(1 - 2.3 gm/dL)	Calculated
-SGPT(ALT)	27 U/L	(5 - 45 U/L)	IFCC, Kinetiç without Pyridoxal Phosphate
-SGOT (AST)	22 U/L	(0 - 35 U/L)	IFCC, Without Pyridoxal Phosphate
-Alkaline Phosph.	69 U/L	(42 - 128 U/L)	ALP-AMP
-GGT	20 U/L	(5 - 50 U/L)	Glupa-C

[Test performed on Fully Automated Biochemistry Analyzer ERBA EM200]

Revival Diagnostic

401, Aqua Corridor,
B/s. Star Bazar, Surat-395009.
Mo. 91062-28601

Dr. Mihir Icecreamwala
M.B.B.S., DPB.(PATH AND BACT)

Laboratory Test Result are Subject to technical limitation and should be clinically correlate for final diagnosis

4th Floor, Aqua Corridor, Hazira Road, Adajan Pal, Surat-395009.

0261 2747788, 9825947712 revivaldiagnostics.surat@gmail.com www.revivaldiagnostics.com

This medical report is not intended for medico-legal purposes.



Name	MANISH DAGAR	Age/Gender	32Yrs/Male
Reg No.	2770/22	Receipt No	2475
Referred By	BOB - MEDI WHEEL(PKG10000240)	Mode of Payment	CREDIT
Collection Type	CENTER	Collection DateTime	22-Oct-2022 08:41 AM

Creatinine - 22102228 Released at 22-Oct-2022 01:05 PM

Parameter	Result	Biological Ref.Range	Method
-Creatinine	0.7 mg/dL	(0.6 - 1.4 mg/dL)	ENZYMATIC

BUN - 22102228 Released at 22-Oct-2022 01:05 PM

Parameter	Result	Biological Ref.Range	Method
-Blood Urea Nitrogen (BUN)	12 mg/dL	(6 - 20 mg/dL)	Calculated

Uric Acid - 22102225 Released at 22-Oct-2022 01:05 PM

Parameter	Result	Biological Ref.Range	Method
-Uric Acid	5.4 mg/dL	(3.5 - 7.2 mg/dL)	Uricase-POD

Revival Diagnostic

#01, Aqua Corridor,
Motor Bazar, Surat-395009.
Mo. 91062-28601

Dr. Mihir Icecreamwala
M.B.B.S., DPB.(PATH AND BACT)

Laboratory Test Result are Subject to technical limitation and should be clinically correlate for final diagnosis



Name	MANISH DAGAR	Age/Gender	32Yrs/Male
Reg No.	2770/22	Receipt No	2475
Referred By	BOB - MEDI WHEEL(PKG10000240)	Mode of Payment	CREDIT
Collection Type	CENTER	Collection DateTime	22-Oct-2022 08:41 AM

Lipid Profile - 22102228 Released at 22-Oct-2022 01:05 PM

Parameter	Result	Biological Ref.Range	Method
-Serum Cholesterol	197 mg/dL	Desirable < 200 mg/dl Borderline High : 200-239 mg/dl High : > 240 mg/dl	CHOD-PAP
-Serum Triglyceride	125 mg/dL	Normal < 150 mg/dl Borderline High : 150 - 159 mg/dl High : 200 - 499 mg/dl Very High : 500 mg/dl	GPO-POD Method
-Serum HDLD(Direct)	42 mg/dL	Normal :> 55 mg/dl Borderline : 35-55 mg/dl Undesirable: < 35 mg/dl	PVS-PEGME Precipitation with CHOD-POD
-Serum VLDL	25 mg/dL	(5 - 30 mg/dL)	Calculated
-Serum LDLD(Direct)	130 mg/dL	Optimal:< 100 mg/dl Above Optimal : 100- 129 mg/dl Borderline High : 130-159 mg/dl High : > 160-189mg/dl Very High : >190 mg/dl	Calculated
-Chol/HDL	4.69	Low risk: <3.8 Medium Risk: 3.8 to 5.9 High Risk: > 6	Calculated
-LDL/Chol	1.52	Low risk: <3.55 Medium Risk: 3.55 to 4.0 High Risk: > 6	Calculated

[Test performed on Fully Automated Biochemistry Analyzer ERBA EM200]

Revival Diagnostic

401, Aqua Corridor,
B/s. Star Bazar, Surat-395009.
Mo. 91062-28601

Dr. Mihir Icecreamwala
M.B.B.S., DPB.(PATH AND BACT)

Laboratory Test Result are Subject to technical limitation and should be clinically correlate for final diagnosis



Name	MANISH DAGAR	Age/Gender	32Yrs/Male
Reg No.	2770/22	Receipt No	2475
Referred By	BOB - MEDI WHEEL(PKG10000240)	Mode of Payment	CREDIT
Collection Type	CENTER	Collection DateTime	22-Oct-2022 08:41 AM

Urine Routine & Micro Examination - 22102230 Released at 22-Oct-2022 01:02 PM

Parameter	Result	Biological Ref.Range	Method
Physical Examination			
-Quantity	25		Manual
-Colour	Pale Yellow	Pale Yellow	Manual
-Appearance	Clear	Clear	Manual
-Reaction (pH)	Acidic		Dipstick
-Specific Gravity	1.010		Dipstick
Chemical Examination			
-Proteins.	Absent		Dipstick
-Sugar	Absent		Dipstick
-Acetone.	Absent		Dipstick
-Bile Salts	Absent	Absent	Dipstick
-Bile Pigments	Absent	Absent	Dipstick
-Occult Blood Test (OBT).	Negative		Dipstick
Microscopic Examination			
-Pus Cells	1-2		Microscopically
-Red Blood Cells	Absent		Microscopically
-Epithelial Cells	1-2		Microscopically
-Bacteria.	Absent		Microscopically
-Crystals	Absent	Absent	Microscopically
-Others	NIL	Absent	Microscopic Examination

Revival Diagnostic
401, Aqua Corridor,
B/s. Star Bazar, Surat-395009.
Mo. 91062-28601

Dr. Mihir Icecreamwala
M.B.B.S., DPB.(PATH AND BACT)

Laboratory Test Result are Subject to technical limitation and should be clinically correlate for final diagnosis

📍 4th Floor, Aqua Corridor, Hazira Road, Adajan Pal, Surat-395009.
☎ 0261 2747788, 9825947712 ✉ revivaldiagnostics.surat@gmail.com 🌐 www.revivaldiagnostics.com

This medical report is not intended for medico-legal purposes.



Name	MANISH DAGAR	Age/Gender	32Yrs/Male
Reg No.	2770/22	Receipt No	2475
Referred By	BOB - MEDI WHEEL(PKG10000240)	Mode of Payment	CREDIT
Collection Type	CENTER	Collection DateTime	22-Oct-2022 08:41 AM

Total T3 T4 TSH - 22102228 Released at 22-Oct-2022 01:14 PM

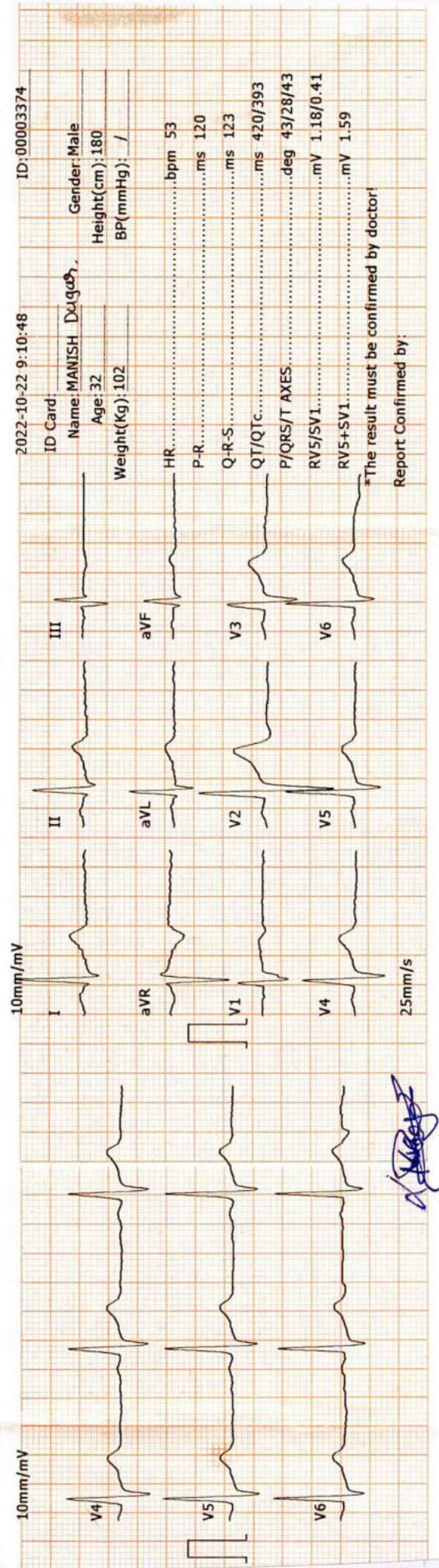
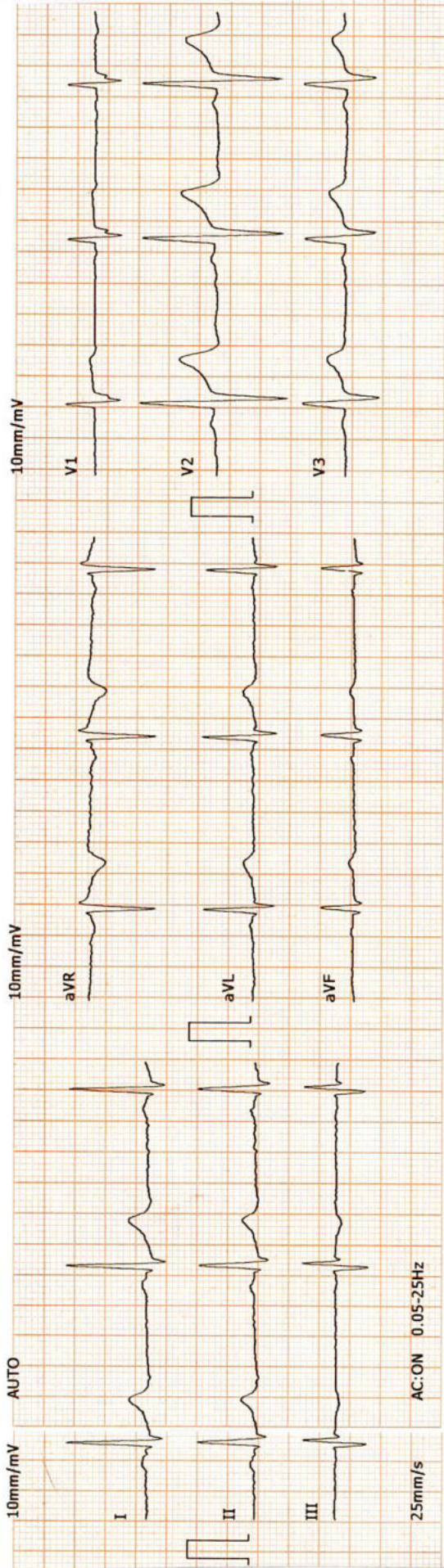
Parameter	Result	Biological Ref.Range	Method
-Total T3	1.21 ng/ml	(0.87 - 1.78 ng/ml)	Fluorescence Enzyme Immunoassay
-Total T4	8.14 ug/dl	(4.6 - 11 ug/dl)	Fluorescence Enzyme Immunoassay
-TSH	3.30 uIU/ml	0.50 - 5.50 uIU/ml 5.5 to 15 ul U/ml - Suggested Clinical co-relation or Repeat test with new sample as physiological factors can give falsley high TSH Above 15ulU/ml Hypopyhyroid PREGNANT WOMEN normal ranges for TSH: 1st Trimester : 0.0878 - 2.8293 ulU/ml 2nd Trimester : 0.1998 - 2.7915 ulU/ml 3rd Trimester : 0.307 - 2.9028 ulU/ml Ref: TIETZ Fundamentals of Clinical Chemistry	Fluorescence Enzyme Immunoassay

[Test performed on Fully Automated Immunology Analyzer Maglumi-600]

Revival Diagnostic
401, Aqua Corridor,
B/s. Star Bazar, Surat-395009.
Mo. 91062-28601

Dr. Mihir Icecreamwala
M.B.B.S., DPB.(PATH AND BACT)

Laboratory Test Result are Subject to technical limitation and should be clinically correlate for final diagnosis




DR. ADITI PATEL
M.B.B.S., D. CARD (MUM)
CLINICAL CARDIOLOGIST
REG.NO.G-42901

Revival Diagnostic
401, Aqua Corridor,
B/s. Star Bazar, Surat-395009
Mo. 91062-28601



REVIVAL DIAGNOSTICS



Name	MANISH DAGAR	Age/Gender	32Yrs/Male
Reg No.	2770/22	Receipt No	2475
Referred By	BOB - MEDI WHEEL(PKG10000240)	Mode of Payment	CREDIT
Collection Type	CENTER	Collection DateTime	22-Oct-2022 08:41 AM

ECG

- REPORT :

1. Sinus bradycardia .
2. Heart rate is 53 beats per minute.
3. Normal P,QRS,T wave axis.
4. Normal PR,QRS,Q.T. Duration.
5. No pathological q wave or ST-T changes seen.
6. No evidence of chamber hypertrophy or enlargement seen.

IMPRESSION : ECG WITHIN NORMAL LIMITS

Revival Diagnostic
401, Aqua Corridor,
B/s. Star Bazar, Surat-395009
Mo. 91062-29601

DR. ADITI PATEL
M.B.B.S., D. CARD (MUM)
CLINICAL CARDIOLOGIST
REG.NO.G-42901

Signature



0261 2747788, 9825947712



4TH Floor, Aqua Corridor, Hazira Road, Adajan Pal, Surat-395009.



revivaldiagnostics.surat@gmail.com



www.revivaldiagnostics.com

This Medical Report Is Not Intended For Medico-legal Purposes.
Laboratory Test Results Are Subject To Technical Limitation And Should
Be Clinically Correlate For Final Diagnosis

REVIVAL DIAGNOSTICS

4TH FLOOR, AQUA CORRIDOE, NEAR STAR BAZAR, ADAJAN- 395009, SURAT

4423/MANISH DAGAR 32 Yrs/Male 102 Kg/180 Cms

Date: 22-Oct-2022 09:46:49 AM

Ref. By : MEDI WHEEL

Summary



Protocol : BRUCE

Objective : FOR TESTING PURPOSE ONLY.

Stage	StageTime (Min:Sec)	PhaseTime (Min:Sec)	Speed (kmph)	Grade (%)	METS	H.R. (bpm)	B.P. (mmHg)	R.P.P. x100	PVC	Comments
Supine					1.0	76	130/90	98	-	
Standing					1.0	71	130/90	92	-	
HV					1.0	80	130/90	104	-	
ExStart					1.0	84	130/90	109	-	
Stage 1	3:00	3:01	2.7	10.0	4.6	103	130/90	133	-	
Stage 2	3:00	6:01	4.0	12.0	7.0	118	130/90	153	-	
Stage 3	3:00	9:01	5.5	14.0	10.2	137	140/90	191	-	
PeakEx	1:38	10:39	6.8	16.0	12.1	169	160/90	270	-	
Recovery	1:00		0.0	0.0	4.3	121	180/90	217	-	
Recovery	2:00		0.0	0.0	1.0	95	180/90	171	-	
Recovery	3:00		0.0	0.0	1.0	95	180/90	171	-	
Recovery	4:00		0.0	0.0	1.0	92	170/90	156	-	
Recovery	4:06		0.0	0.0	1.0	82	150/80	123	-	

Medication : Nil

History : Nil

Test End Reason : Test Complete

Findings :

The patient exercised according to BRUCE for 10:39, achieving a work level of Max METS:12.1. Resting heart rate initially 76 bpm, rose to a max. heart rate of 169 bpm which represents 90% of maximum age predicted heart rate. Resting blood pressure 130/90 mmhg, rose to a maximum blood pressure of 160/90 mmhg. The exercise stress test was stopped due to Test Complete

Parameters :

Exercise Time : 10:39 minutes

Max HR attained : 169 bpm 90% of Max Predictable HR 188

Max BP : 160/90(mmHg)

WorkLoad attained : 12.1 (Good Effort Tolerance)

NOsignificant ST segment changes noted during exercise or recovery.

NOAngina/Arrhythmia/S3/murmur

Final Impression : Test is negative for inducible ischaemia.

Advice/Comments:

Revival Diagnostic
401, Aqua Corridor,
b/s. Star Bazar, Surat-395009
Mo. 91062-28001

DR. ADITI PATEL
M.B.B.S., D. CARD (MUM)
CLINICAL CARDIOLOGIST
REG.NO.G-42901

REVIVAL DIAGNOSTICS

4TH FLOOR, AQUA CORRIDOE, NEAR STAR BAZAR, ADAJAN- 395009, SURAT

4423/MANISH DAGAR
32 Yrs/Male
102 Kg/180 Cms

Date: 22-Oct-2022 09:46:49 AM

HR: 77 bpm
METS: 1.0
BP: 130/90

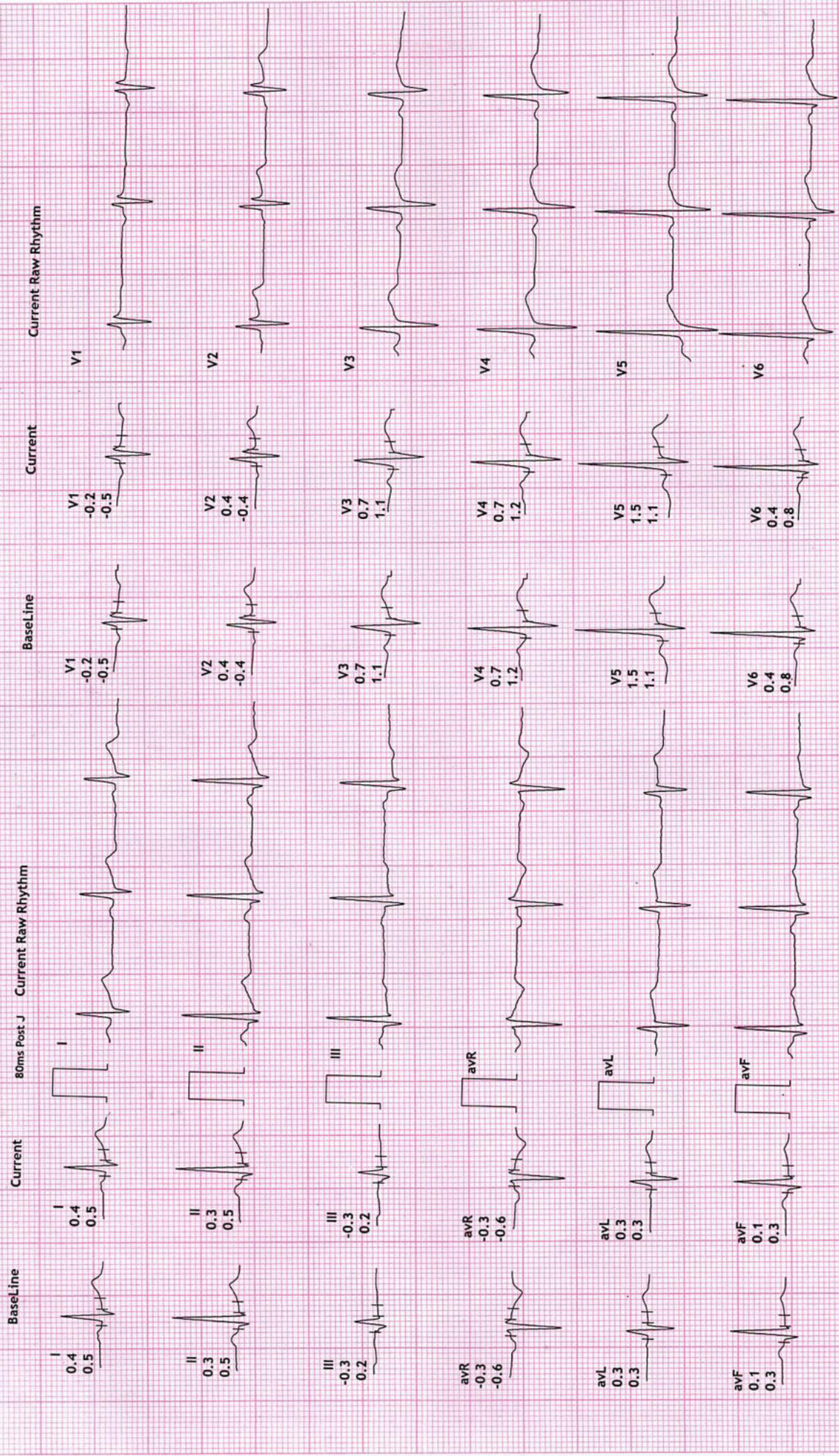
MPHR: 40% of 188
Speed: 0.0 kmph
Grade: 0.0%

Raw ECG
BRUCE
(1.0-100)Hz

12 Lead + Comparison

Ex Time 00:43
BLC :On
Notch :On

SUPINE
10.0 mm/mV
25 mm/Sec.



REVIVAL DIAGNOSTICS
4TH FLOOR, AQUA CORRIDOE, NEAR STAR BAZAR, ADAJAN- 395009, SURAT
 4423/MANISH DAGAR
 32 Yrs/Male
 102 Kg/180 Cms
 Date: 22-Oct-2022 09:46:49 AM

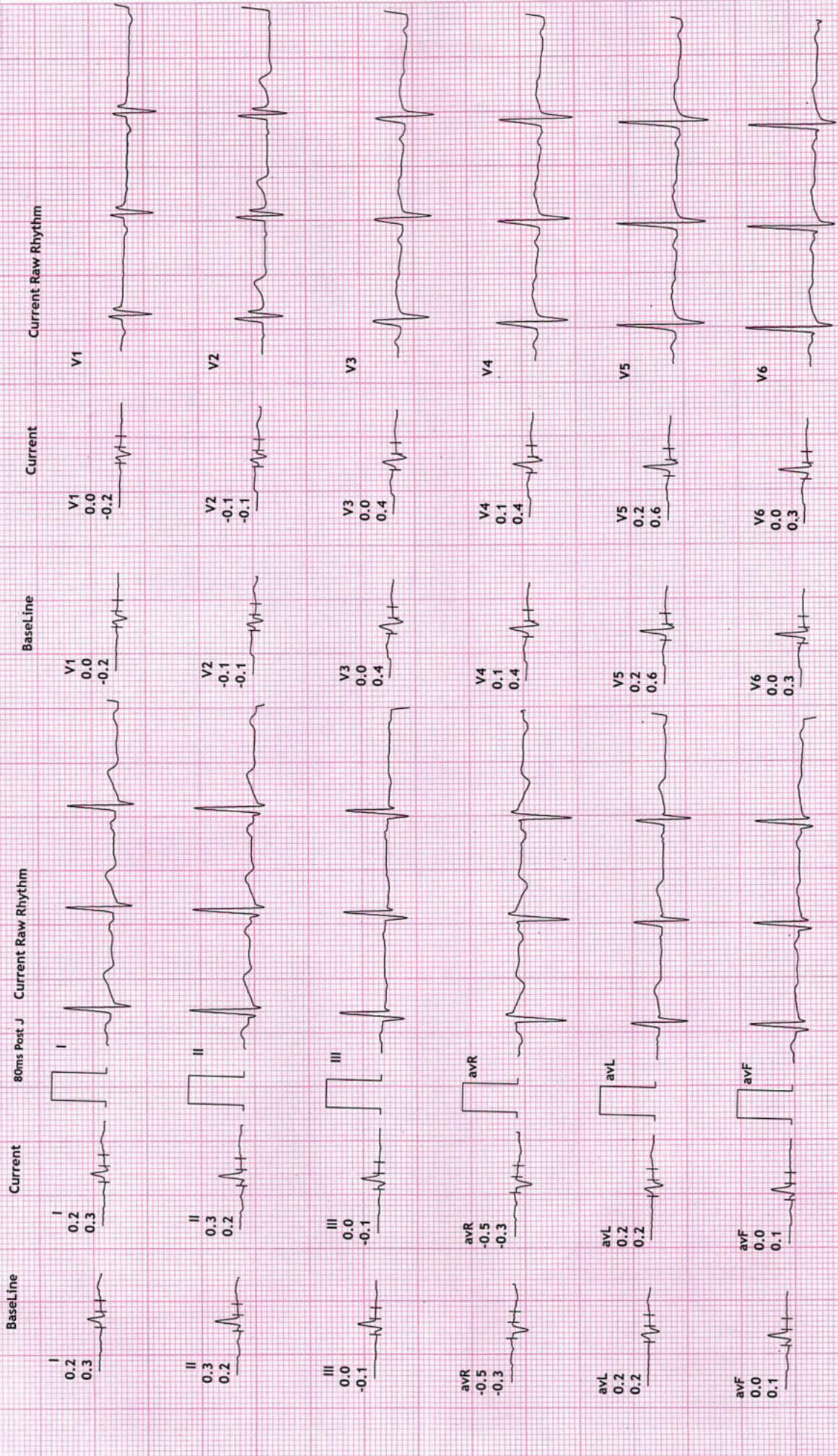
12 Lead + Comparison

HR: 84 bpm
 METS: 1.0
 BP: 130/90
 MPRR: 44% of 188
 Speed: 0.0 kmph
 Grade: 0.0%

Ex Time 00:57
 BLC : On
 Notch : On

Raw ECG
 BRUCE
 (1.0-100)Hz

STANDING
 10.0 mm/mV
 25 mm/Sec.



REVIVAL DIAGNOSTICS

4TH FLOOR, AQUA CORRIDOE, NEAR STAR BAZAR, ADAJAN- 395009, SURAT

4423/ANISH DAGAR

32 Yrs/Male

102 Kg/180 Cms

Date: 22-Oct-2022 09:46:49 AM

HR: 73 bpm

METS: 1.0

BP: 130/90

MPHR: 38% of 188

Speed: 0.0 kmph

Grade: 0.0%

12 Lead + Comparison

Raw ECG

BRUCE

(1.0-100)Hz

Ex Time 01:08

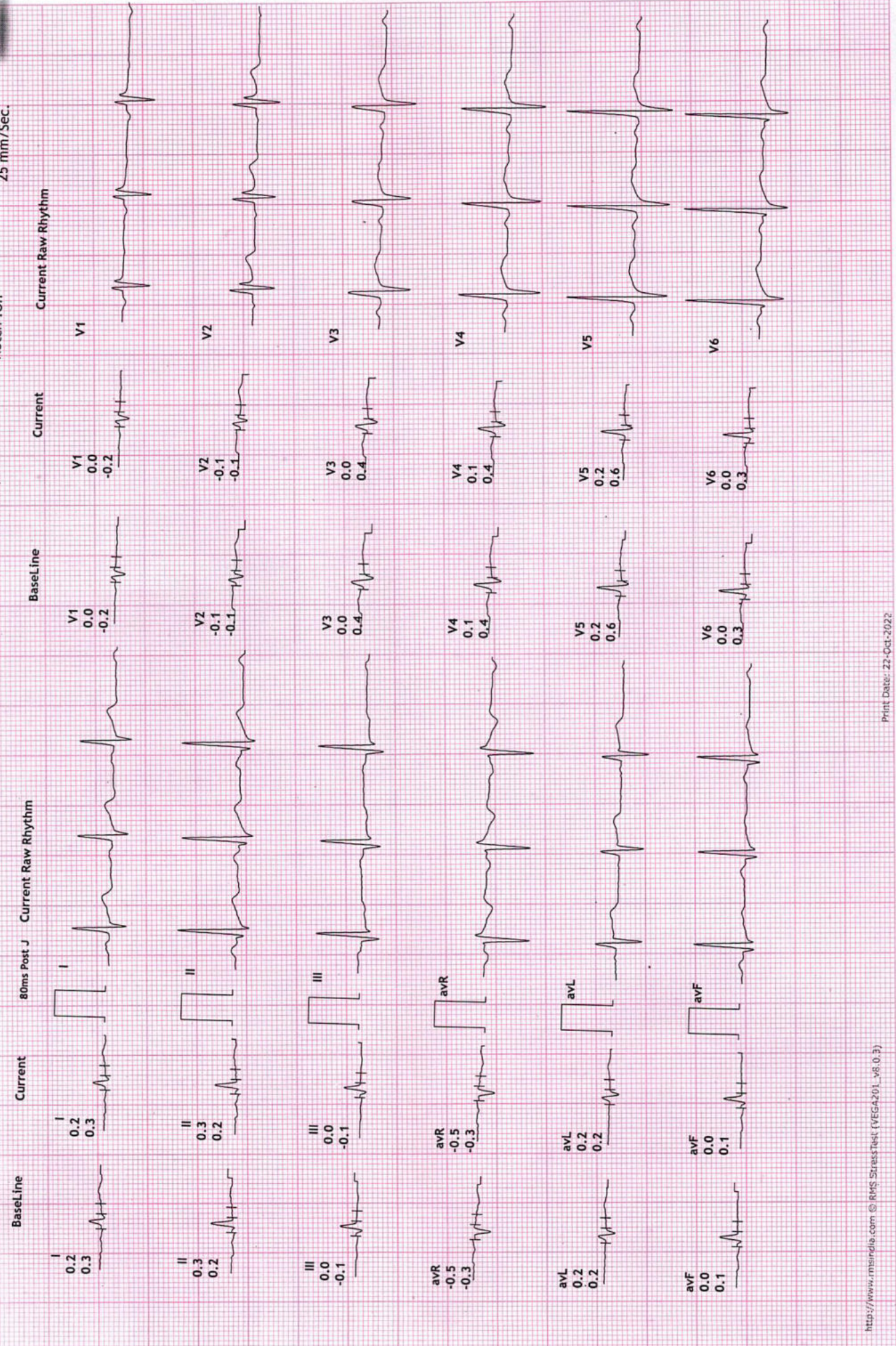
BLC :On

Notch :On

HV

10.0 mm/mV

25 mm/Sec.



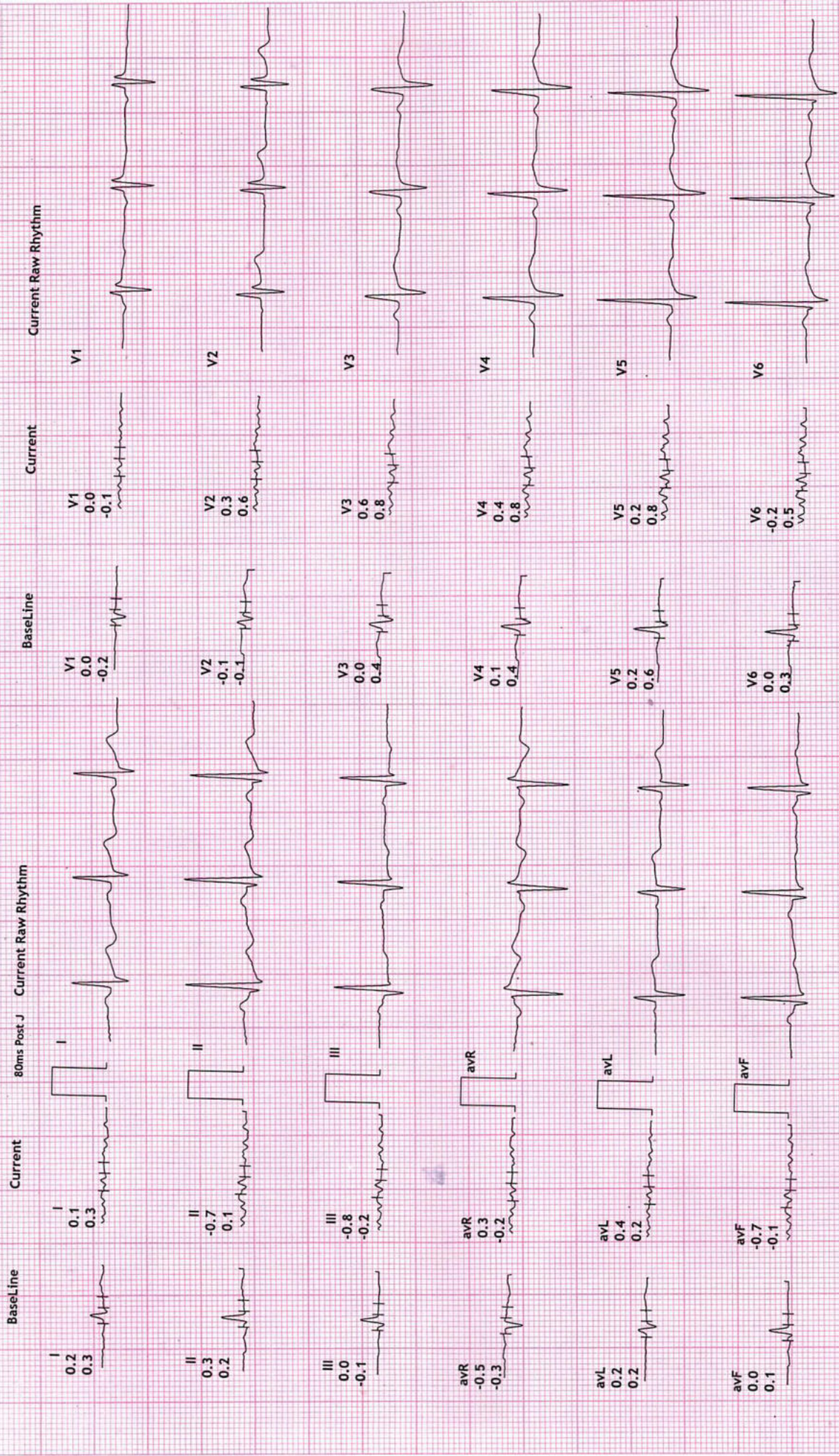


REVIVAL DIAGNOSTICS
 4TH FLOOR, AQUA CORRIDOE, NEAR STAR BAZAR, ADAJAN- 395009, SURAT
 4423/MANISH DAGAR
 32 Yrs/Male
 102 Kg/180 Cms
 Date: 22-Oct-2022 09:46:49 AM

12 Lead + Comparison

HR: 83 bpm
 METS: 1.0
 BP: 130/90
 MPH: 44% of 188
 Speed: 0.0 kmph
 Grade: 0.0%

Ex Time 00:00
 BLC : On
 Notch : On
 Raw ECG
 BRUCE
 (1.0-100)Hz
 ExStrt
 10.0 mm/mV
 25 mm/Sec.



REVIVAL DIAGNOSTICS
 4TH FLOOR, AQUA CORRIDOE, NEAR STAR BAZAR, ADAJAN- 395009, SURAT
 4423/MANISH DAGAR
 32 Yrs/Male
 102 Kg/180 Cms
 Date: 22-Oct-2022 09:46:49 AM

12 Lead + Comparison



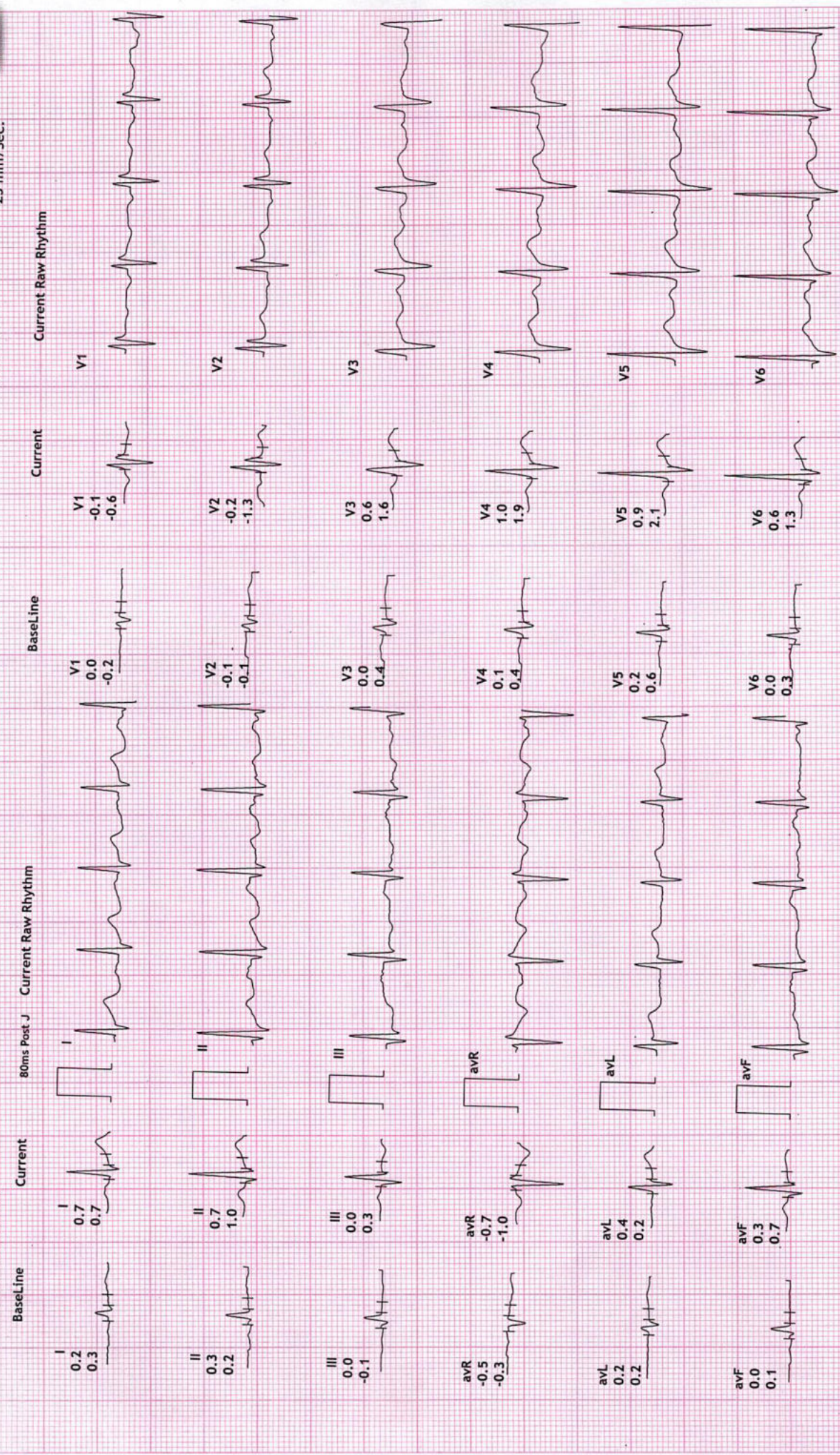
Stage 1 (03:00)
 10.0 mm/mV
 25 mm/Sec.

Ex Time 03:00
 BLC : On
 Notch : On

Raw ECG
 BRUCE
 (1.0-100)Hz

MPHR: 54% of 188
 Speed: 2.7 kmph
 Grade: 10.0%

HR: 103 bpm
 METS: 4.6
 BP: 130/90



REVIVAL DIAGNOSTICS

4TH FLOOR, AQUA CORRIDOE, NEAR STAR BAZAR, ADAJAN- 395009, SURAT

4423/MANISH DAGAR
32 Yrs/Male
102 Kg/180 Cms

Date: 22-Oct-2022 09:46:49 AM

HR: 118 bpm
METS: 7.0
BP: 130/90

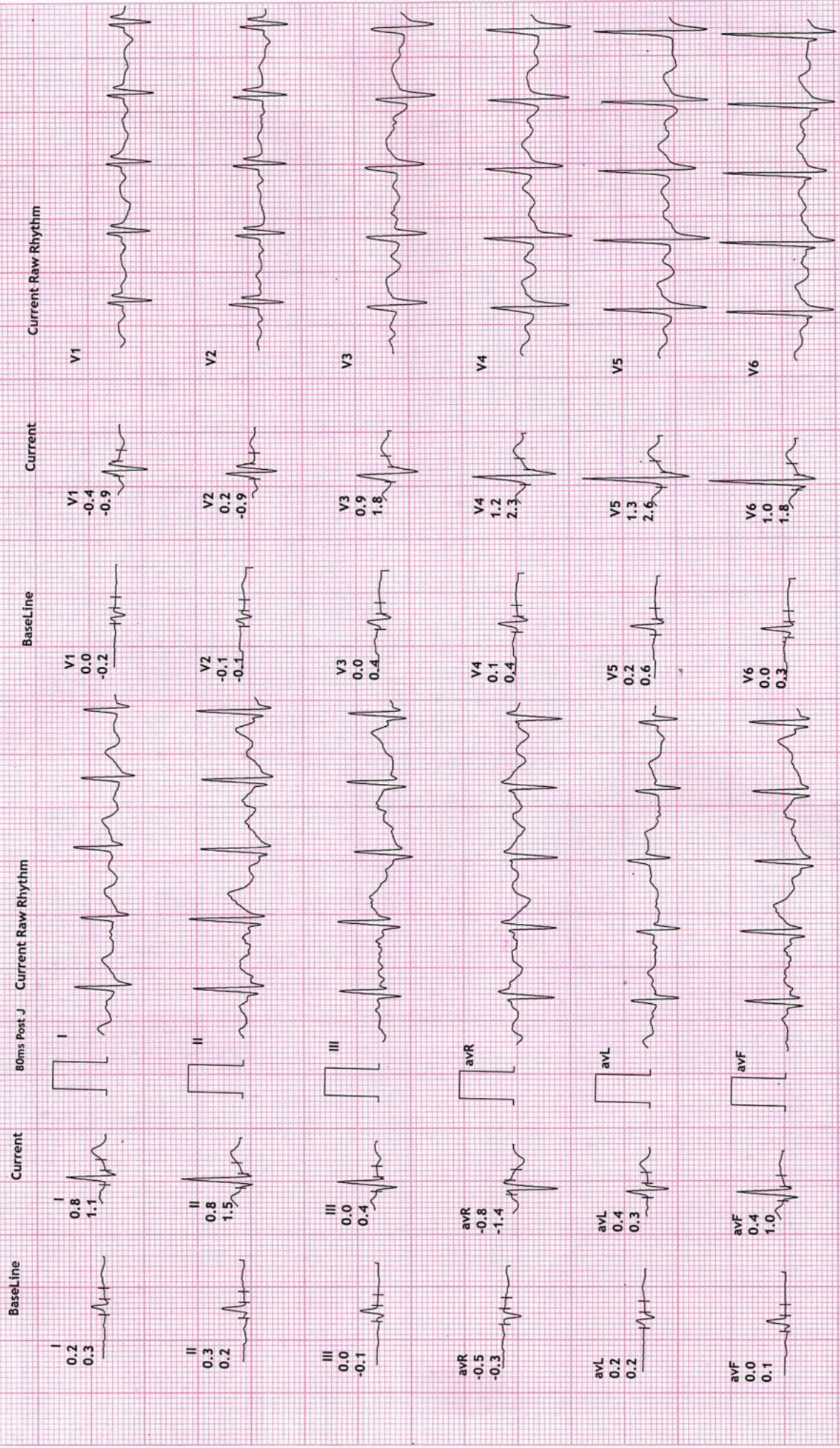
MPHR: 62% of 188
Speed: 4.0 kmph
Grade: 12.0%

Raw ECG
BRUCE
(1.0-100)Hz

12 Lead + Comparison

Ex Time 06:00
BLC :On
Notch :On

Stage 2 (03:00
10.0 mm/mV
25 mm/Sec.



REVIVAL DIAGNOSTICS

4TH FLOOR, AQUA CORRIDOE, NEAR STAR BAZAR, ADAJAN- 395009, SURAT

4423/MANISH DAGAR
32 Yrs/Male
102 Kg/180 Cms

Date: 22-Oct-2022 09:46:49 AM

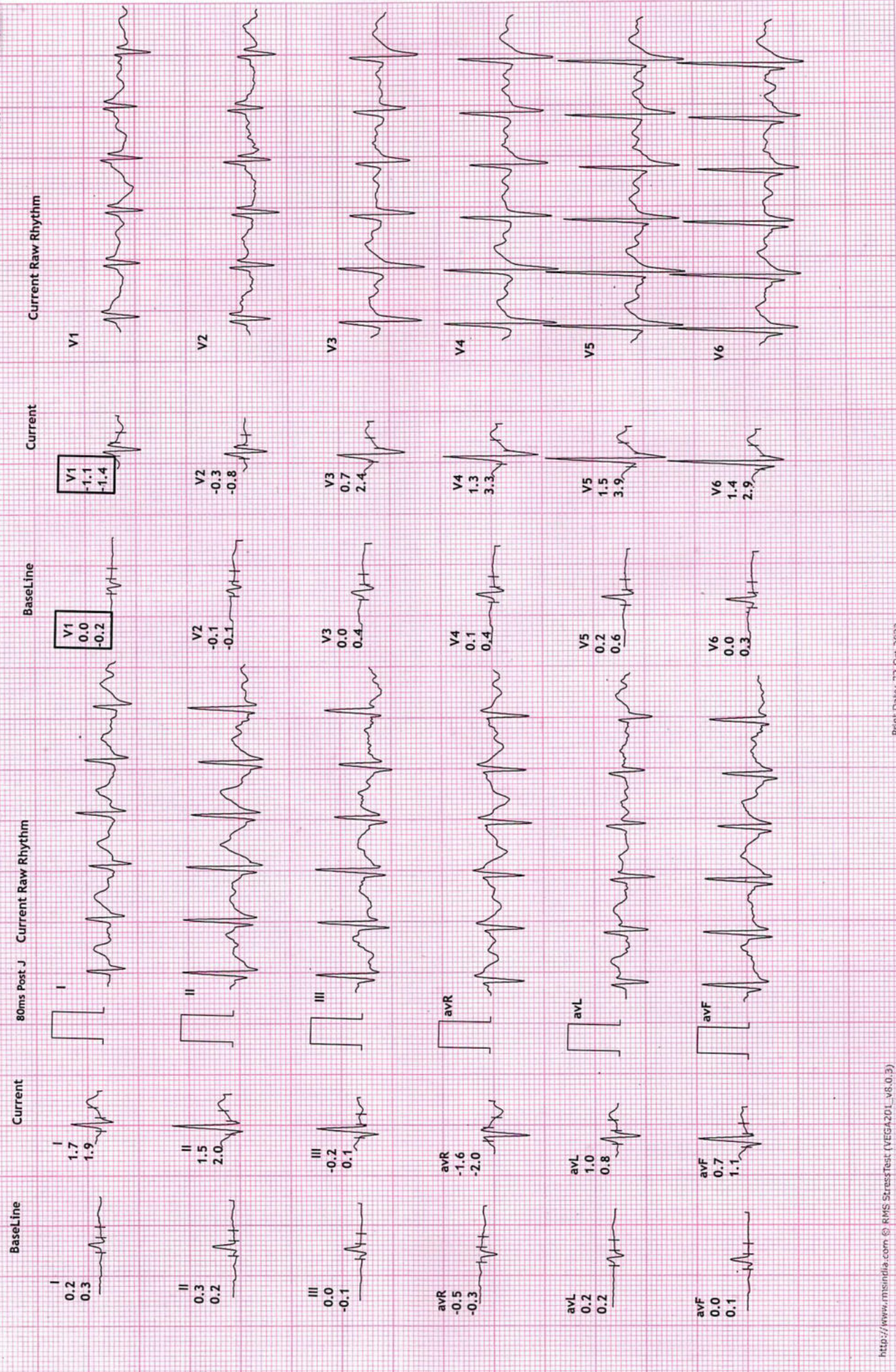
HR: 137 bpm
METS: 10.2
BP: 140/90

MPHR: 72% of 188
Speed: 5.5 kmph
Grade: 14.0%

Raw ECG
BRUCE
(1.0-100)HZ

Ex Time 09:00
BLC : On
Notch : On

Stage 3 (03:00
10.0 mm/mV
25 mm/Sec.



REVIVAL DIAGNOSTICS

4TH FLOOR, AQUA CORRIDOE, NEAR STAR BAZAR, ADAJAN- 395009, SURAT

4423/MANISH DAGAR

32 Yrs/Male

102 Kg/180 Cms

Date: 22-Oct-2022 09:46:49 AM

HR: 162 bpm

METS: 12.1

BP: 160/90

MPHR: 86% of 188

Speed: 6.8 kmph

Grade: 16.0%

12 Lead + Comparison

Raw ECG

BRUCE

(1.0-100)Hz

Ex Time 10:38

BLC :On

Notch :On

PeakEx

10.0 mm/mV

25 mm/Sec.



REVIVAL DIAGNOSTICS

4TH FLOOR, AQUA CORRIDOE, NEAR STAR BAZAR, ADAJAN- 395009, SURAT

4423/MANISH DAGAR

32 Yrs/Male

102 Kg/180 Cms

Date: 22-Oct-2022 09:46:49 AM

HR: 121 bpm

METS: 4.2

BP: 180/90

MPHR: 64% of 188

Speed: 0.0 kmph

Grade: 0.0%

12 Lead + Comparison

Raw ECG

BRUCE

(1.0-100)HZ

Ex Time 10:38

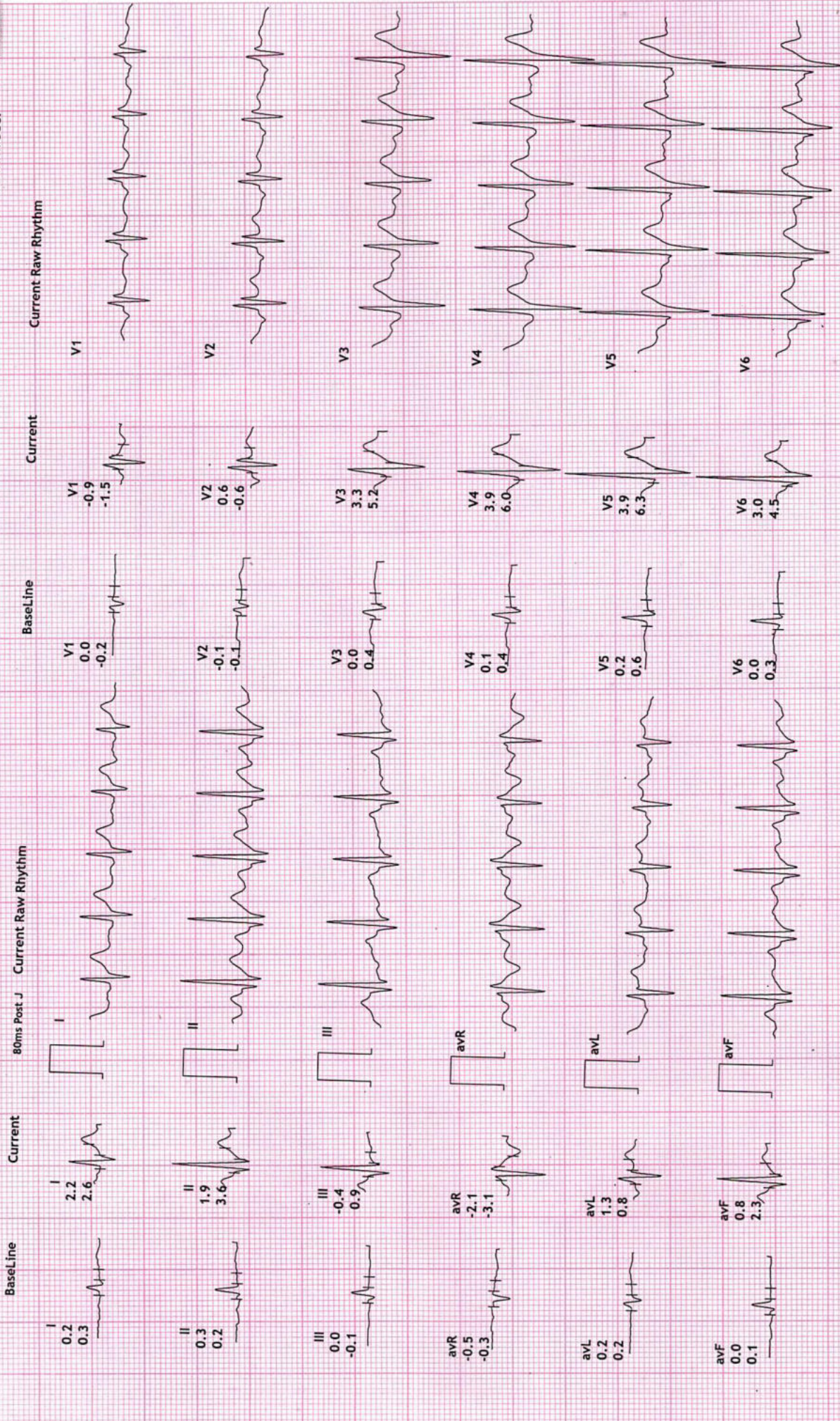
BLC :On

Notch :On

Recovery : (01:06)

10.0 mm/mV

25 mm/Sec.



REVIVAL DIAGNOSTICS

4TH FLOOR, AQUA CORRIDOE, NEAR STAR BAZAR, ADAJAN- 395009, SURAT

4423/MANISH DAGAR
32 Yrs/Male
102 Kg/180 Cms

Date: 22-Oct-2022 09:46:49 AM

HR: 95 bpm
METS: 1.0
BP: 180/90

MPHR: 50% of 188
Speed: 0.0 kmph
Grade: 0.0%

Raw ECG
BRUCE
(1.0-100)HZ

12 Lead + Comparison

Ex Time 10:38
BLC :On
Notch :On

Recovery : (02:00)
10.0 mm/mv
25 mm/Sec.



REVIVAL DIAGNOSTICS

4TH FLOOR, AQUA CORRIDOE, NEAR STAR BAZAR, ADAJAN- 395009, SURAT

4423/MANISH DAGAR
32 Yrs/Male
102 Kg/180 Cms

Date: 22-Oct-2022 09:46:49 AM

HR: 95 bpm
METS: 1.0
BP: 180/90

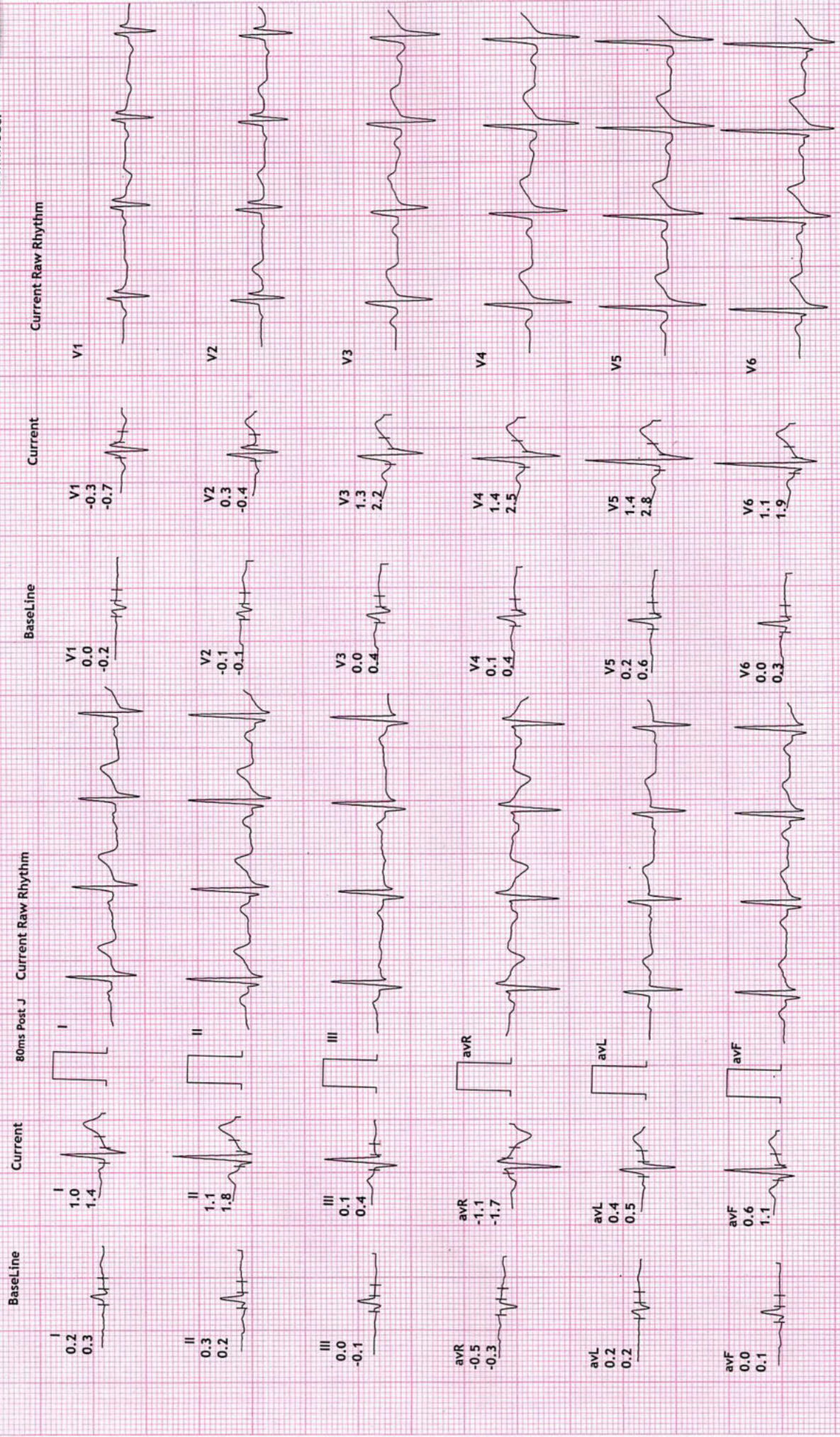
MPHR: 50% of 188
Speed: 0.0 kmph
Grade: 0.0%

Raw ECG
BRUCE
(1.0-100)HZ

12 Lead + Comparison

Ex Time 10:38
BLC :On
Notch :On

Recovery : (03:06)
10.0 mm/mV
25 mm/Sec.



REVIVAL DIAGNOSTICS

4423/MANISH DAGAR
4TH FLOOR, AQUA CORRIDOE, NEAR STAR BAZAR, ADAJAN- 395009, SURAT

32 Yrs/Male
102 Kg/180 Cms

Date: 22-Oct-2022 09:46:49 AM

HR: 92 bpm
METS: 1.0
BP: 170/90

MPHR: 48% of 188
Speed: 0.0 kmph
Grade: 0.0%

Raw ECG
BRUCE
(1.0-100)Hz

Ex Time 10:38
BLC : On
Notch : On

Recovery : (04:00)
10.0 mm/mV
25 mm/Sec.



R

NAME : MANISH DAGGAR
AGE: 32 YRS / MALE
REF BY: MEDI WHEEL





Name	MANISH DAGAR	Age/Gender	32Yrs/Male
Reg No.	2770/22	Receipt No	2475
Referred By	BOB - MEDI WHEEL(PKG10000240)	Mode of Payment	CREDIT
Collection Type	CENTER	Collection DateTime	22-Oct-2022 08:41 AM

CHEST RADIOGRAPH (PA VIEW)

- Hilar shadows are within normal limits.
- Pulmonary vasculature appears normal.
- Cardiac appears normal in size.
- Both dome of the diaphragm are smooth.
- Both costophrenic recesses are clear.
- Both lung fields appear normal.
- Visualized bones and soft tissue shadows appear normal.

IMPRESSION: NORMAL STUDY.

DR. CHIRAG K PATEL
RADIOLOGIST

REVIVAL
DIAGNOSTICS

Dr. Chirag K. Patel
Dr. Chirag K. Patel
Reg. No. G-23509/MBBS-DMPD
Revival Diagnostics
Signature
Revival Diagnostics
Nr. State Bazar, Hazira Corridor,
Nr. State Bazar, Hazira Main Road,
Adajan, Surat-395009.
Mo. 97266 726683

Laboratory Test Result are Subject to technical limitation and should be clinically correlate for final diagnosis



Name	MANISH DAGAR	Age/Gender	32Yrs/Male
Reg No.	2770/22	Receipt No	2475
Referred By	BOB - MEDI WHEEL(PKG10000240)	Mode of Payment	CREDIT
Collection Type	CENTER	Collection DateTime	22-Oct-2022 08:41 AM

USG OF ABDOMEN & PELVIS

LIVER:

Liver is normal in size and echotexture.
No evidence of focal SOL or dilatation of IHBR seen.
Portahepatis appear normal.

GALLBLADDER:

Gallbladder appeared normal. No calculus or mass lesion seen.

PANCREAS:

Pancreas appears normal in size and echotexture.
No focal lesion, mass or pancreatitis.

SPLEEN:

Spleen appears normal in size and echotexture.

PARAAORTIC REGION:

Aorta grossly appears normal.
No paraaortic lymphnodes seen.

KIDNEYS:

right renal concretions noted

Both kidneys appear normal in size, shape and in position.
Cortex and collecting system of both kidneys appears normal.
No evidence of calculus or obstructive uropathy on either side.

URINARY BLADDER:

Bladder appears normal. No calculus or mass lesion is seen.

PROSTATE:

Prostate appears normal in size and echotexture.
No evidence of free fluid in pelvis.

COMMENTS: Normal USG Abdoman and pelvis

Dr. Chirag K. Patel
MBBS-DMPD
Reg. No. G-23509
Revival Diagnostics
4th Floor, Aqua Corridor,
Nr. Star Bazar, Hazira Road,
Adajan, Surat-395009.
Mo. 97266 726683
Radiologist

Laboratory Test Result are Subject to technical limitation and should be clinically correlate for final diagnosis