



## BANK OF BARODA MEDICAL EXAMINATION REPORT

Client name :- Shashi Kumar Sah  
Ref. No. :- .....  
Date of birth :- 04.05.1987, Sex :-  Male /  Female

Identification mark on the body :- Nothing as such found.

Photo ID Xerox :- Adhar card No. 568498263994

Date & place of medical examination :- 02.10.21, Asansol

Request for medical exam. of **BANK OF BARODA** through Medi Assist Health Care India (Pvt.) Ltd.

- A) 1. Height :- 172 cm.      2. Weight :- 82 kgs.  
3. Chest Inspiration :- 106 cm.      4. Chest Expiration :- 104 cm.  
5. Abdomen Girth :- 84 cm.  
6. Blood Pressure :- I) 132/84 mm. of Hg. II) ..... mm. of Hg.  
7. Pulse Rate :- 74 / minute.      Character of pulse :- Regular
- B) 1. Are you now in good health ? Yes  
2. Are you currently taking any medicine ? No  
3.) Are you married ? Yes  
4. Have you ever had a positive test for HIV / AIDS / Malignancy ? No  
5. Have you ever suffering from sexually transmitted disease or Hepatitis B or C ? No  
6. Have you any congenital disorders ? No  
7. Have you any respiratory disorders ? No  
8. Have you any musculo skeletal disorders ? No  
9. Have you CVS disorders ? No  
10. Have you GI system disorders ? No  
11. Have you urinary system disorders ? No  
12. Have you reproductive system disorders ? No





# ANUBIKSHAN

Diagnostic Centre

Near Asansol District Hospital(Main Gate)  
S.B. Gorai Road, Asansol-713301  
Email ID : anubikshan.dc@gmail.com  
Ph. : 0341-2221195, M. : 9732362727, 7872772680



ANUBIKSHAN DIAGNOSTIC CENTRE ANUBIKSHAN DIAGNOSTIC CENTRE ANUBIKSHAN DIAGNOSTIC CENTRE  
ANUBIKSHAN DIAGNOSTIC CENTRE ANUBIKSHAN DIAGNOSTIC CENTRE ANUBIKSHAN DIAGNOSTIC CENTRE  
ANUBIKSHAN DIAGNOSTIC CENTRE ANUBIKSHAN DIAGNOSTIC CENTRE ANUBIKSHAN DIAGNOSTIC CENTRE  
ANUBIKSHAN DIAGNOSTIC CENTRE ANUBIKSHAN DIAGNOSTIC CENTRE ANUBIKSHAN DIAGNOSTIC CENTRE  
ANUBIKSHAN DIAGNOSTIC CENTRE ANUBIKSHAN DIAGNOSTIC CENTRE ANUBIKSHAN DIAGNOSTIC CENTRE  
ANUBIKSHAN DIAGNOSTIC CENTRE ANUBIKSHAN DIAGNOSTIC CENTRE ANUBIKSHAN DIAGNOSTIC CENTRE

- 13. Have you Diabetes / Hypertension / Endocrine disorders? ..... NO,
- 14. Have you ever done any surgical operation? ..... NO,
- 15. Have you any ear problem? ..... NO,
- 16. Have you any eye problem? ..... NO VAK 6/6, Nervinon → NG  
CV - Normal
- 17. Have you nervous system disorders? ..... NO
- 18. Have you any abnormal growth? ..... NO
- 19. Have you any blood disorders? ..... NO,
- 20. What is general appearance of the client? ..... Healthy
- 21. Does the appearance correspond with the age? ..... Yes
- 22. Is there any personal peculiarities? ..... NO
- 23. Tobacco (Stick / gms)- Panmasala/Cigar / Cigarette / Bidi / Gutkha  Yes  No → 2/day  
Alcohol( ml)- Beer / Wine / Hard Liquor :- Qty./ Day For No. of Yrs



RB  
2/10/21

24. Family History	Age if living	Age at death	Present state of health or cause of death
Father		59Y,	ND,
Mother	54Y		Alive.
Brother (s)	29Y		Alive.
Sister (s)	31Y, 32Y,		

25. ANY REMARK BY THE MEDICAL EXAMINAR: - Healthy and  
fit for job except TSH level, → 7.6 in. high.

Shashi Sekh  
Signature of the Client

Dr. S.K. RAO  
Name of the Doctor

Date: - 02-Oct-21

Dr. Sanjeev Kevin Shah  
M.B.B.S., MD (Med.)  
Reg. No 16138  
Signature & Seal of the Doctor

**भारत सरकार**  
GOVERNMENT OF INDIA



শশি কুমার সাহ  
Shashi Kumar Sah  
পিতা : বিজয় সাহ  
Father : BIJAY SAH  
জন্ম সাল / Year of Birth : 1987  
পুরুষ / Male



5684 9826 3994

আধার - সাধারণ মানুষের অধিকার

*Shashi Sah*



*Dr. Sanjeev Kevin Shah*  
M.B.B.S., MD (Med.)  
Reg. No. 16138  
02.10.21

**भारतीय विशिष्ट परिचय प्राधिकरण**  
UNIQUE IDENTIFICATION AUTHORITY OF INDIA

ঠিকানা:  
জাইন ভবন, নুরুদ্দিন রোড,  
আসানসোল, আসানসোল (এম  
কর্ণ), উষাগ্রাম, বর্ধমান,  
পশ্চিমবঙ্গ, 713303

Address:  
JAIN BHAWAN, NURUDDIN  
ROAD, ASANSOL,  
ASANSOL MC, Ushagram,  
Bardhaman, West Bengal,  
713303

1947  
1800 180 1947

help@uidai.gov.in

www.uidai.gov.in

P.O. Box No.1947,  
Bengaluru-560 001

4cm

10:45:16 AM  
DATE: 02-10-2021

35711

R

SHASHI KUMAR SAH, 36Y Male  
SELF  
NEW ASANSOL X-RAY CLINIC. MOB -9434236862



PATIENT'S NAME:- SASHI KUMAR SAH

AGE: - 34 YEAR

SEX: - MALE

REF. BY DR.:- M.O.BANK OF BARODA.

DATE: - 02-10-2021

## REPORT

### CHEST X – RAY P A VIEW

Soft tissue around chest and bony cage --- normal.

No active lung lesion in either field.

Cardiac configuration normal.


Pleural recesses are clear.

## I M P R E S T I O N

✓ **NORMAL SKIAGRAM OF CHEST.**

### ADVICE

Clinical co-relation.

  
**DR. DIPANKAR DASGUPTA.**  
(M.B.B.S., D.M.R.D)  
(Regd.No:- WB-34374)



## Dr. Rajib Banerjee

B.Sc., B.H.M.S., DOS (Kol)  
Consultant Homoeopathic Physician  
and optometric Eye Specialist

### ADDRESS :

1 No. Mohishila Colony  
Bottala Bazar  
Asansol - 3  
Mob. : 9832197360

Rx

S/A

Shanti Kumar Saha

Rt. Eye		Lt. Eye	
Sph	Cyl	Sph	Cyl
Near Add. →		Near Add. →	

V.A. 6/6  
N.A. 6/6  
Near vision NC  
C.V. - Normal



### Chamber

Balananda Homoeo Clinic  
Khejurtala More  
Mohishila - 2, Asansol

Morning : 8.00 a.m. to 9.00 a.m.  
Evening : 6.00 p.m. to 9.30 p.m.  
Saturday Evening Closed  
& Sunday Morning Closed



Nationality: Indian



Patient ID: 012110020248	Collection Date/Time: 02/Oct/2021 01:49PM
Name: Mr. SHASHI KUMAR SAH	Received Date/Time: 02/Oct/2021 08:15PM
Age/Gender: 34 Y/Male	Approved Date/Time: 02/Oct/2021 10:19PM
Referred By: Dr. M.O. BANK OF BARODA	Print Date/Time: 04/Oct/2021 10:17AM
LabID: 10585499	Client Grp.: NIBEDITA COLLECTION
SpecimenType: Serum	

**DEPARTMENT OF IMMUNOLOGY**

Test Description	Observed Value	Unit	Method	Biological Ref. Interval
<b>T3,T4,TSH (THYROID PROFILE)</b>				
Triiodothyronine, Total (TT3)	1.29	ng/mL	ECI	0.97-1.69
Thyroxine, Total (TT4)	6.95	ug/dL	ECI	5.53-11.0
Thyroid Stimulating Hormone (TSH)	7.60*	µIU/mL	ECI	0.46-4.68

TSH Clinical Condition	Range (µIU/mL) ECI	Range (uIU/mL) CMIA
Euthyroid	0.46-4.68	0.35-4.94
Hyperthyroid	<0.46	<0.35
Hypothyroid	>4.68	>4.94

**\* TSH: Interpretation (Pregnancy)**

REFERENCE GROUP	REFERENCE RANGE in uIU/mL (As per American Thyroid Association)
Pregnancy	
1st Trimester	0.100 – 2.500
2nd Trimester	0.200 – 3.000
3rd Trimester	0.300 – 3.000

**COMMENT :**

The levels of thyroid hormone (T3 & T4) Are Low In case of Primary, secondary and tertiary hypothyroidism and sometimes in non-thyroidal illness also. Increased levels are found in grave's disease, hyperthyroidism and thyroid hormone resistance. T3 levels are also raised in T3 thyrotoxicosis. TSH levels are raised in primary hypothyroidism and are low in hyperthyroidism and secondary hypothyroidism.

Disclaimer: The test result mentioned here should be interpreted in view of clinical condition of the patient. In case of any clinical suspicion regarding any parameter, repeat test with fresh sample essential to conclude.

\*\*\* End Of Report \*\*\*

DR.PARTHA PRATIM PURKAIT  
MBBS, MD(PATH)  
CONSULTANT PATHOLOGIST



Dr. N.Mondal  
MD (Biochemistry)  
Consultant Biochemist



# ANUBIKSHAN

Diagnostic Centre


Near Asansol District Hospital(Main Gate)  
S.B. Gorai Road, Asansol-713301  
Email ID : anubikshan.dc@gmail.com  
website: www.anubikshan.com

PATIENT ID: 2021J4286 NAME: SHASHI KUMAR SAH AGE: 34 YR MALE  
ADVISED BY: Dr. BANK OF BARODA, .  
DATE OF RECEIPT : 02/10/2021 DELIVERY DATE : 02/10/2021 TIME : 07:00 PM

## HEAMATOLOGY TEST

TEST	RESULT	NORMAL RANGE
* Haemoglobin :-	14.6 gm/dl	14 - 18 gm/dl
* Total Leucocyte Count :-	6,200 /cu mm	4,000-11,000/cu mm
* Differential Leucocyte Count ::		
* -----		
Neutrophil	56 %	40-75%
Lymphocyte	39 %	20-45%
Monocyte	01 %	2-10%
Eosinophil	04 %	1-6%
Basophil	00 %	0-1%
* Erythrocyte Sedimentation	10 mm / 1st hour	Less than 15 mm (M) Less than 20 mm (F)
* P. C. V.	45 %	45.0-50.0% (M) 37.0-47.0% (F)
* M. C. V.	81.8 fl.	77-93 fl
* M. C. H.	26.5 pg.	27.0-32.0 pg
* M.C.H.C.	32.4 gm/dl.	31.0-35.0 gm/dl
* Platelet Count	1,82,000 /cu mm	1.5 - 4.0Lakh/cu mm
* R. B. C.	5.5 million/cu mm	6.0-8.0million/cu mm(M) 3.8-5.8million/cu mm(F)

All Reference ranges are age and sex matched. Reference limit mentioned herein are in accordance with the literature provided along with the kit. Which may change in chemistry or the kit.

  
DR. SWARUP GHOSH  
M.B.B.S, M.D  
Regd. No.52140





# ANUBIKSHAN

Diagnostic Centre

Near Asansol District Hospital(Main Gate)  
S.B. Gorai Road, Asansol-713301  
Email ID : anubikshan.dc@gmail.com  
website: www.anubikshan.com

PATIENT ID: 2021J4288    NAME: SHASHI KUMAR SAH    AGE: 34 YR    MALE  
ADVISED BY: Dr. BANK OF BARODA, .  
DATE OF RECEIPT : 02/10/2021    DELIVERY DATE : 02/10/2021    TIME : 07:00 PM

## REPORT ON BLOOD GROUP & Rh

TEST	RESULT	NORMAL RANGE
BLOOD GROUP	"O"	
RH Factor	"POSITIVE"	

All Reference ranges are age and sex matched. Reference limit mentioned herein are in accordance with the literature provided along with the kit. Which may change in chemistry or the kit.

DR. SWARUP GHOSH  
M.B.B.S, M.D  
Regd. No.52140

Phone : 0341-2221195, Mobile : 9732362727, 7872772680




PATIENT ID: 2021J4286 NAME: SHASHI KUMAR SAH AGE: 34 YR MALE  
ADVISED BY: Dr. BANK OF BARODA, .  
DATE OF RECEIPT : 02/10/2021 DELIVERY DATE : 02/10/2021 TIME : 07:00 PM

## BIO CHEMISTRY REPORT

TEST	RESULT	NORMAL RANGE
Plasma Glucose (Fasting)	84.6 mg/dl	70 - 115 mg/dl
Plasma Glucose (P.P)	98.7 mg/dl	80 - 150 mg/dl
Cholesterol	160.0 mg/dl	00 - 200 mg/dl
Triglyceride	140.0 mg/dl	0 - 200 mg/dl
HDL Cholesterol	35.0 mg/dl	30.0 - 90.0 mg/dl
LDL Cholesterol	97.0 mg/dl	00 - 130 mg/dl
V.L.D.L.	28.0 mg/dl	23 - 45 mg/dl
CHOLESTEROL/HDL RATIO	4.6 : 1	upto - 5.0
LDL/HDL RATIO	2.8 : 1	upto - 3.0
Serum Bilirubin (Total)	0.76 mg/dl	0.1 - 1.2 mg/dl
Serum Bilirubin (Direct)	0.25 mg/dl	0.0 - 0.4 mg/dl
Serum Bilirubin (Indirect)	0.51 mg/dl	UPTO - 0.8 mg/dl
S.G.P.T	75.6 U/L	00 - 45.0 U/L
S.G.O.T	62.7 U/L	00 - 35.0 U/L
Alkaline Phosphatase	85.4 U/L	40 - 130 U/L

All biochemistry done by fully automated system Diasys respons 910.

All Reference ranges are age and sex matched. Reference limit mentioned herein are in accordance with the literature provided along with the kit. Which may change in chemistry or the kit.

  
DR. SWARUP GHOSH  
M.B.B.S, M.D  
Regd. No.52140




PATIENT ID: 2021J4286 NAME: SHASHI KUMAR SAH AGE: 34 YR MALE  
ADVISED BY: Dr. BANK OF BARODA, .  
DATE OF RECEIPT : 02/10/2021 DELIVERY DATE : 02/10/2021 TIME : 07:00 PM

## BIO CHEMISTRY REPORT

TEST	RESULT	NORMAL RANGE
Total Protein	7.5 gm/dl	6.6 - 8.8 gm/dl
Albumin	4.4 gm/dl	3.5 - 5.2 gm/dl
Globulin	3.1 gm/dl	2.3 - 3.5 gm/dl
A : G	1.2:1	upto - 2.5:1
G.G.T	25 U/L	00 - 55 U/L
B.U.N.	16 mg/dl	5.0 - 21.0 mg/dl
Creatinine	1.0 mg/dl	0.7 - 1.4 mg/dl
Uric-Acid	3.5 mg/dl	3.5 mg/dl - 7.2 mg/dl

All biochemistry done by fully automated system Diasys respons 910.

All Reference ranges are age and sex matched. Reference limit mentioned herein are in accordance with the literature provided along with the kit. Which may change in chemistry of the kit.

  
DR. SWARUP GHOSH  
M.B.B.S, M.D  
Regd. No.52140



# ANUBIKSHAN

Diagnostic Centre

Near Asansol District Hospital(Main Gate)  
S.B. Gorai Road, Asansol-713301  
Email ID : anubikshan.dc@gmail.com  
website: www.anubikshan.com

PATIENT ID: 2021J4286 NAME: SHASHI KUMAR SAH AGE: 34 YR MALE  
ADVISED BY: Dr. BANK OF BARODA, .  
DATE OF RECEIPT : 02/10/2021 DELIVERY DATE : 02/10/2021 TIME : 07:00 PM

## URINE ROUTINE EXAMINATION

### PHYSICAL EXAMINATION

Colour : STRAW  
S.P.Gravity : 1.010  
Appearance : CLEAR  
Sediment : NIL


### CHEMICAL EXAMINATION

pH : 6.0  
Protein : NIL  
Sugar : NIL  
Blood : NIL

### MICROSCOPICAL EXAMINATION

R.B.C : NIL  
Pus Cells : 1-2/HPF  
Epethilial Cells : 0-1/HPF  
Casts : NOT FOUND  
Crystals : NOT FOUND  
Bacteria : NOT FOUND  
Others : NOT FOUND

All Reference ranges are age and sex matched. Reference limit mentioned herein are in accordance with the literature provided along with the kit. Which may change in chemistry or the kit.

  
DR. SWARUP GHOSH  
M.B.B.S, M.D  
Regd. No.52140

Phone : 0341-2221195, Mobile : 9732362727, 7872772680



Pathology Department

REPORT ON EXAMINATION OF

**GLYCOSYLATED HEMOGLOBIN**


<b>PATIENT'S NAME :- SHASHI KUMAR SAH</b>	<b>AGE :- 34 YEAR</b>	<b>SEX :- MALE</b>
<b>REF. BY DR.:- BANK OF BARODA.</b>	<b>DATE :- 02.10.2021</b>	

**HbA1C**

<b><u>TEST</u></b>	<b><u>RESULT</u></b>	<b><u>NORMAL RANGE</u></b>
<b>HbA1C</b>	<b>4.2 %</b>	<b>NON-DIABETIC - ( &lt;6% )</b>
		<b>GOOD CONTROL-(6.0%-7%)</b>
		<b>FAIR CONTROL- ( 7.1%-8% )</b>
		<b>POOR CONTROL- ( &gt;8% )</b>

**Alert :-** Poor control may develop long term complications such as Retinopathy, Nephropathy, Neuropathy and Cardiopathy etc.

**Comment :-** MBG is a value calculated from HbA1c and indicator of average more or less glucose Level over past three months.

  
**Dr. Swarup Ghosh**  
MBBS, MD. (Pathology)  
Regd No 52140





PATIENT ID: 2021J4380 NAME: SHASHI KUMAR SAH AGE: 34 YR MALE  
ADVISED BY: Dr. M.O. BANK OF BARODA, .  
DATE OF RECEIPT : 04/10/2021 DELIVERY DATE : 04/10/2021 TIME : 07:00 PM

## URINE ROUTINE EXAMINATION

### PHYSICAL EXAMINATION

Colour : WATERY  
S.P.Gravity : 1.010  
Appearance : CLEAR  
Sediment : NIL

### CHEMICAL EXAMINATION


pH : 6.0  
Protein : NIL  
Sugar : NIL  
Blood : NIL

### MICROSCOPICAL EXAMINATION

R.B.C : NIL  
Pus Cells : 1-2/HPF  
Epithelial Cells : 0-1/HPF  
Casts : NOT FOUND  
Crystals : NOT FOUND  
Bacteria : NOT FOUND  
Others : NOT FOUND

URINE AFTER FBS SAMPLE.

All Reference ranges are age and sex matched. Reference limit mentioned herein are in accordance with the literature provided along with the kit. Which may change in chemistry of the kit.

  
Dr. Swarup Ghosh  
MBBS. MD. (Pathology)  
Regd No. 5140



PATIENT'S NAME: - SHASHI KUMAR SAH

AGE: - 34 YEAR

GENDER: - MALE

REFERRED BY DR: - M.O.BANK OF BARODA.

DATE: - 04-10-2021

## U. S. G. OF WHOLE ABDOMEN

### LIVER

Normal shape and size. Homogeneous echo texture of the liver is seen.  
No focal parenchymal lesion is seen. (Measure:- 134.52 mm.)

### PORTA

Portal vein at porta hepatis measures:- 5.60 mm. in diameter.  
The appearance of porta is normal.

### GALL BLADDER

Normal shape, size and position of the Gall Bladder is seen.  
No calculus or any intraluminal mass is seen.

### COMMON BILE DUCT

Common bile duct is not dilated (1.43 mm.)  
No calculus or any intraluminal echogenicity.

### PANCREAS

Normal echo-texture of the pancreas is seen. No space occupying lesion is seen.  
Its relation with the anatomical landmark is normal.

### SPLEEN

Normal dimension of the spleen is seen. It shows normal echo-texture.  
No space occupying lesion is seen in the spleen. (Measure:- 89.41 mm.)

### KIDNEYS

Both the kidneys are normal in shape, size, margin and axis.  
Cortico medullary differentiation is normal.  
No calculi or any hydronephrotic changes noted.  
(Rt. Kidney Measure:- 101.76 mm. and Lt. Kidney Measure:- 102.37 mm. in length.)

### URINARY BLADDER

Normal shape and size of the urinary bladder is seen.  
No intraluminal echo is noted.

HR POUCH:- NO FLUID NOTED.

### PROSTATE

Normal in size (Measure: - 32.84 mm x 21.54 mm x 24.97 mm = 9.25 ml)

➤ **IMPRESSION :-**  
**NORMAL STUDY**

### ADVICE

Clinical co-relation.

*Signature*  
4/10

**DR. DIPANKAR DASGUPTA.**  
(M.B.B.S., D.M.R.D.)  
(Regd.No:- WB-34374)

PATIENT'S NAME :- SHASHI KUMAR SHAW

AGE:-34 YEAR SEX:- MALE

REF BY DR: - M.O. BANK OF BARODA.

DATE:- 04-10-2021

U.S.G. OF WHOLE ABDOMEN

# ANUBIKSHAN DIAGNOSTIC CENTRE

NEAR ASANSOL DISTRICT HOSPITAL (MAIN GATE)  
S.B.GORAI ROAD (EAST), PIN - 713301

LANDLINE: - 0341-3590332 // MOB - 7872772680

E- mail add: - anubikshan.dc @ gmail.com

