

V1-006/REG: V1-010/ 2011-01-10 22:38



Bhavana Banker

HR : 72 bpm
 R-R : 829 ms
 P-R : 165 ms
 QRS : 84 ms
 QT/QTc : 376/412 ms
 P/ORS/T : 68/54/57 ms
 RV5/SV1 : 0.910/0.620 mV
 RV5/SV1 : 1.530 mV

Dr. Krish Prasad
 M.D., PGDCC
 Associate Consultant-Cardiologist
 Reg.No:G-50514

Unconfirmed Report Verified by:



Heart & General Clinic

Icure Heart & Diet Clinic, 402, Epsilon tower, opp Pasha bhai park, Race course, Vadodara

:: PERSONAL HEALTH REPORT ::

Bhuvna Bunkar		*DATE 25/3/23
		SR. NO.
		SEX. female
		AGE
		HEIGHT
		WEIGHT

HISTORY


Present History : NO
 Past Illness History : NO Diabetes/Hypertension/Tuberculosis/Asthma/Epilepsy
 Past Occupational History : NO
 Family History : NO
 Personal History : she had c-section in 2015
 Addiction : NO Tobacco/Gutkha/Smoking/Alcohol

GENERAL EXAMINATION

T.P.R. : B.P. : 120/80 mmHg
 Pallor/Icterus/Cyanosis/Varicosity/Lymph Nodes/Thyroid/Oedema/NVE/Other :

SYSTEMIC EXAMINATION

R.S. : NAD
 C.V.S : NAD
 C.N.S : NAD
 A.S. : NAD
 Musculo-skelet System : NAD



E.N.T. Ex.	NAD	ACUITY OF VISION		RT EYE = 0.5	LT EYE = 0.5
		Without Glass	DISTANT	6/	6/
Dental Ex.	NAD		Near	6/	6/
		Skin Ex.		NAD	DISTANT
Psychic Ex.	NAD		Near		
		COLOUR BLINDNESS NAD			

REMARK

ADVICE

The Worker is **FIT**/UNFIT for the assigned job.

Dr. Krish P. Vaidya
 MD, PGCC
 Associate Consultant-Cardiology
 Reg No. G-50510

DR. KRISH VAIDYA

MD G-50510, CIH



भारत सरकार



Banker Bhavna
Date of Birth/DOB: 15/03/1985
Female/ FEMALE




4901 6223 5152

VID : 9176 1145 6329 0723

मेरा आधार, मेरी पहचान

Bhavna





BARODA DIAGNOSTIC LABORATORY



Patient's name : Bhavna Banker
Age/Sex : 38 Years/Female
Referred by : C/o. I Cure Heart & Diet Clinic
Sample From : LAB
UHID :

Reg. ID : icure-910-19
Accession : 28376
Reg. Date : 25/03/2023
Collection Time : 25/03/2023 16:15

COMPLETE BLOOD COUNT

Sample Type: EDTA

Test Name	Result	Units	Biological Reference Interval
<u>Blood Counts</u>			
Haemoglobin :	14.0	Gms%	12.5 - 16.0
Total R.B.C. :	4.41	mill/c.mm	4.2 - 5.4
Total W. B. C. :	6250	/cu mm	4000 - 10500
Platelet Count :	339000	/cu.mm	1,50,000 - 4,50,000
<u>Differential Count</u>			
Neutrophils :	61	%	40 - 70
Lymphocytes :	36	%	20 - 40
Eosinophils :	02	%	1 - 4
Monocytes :	<u>01</u>	%	2 - 6
Basophils :	00	%	0 - 01
<u>Blood Indices</u>			
P. C. V :	38.0	%	37 - 47
M. C. V. :	86.2	fl	78 - 100
M.C.H :	<u>31.7</u>	pg	27 - 31
M. C. H. C :	<u>36.8</u>	%	32 - 36
R.D.W :	11.8	%	11.5 - 14.0

E.S.R.(Westergren Method)


After one hour : 8 mm 3 - 12

Remark : Sample received from I cure Heart & Diet Clinic

Dr. Priya Kriplani

LAB

LAB USE ONLY (Entered by : AP Enter Date/Time: 28/03/2023 6:01:00 PM) (Verify by : Dr. Harsh Pandya Verify Date/Time: 25/03/2023 6:35:00 PM)



Dr. Harsh Pandya (MD) Consultant Pathologist Reg. No.: G-32582
Dr. Priya Kriplani (MD) Consultant Pathologist Reg. No.: G-46004



Scanned with OKEN Scanner



BARODA DIAGNOSTIC LABORATORY



Patient's name : Bhavna Banker
Age/Sex : 38 Years/Female
Referred by : C/o. I Cure Heart & Diet Clinic
Sample From : LAB
UHID :

Reg. ID : icure-910-19
Accession : 28376
Reg. Date : 25/03/2023
Collection Time : 25/03/2023 16:15

LIVER FUNCTION TEST

Sample Type: Serum

Test Name	Result	Units	Biological Reference Interval
S.G.P.T (ALT) :	20	U/L	0 - 40
S.G.O.T (AST) :	28	U/L	0 - 37
ALK.PHOSPHATASE :	51	U/L	35 - 105
G.G.T :	11.9	U/L	8 - 78
<u>Bilirubin</u>			
Total :	0.48	mg/dl	0.2 - 1.0
Direct :	0.28	mg/dl	0 - 0.6
Indirect :	0.2	mg/dl	0 - 0.5
<u>Serum Proteins</u>			
Total Protein :	6.99	gms/dl	6.4 - 8.3
Albumin :	4.00	gms/dl	3.8 - 4.4
Globulins :	2.99	gms/dl	2.3 - 3.5
A/G Ratio :	1.34		0.9 - 2.9

Done on Fully automated biochemistry analyser - COBAS C 111

Dr. Priya Kriplani

LAB
LAB USE ONLY (Entered by :AP Enter Date/Time:25/03/2023 5:02:00 PM) (Verify by :OP1 Verify Date/Time:25/03/2023 5:36:00 PM)



Dr Harsh Pandya
(MD)
Consultant Pathologist
Reg. No.: G-32582

Dr. Priya Kriplani
(MD)
Consultant Pathologist
Reg. No.: G-46004

302, Trivia Complex, Natubhai Circle, Race Course, Vadodara. ☎: +91 88660 09950 / 74050 09950 ✉: bdl95950@gmail.com

Laboratory results serve as an aid to diagnosis & should be interpreted in relation to clinical findings. Please refer back to laboratory in case of any discrepancy.



Scanned with OKEN Scanner



BARODA DIAGNOSTIC LABORATORY



Patient's name : Bhavna Banker
Age/Sex : 38 Years/Female
Referred by : C/o. I Cure Heart & Diet Clinic
Sample From : LAB
UHID :

Reg. ID : icure-910-19
Accession : 28376
Reg. Date : 25/03/2023
Collection Time : 25/03/2023 16:15

RENAL FUNCTION TEST

Test Name	Result	Units	Biological Reference Interval
Urea :	12	mg/dl	10 - 50
Bun (Calculated) :	5.6	mg/dl	0 - 18
Creatinine :	0.90	mg/dl	0.4 - 1.5
Uricacid :	4.31	mg/dl	3.4 - 7.0


BUN CREAT RATIO : 10:1 - 20:1

Remarks : Sample received from I cure Heart & Diet Clinic

Done on Fully automated biochemistry analyser - COBAS C 111

Handwritten signature: Dr. Priya Kriplani

LAB
LAB USE ONLY (Entered by :AP Enter Date/Time:25/03/2023 5:01:00 PM) (Verify by :OP1 Verify Date/Time:25/03/2023 5:39:00 PM)



Dr Harsh Pandya
(MD)
Consultant Pathologist
Reg. No.: G-32582

Dr. Priya Kriplani
(MD)
Consultant Pathologist
Reg. No.: G-46004

302, Trivia Complex, Natubhai Circle, Race Course, Vadodara. ☎: +91 88660 09950 / 74050 09950 ✉: bdl95950@gmail.com

Laboratory results serve as an aid to diagnosis & should be interpreted in relation to clinical findings. Please refer back to laboratory in case of any discrepancy.



Scanned with OKEN Scanner



BARODA DIAGNOSTIC LABORATORY



* 2 8 3 7 6 *

Patient's name : Bhavna Banker
Age/Sex : 38 Years/Female
Referred by : C/o. I Cure Heart & Diet Clinic
Sample From : LAB
UHID :

Reg. ID : icure-910-19
Accession : 28376
Reg. Date : 25/03/2023
Collection Time : 25/03/2023 16:15

LIPID PROFILE

Sample Type: Serum

Test Name	Result	Units	Biological Reference Interval
Cholesterol :	144	mg/dl	0 - 200
Triglyceride :	111	mg/dL	0 - 150
HDL - Cholesterol :	44	mg/dL	35 - 65
LDL - Cholesterol :	77.8	mg/dL	0 - 130
VLDL - Cholesterol :	22.2	mg/dL	0 - 30
Total Cholesterol/HDL Ratio :	3.27		1 - 6
LDL / HDL Cholesterol Ratio :	1.77		0 - 3.5

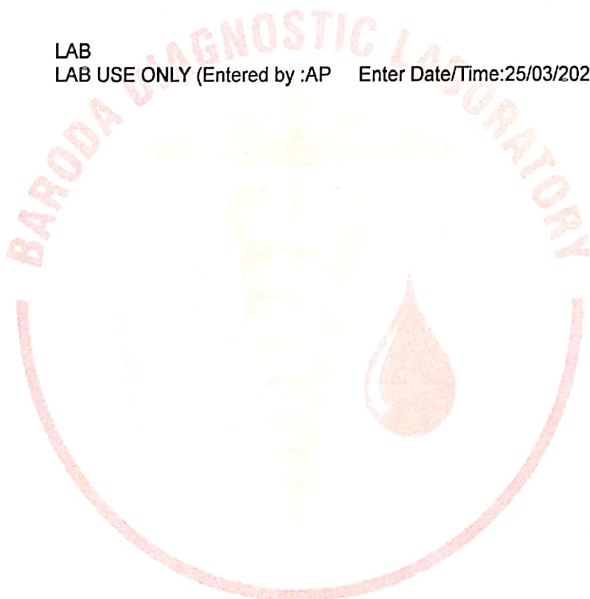
Remarks : Sample received from I cure Heart & Diet Clinic

Done on Fully automated biochemistry analyser - COBAS C 111

Dr. Priya Kriplani

LAB

LAB USE ONLY (Entered by : AP Enter Date/Time: 25/03/2023 5:02:00 PM) (Verify by : OP1 Verify Date/Time: 25/03/2023 5:39:00 PM)



Dr Harsh Pandya
(MD)
Consultant Pathologist
Reg. No.: G-32582

Dr. Priya Kriplani
(MD)
Consultant Pathologist
Reg. No.: G-46004

302, Trivia Complex, Natubhai Circle, Race Course, Vadodara. ☎: +91 88660 09950 / 74050 09950 ✉: bdl95950@gmail.com

Laboratory results serve as an aid to diagnosis & should be interpreted in relation to clinical findings. Please refer back to laboratory in case of any discrepancy.



Scanned with OKEN Scanner



BARODA DIAGNOSTIC LABORATORY



Patient's name : Bhavna Banker
Age/Sex : 38 Years/Female
Referred by : C/o. I Cure Heart & Diet Clinic
Sample From : LAB
UHID :

Reg. ID : icure-910-19
Accession : 28376
Reg. Date : 25/03/2023
Collection Time : 25/03/2023 16:15

HbA1C REPORT

Sample Type: EDTA

Test Name	Result	Units	Biological Reference Interval
HbA1C :	5.29	%	Excellent control: 4.2-6.2 Good Control : 6.3-7.2 Fair Control : 7.3-8.2 Poor Control : >8.3
Mean Blood Glucose levels : of last 03months	105.0	mg/dl	

NOTE

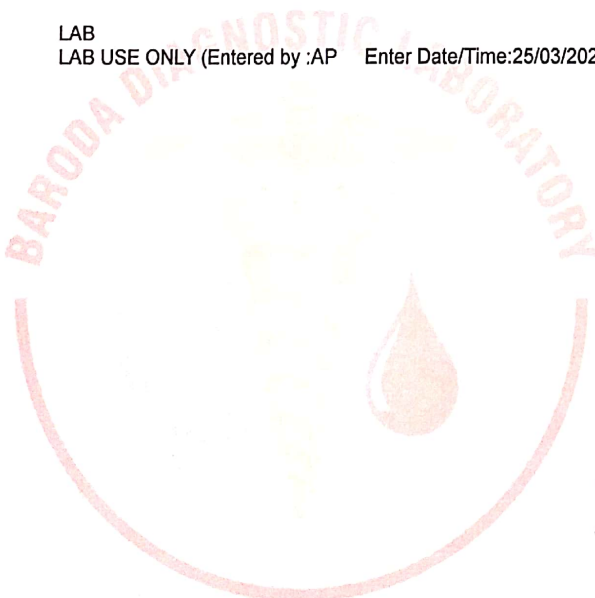
*As per the new 2009 update of American Diabetes Association regarding HbA1C & Mean Blood Glucose relationship.

This test is used to monitor diabetic patients compliance with the therapeutic regimen and long term blood glucose control. It's level is proportional to both the average blood glucose concentration and the life span of the red blood cells (RBC) in circulation. HbA1c values are free of day to day glucose fluctuations and are unaffected by exercise or recent food intake.

Dr. Priya Kriplani

LAB

LAB USE ONLY (Entered by :AP Enter Date/Time:25/03/2023 5:02:00 PM) (Verify by :OP1 Verify Date/Time:25/03/2023 5:36:00 PM)



Dr Harsh Pandya
(MD)

Consultant Pathologist
Reg. No.: G-32582

Dr. Priya Kriplani
(MD)

Consultant Pathologist
Reg. No.: G-46004

302, Trivia Complex, Natubhai Circle, Race Course, Vadodara. ☎ : +91 88660 09950 / 74050 09950 ✉ : bdl95950@gmail.com

Laboratory results serve as an aid to diagnosis & should be interpreted in relation to clinical findings. Please refer back to laboratory in case of any discrepancy.



Scanned with OKEN Scanner



BARODA DIAGNOSTIC LABORATORY



* 2 8 3 7 5 *

Patient's name : Bhavna Banker
Age/Sex : 38 Years/Female
Referred by : C/o. I Cure Heart & Diet Clinic
Sample From : LAB
UHID :

Reg. ID : icure-909-19
Accession : 28375
Reg. Date : 25/03/2023
Collection Time : 25/03/2023 16:15

THYROID FUNCTION

Sample Type: Serum

Test Name	Result	Units	Biological Reference Interval
TOTAL T3 :	1.357	ng/ml	0.84 - 2.0
TOTAL T4 :	5.248	ug/dl	5.1 - 14.0
TSH :	3.316	mIU/L	0.25 - 5.0
Remark :	Sample received from I cure Heart & Diet Clinic		

Method : CLIA

LAB
LAB USE ONLY (Entered by :NITI Enter Date/Time:25/03/2023 7:09:00 PM) (Verify by :NITI Verify Date/Time:25/03/2023 7:09:00 PM)



Dr Harsh Pandya
(MD)
Consultant Pathologist
Reg. No.: G-32582

Dr. Priya Kriplani
(MD)
Consultant Pathologist
Reg. No.: G-46004

302, Trivia Complex, Natubhai Circle, Race Course, Vadodara. ☎: +91 88660 09950 / 74050 09950 ✉: bdl95950@gmail.com

Laboratory results serve as an aid to diagnosis & should be interpreted in relation to clinical findings. Please refer back to laboratory in case of any discrepancy.



Scanned with OKEN Scanner


Heart & General Clinic

iCure Heart& Diet Clinic, 402, Epsil on tower, opp Pasha bhai park, Race course, Vadodara

Name : BHAVNA BANKER
Ref By : ICURE HEART & DIET CLINIC

Age/Sex : 38 Yrs./M
Date : 25/03/2023
Report ID. : 22

HAEMOGRAM PROFILE

<u>TEST</u>	<u>RESULT</u>
Blood Group	: " B "
Rh Factor (Anti D.)	: " POSITIVE "

BIOCHEMISTRY

FASTING (FBS)

Blood Glucose : 80.0 mg/dL 70 - 110 mg/dL

POST-PRANDIAL

Blood Glucose : 139.0 mg/dL 80 - 140 mg/dL

Done By Fully Auto Analyzer MIURA, A-1004

END OF REPORT




Heart & General Clinic

iCure Heart& Diet Clinic, 402, Epsil on tower, opp Pasha bhai park, Race course, Vadodara

Name : BHAVNA BANKER
Ref By : ICURE HEART & DIET CLINIC

Age/Sex : 38 Yrs./M
Date : 25/03/2023
Report ID. : 22

EXAMINATION OF URINE

<u>TEST</u>	<u>RESULT</u>	<u>UNIT</u>
Sample	: FASTING	
<u>PHYSICAL EXAMINATION</u>		
Quantity	: 20	mL
Colour	: PALE YELLOW	
Transparency	: CLEAR	
Specific Gravity	: 1.003	
Reaction	: ACIDIC	
Deposits	: ABSENT	
<u>CHEMICAL EXAMINATION</u>		
Albumin	: NIL	
Sugar	: NIL	
Acetone	: ABSENT	
Bile Salts	: ABSENT	
Bile Pigments	: ABSENT	
Urobilinogen	: NORMAL : ~ < 1.0 mg/dL	
Occult Blood	: ABSENT	
Nitrate	: ABSENT	
<u>MICROSCOPIC EXAMINATION</u>		
Pus Cells	: 0-1 / hpf	
RBC	: NIL	
Epithelial Cells	: NIL	
Crystals	: NIL	
Amorphous Phosphate	: NIL	
Cast	: NIL	



END OF REPORT



2D Echocardiography & Color Doppler Report

iCure Hear care, 402, Epsilon tower, opp Pasha bhai park, Race course, Vadodara

Patient Name: Mrs Bhavna Banker

Dates: 25 / 03 / 2023

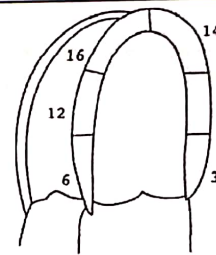
Age Gender: female - 36 Years

M. Mode Study:

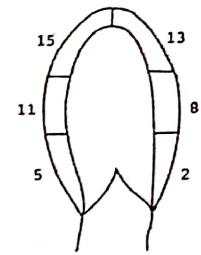
LA	35	IVS	09	PWD	10
AO	27	LVDs	25	LVDd	49

Doppler Study:

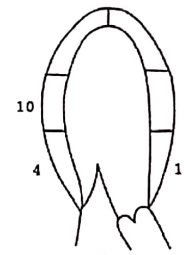
Mitral Valve	E: 0.79 A: 0.32
Aortic Valve	Normal
Tricuspid Valve	Normal
Pulmonary Valve	Normal



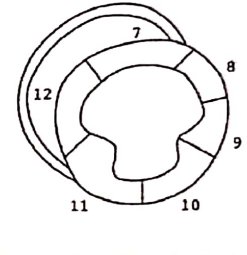
Apical
4 chamber view



Apical
2 chamber view



Apical
3 chamber view



Parasternal short
axis view

Conclusion:

- **Normal LV Systolic function**
- **LVEF: 56 % ,No RWMA**
- **Cardiac Chambers: Normal**
- **Diastolic function: Normal**
- **TR: No PAH: No RVSP: 19mmhg**
- **No Ms , No MR**
- **No AR , No AS**
- **ASD/VSD/PDA/Co-A : No**
- **No Clots or vegetations found**
- **IVC: 12mm size with Normally collapsive**



Dr. Krish P. Vaidya
MD, PGDCC
Associate Consultant-Cardiology
Reg.No.G-50510

Note:

Normal 2D echo report does not rule out cardiac diseases
this report shall not be used for Medico legal purposes,
Clinical Correlation advisable.

Dr. Krish P Vaidya:
Consultant Cardiologist, Diabetologis
& General Physician

 icure™
Heart & General Clinic

NAME : Mrs Bhavna Banker	AGE : 36 Y/F	DATE : 25/03/2023
--------------------------	--------------	-------------------

ULTRASONOGRAPHY OF WHOLE ABDOMEN
(Screening Only)

Liver is normal in size and echotexture and shows normal parenchymal reflectivity. No focal lesion is seen. Hepatic veins appear normal. There is no evidence of any dilated intra hepatic biliary radicals.

Portal Vein appears normal in diameter.

Common Bile Duct is of normal diameter.

Gallbladder is physiologically distended with normal wall thickness. There is no evidence of gallstones. No evidence of peri-cholecystic fluid or probe tenderness.

Pancreas is normal in size and shows homogenous reflectivity. There is no evidence of any calcification or ductal dilatation.

Spleen is normal size and shows a homogenous echotexture. There is no evidence of any focal lesion.

Both Kidneys are normal in position and size. They show normal cortical reflectivity and cortico-medullary distinction. Right kidney measures 95x38mm. Left kidney measures 89x40mm. There is no evidence of renal calculi, hydronephrosis or mass seen.

Bladder is well distended and shows normal wall thickness. No evidence of intra-luminal mass or calculi.

Uterus appears normal in size. Uterine myometrial echotexture is homogeneous. No focal lesion is seen. CET measures 5mm.

Both Ovaries appears normal in size & reflectivity. No evidence of any adnexal mass.

There is no evidence of ascites.

No evidence of any gross bowel mass seen.

No evidence of any aorto-caval or mesenteric root lymphadenopathy.

No mass or collection in right iliac fossa.

CONCLUSION: No sonographic abnormality is seen.



Dr. Krish P. Vaidya
MD, PGDCC
Associate Consultant-Cardiology
Reg.No.G-50510

Mehul Prajapati

DR. MEHUL PRAJAPATI
CONSULTANT RADIOLOGIST




Heart & General Clinic

iCure Heart& Diet Clinic, 402, Epsil on tower, opp Pasha bhai park, Race course, Vadodara



Sunny K. Machhi
+91 87585 30074
+91 83205 61551
sunnydigitalxray@yahoo.com

NAME	BHAVNA BANKER	AGE/SEX	/MALE
REF BY	I cure heart&diet clinic	DATE	25-03-2023

X-RAY CHEST PA VIEW


BOTH LUNG FIELDS ARE NORMAL.

BOTH COSTOPHRENIC RECESS ARE CLEAR.

CARDIAC CONFIGURATION IS NORMAL.

MEDIASTINUM AND BONY THORACIC CAGE REVEAL NO ABNORMALITY.

IMPRESSION : NORMAL LUNGS HEART AND MEDIASTINUM



DR.HIMANI VIRAPARA
Regn. No: G.28771
M.D. [Radiodiagnosis]
(CONSULTANT RADIOLOGIST)

